

## Manuals+

[Q & A](#) | [Deep Search](#) | [Upload](#)

manuals.plus /

› [Fire-Boltt](#) /

› [Fire-Boltt Phoenix Ultra Smartwatch User Manual](#)

## Fire-Boltt BSW138

# Fire-Boltt Phoenix Ultra Smartwatch User Manual

Model: BSW138

Brand: Fire-Boltt

## 1. INTRODUCTION

Welcome to the Fire-Boltt Phoenix Ultra Smartwatch user manual. This guide provides detailed instructions on how to set up, operate, maintain, and troubleshoot your device. Please read this manual carefully to ensure optimal performance and longevity of your smartwatch.

## 2. SAFETY INFORMATION

Please observe the following safety precautions to prevent damage to your device or injury to yourself:

- Do not attempt to disassemble or modify the smartwatch.
- Keep the device away from extreme temperatures, direct sunlight, and moisture.
- Use only the provided charging cable and a compatible adapter (3.7V to 5V).
- Avoid exposing the watch to strong impacts or drops.
- Consult a medical professional before starting any new exercise regimen or if you have health concerns, as the health monitoring features are for reference only and not for medical diagnosis.

## 3. PRODUCT OVERVIEW

The Fire-Boltt Phoenix Ultra Smartwatch is designed for a luxurious and functional experience, featuring a durable metal body and stainless steel magnetic closure straps. It offers advanced connectivity and health tracking capabilities.

### 3.1 Key Features

- **Bigger Round Display:** TFT Color Full Touch Screen with 240\*240 Pixel High Resolution and 320 NITS Peak brightness.
- **Bluetooth Calling:** Make and receive calls directly from your watch via built-in speaker and microphone.
- **120+ Sports Modes:** Track various activities effectively.
- **Health Monitoring:** SpO2, Heart Rate Monitoring, Sleep Monitoring, Female Health Care, Breath Training.
- **AI Voice Assistant:** Supports voice commands.
- **Smart Notifications:** Receive alerts from social media and other apps.

- **Long Battery Life:** Up to 7 days without Bluetooth calling, 4 days with Bluetooth calling.
- **Additional Features:** Inbuilt games, camera control, music control, drink water reminder, sedentary reminder, weather updates, alarm, stopwatch, timer.

## 3.2 Package Contents

- 1 x Fire-Boltt Phoenix Ultra Smartwatch
- 1 x Charging Cable
- 1 x Warranty Card

## VIDEO OVERVIEW

Your browser does not support the video tag.

Video: An official overview of the Fire-Boltt Phoenix Ultra Smartwatch, highlighting its key features and design. Duration: 1 minute 22 seconds.

## 4. SETUP GUIDE

### 4.1 Initial Charging

Before first use, fully charge your smartwatch. Connect the charging cable to the watch's charging points and plug the USB end into a 3.7V to 5V adapter or a laptop USB port.

- Full charge time: Approximately 3 hours.
- For a minimum 20% charge: Approximately 30-40 minutes.

# Strong Battery Life





-  220 mAh Battery
-  2 Hrs Charging Time
-  5–6 Hrs Normal USe
-  15 Days Standby Time



Image: The back of the Fire-Boltt Phoenix Ultra Smartwatch, showing the charging points and heart rate sensor. An illustration of a battery indicates strong battery life and charging specifications.

## 4.2 Pairing with Your Smartphone

To unlock all features, pair your smartwatch with the companion app on your smartphone. The app name is typically "Da Fit" as mentioned in customer reviews, but please refer to the warranty card or product packaging for the exact app name and QR code.

1. Download the recommended app from your smartphone's app store (Google Play Store for Android, Apple App Store for iOS).
2. Ensure Bluetooth is enabled on your smartphone.
3. Open the app and follow the on-screen instructions to add your device.
4. Select "Fire-Boltt Phoenix Ultra" from the list of available devices.
5. Confirm the pairing request on both your phone and the smartwatch.

## 5. OPERATING INSTRUCTIONS

## 5.1 Display and Navigation

The smartwatch features a full touch round display for easy navigation.

- **Swipe Up/Down:** Access quick settings or notifications.
- **Swipe Left/Right:** Navigate through different functions and widgets (e.g., heart rate, sports modes, weather).
- **Tap:** Select an option or open an application.
- **Side Button:** Press to return to the home screen or wake the display.



### Inbuilt watch faces and 100+ cloud based watch faces



Image: A close-up of the Fire-Boltt Phoenix Ultra Smartwatch display, highlighting its 1.39-inch size and 240x240 pixel resolution. Below, several circular watch face designs are shown, indicating customization options.

## 5.2 Bluetooth Calling

Once paired, you can make and receive calls directly from your watch.

- **Making a Call:** Access the dial pad or contacts list on the watch to initiate a call.
- **Receiving a Call:** An incoming call notification will appear on the watch. Tap to answer or decline.
- **Volume Control:** While on a Bluetooth call, you can control the call volume directly from the watch. Note: There is no general volume control for media playback on the watch itself, only for calls.

# Bluetooth Calling

Make and receive calls from the watch



Quick access  
dial pad



Sync  
contacts



Recent call  
history



Image: The Fire-Boltt Phoenix Ultra Smartwatch displaying its Bluetooth calling capabilities. It shows a quick dial pad, contact sync, and recent call history. An incoming call screen is also visible on the watch.

## 5.3 Sports Modes

The smartwatch supports over 120 sports modes for comprehensive activity tracking.

- Navigate to the Sports Modes section on your watch.
- Select your desired activity (e.g., walking, running, cycling).
- The watch will begin tracking metrics such as steps, distance, calories burned, and heart rate.



Image: A visual representation of the Fire-Boltt Phoenix Ultra Smartwatch's 120+ sports modes. The watch display shows activity metrics like steps, distance, calories, and heart rate during a workout. Various icons representing different sports are shown in the background.

## 5.4 Health Monitoring

Monitor your health metrics directly from your wrist.

- **Heart Rate Monitoring:** Access the heart rate function to measure your current heart rate.
- **SpO2 Monitoring:** Measure your blood oxygen saturation levels.
- **Sleep Monitoring:** The watch automatically tracks your sleep patterns. Note: Sleep detection is fixed from 8 PM to 10 AM.
- **Female Health Care:** Track menstrual cycles and related data.
- **Breath Training:** Guided breathing exercises for relaxation.

# Know your health always



SpO2  
Monitoring



Heart Rate  
Tracking

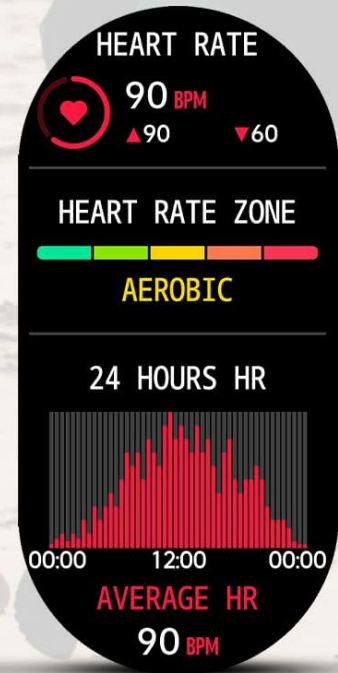
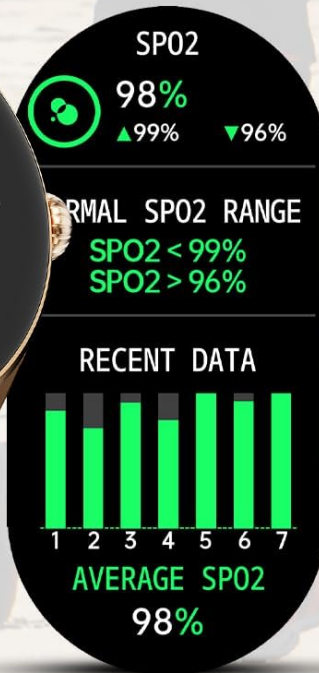


Image: The Fire-Bolt Phoenix Ultra Smartwatch displaying its health monitoring features, specifically SpO2 (blood oxygen) and Heart Rate tracking. The watch screen shows current readings and historical data for these metrics.

# Smart Health Assistant

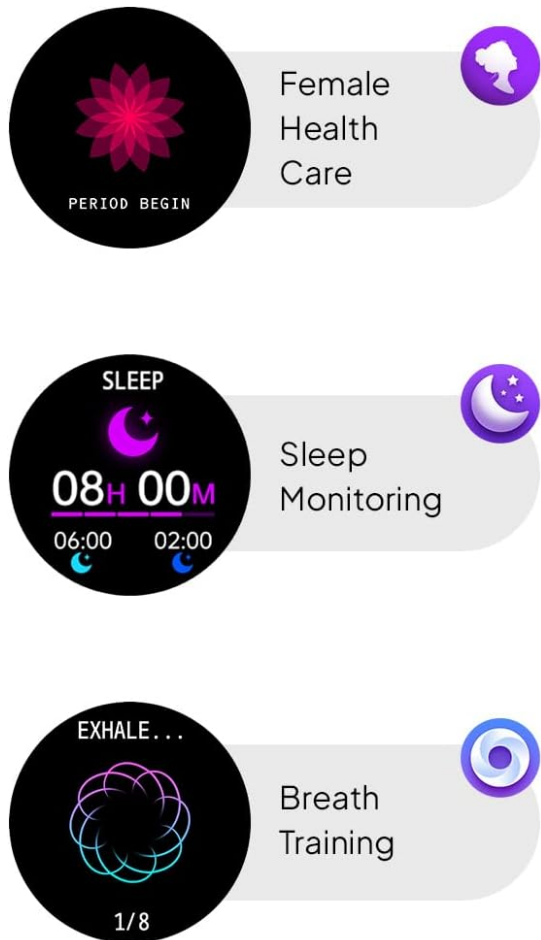


Image: The Fire-Boltt Phoenix Ultra Smartwatch highlighting its Smart Health Assistant features, including Female Health Care, Sleep Monitoring, and Breath Training. Icons represent each function, with the watch displaying sleep data.

## 5.5 AI Voice Assistant

Activate the AI Voice Assistant by tapping the designated icon on the watch or using a specific gesture (refer to app settings for customization). You can then use voice commands for various functions.



# Voice Assistant



INBUILT MIC



INBUILT SPEAKER



Ok Google



Hello Siri



# Smart Notifications

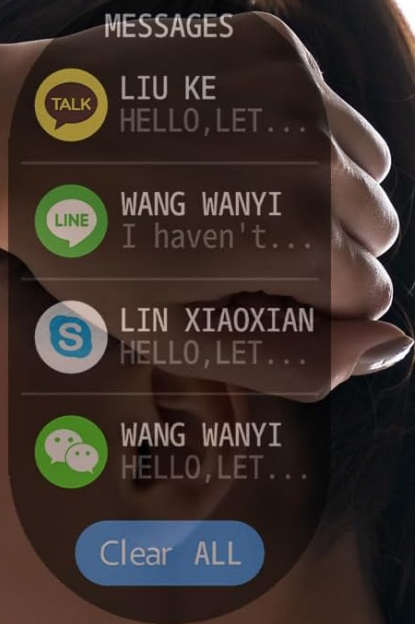


Image: The Fire-Boltt Phoenix Ultra Smartwatch demonstrating its Voice Assistant feature, showing an "AI voice" icon and text "Talk after tap". It also illustrates Smart Notifications from various social media and messaging apps.

## 5.6 Other Smart Features

- **Music Control:** Control music playback on your connected smartphone (play, pause, skip tracks). Music cannot be stored on the watch.
- **Camera Control:** Use your watch as a remote shutter for your smartphone camera.
- **Inbuilt Games:** Enjoy simple games like "Young Bird" and "2048" directly on your watch.
- **Reminders:** Set reminders for drinking water and sedentary alerts.
- **Weather Updates:** Get real-time weather information.
- **Tools:** Access stopwatch, timer, and alarm functions.



Inbuilt  
Games



Camera  
Control



Music  
Control



Image: The Fire-Bolt Phoenix Ultra Smartwatch showcasing its entertainment and utility features: Inbuilt Games (Young Bird, 2048), Camera Control (remote shutter), and Music Control (playback on connected phone).

# Multi Function Smartwatch

 IP67 Water Resistant

 Shock Resistant

 Highly Durable Body

 Metal Case



 Drink Water Reminder



 Weather Update



 Sedentary Reminder



 Adjust Brightness



 Stopwatch



 Timer



 Alarm



Image: The Fire-Bolt Phoenix Ultra Smartwatch displaying a range of multi-function features including Drink Water Reminder, Weather Update, Sedentary Reminder, Adjust Brightness, Stopwatch, Timer, and Alarm. It also highlights IP67 Water Resistance, Shock Resistance, Highly Durable Body, and Metal Case.

## 6. MAINTENANCE

Proper care ensures the longevity of your Fire-Bolt Phoenix Ultra Smartwatch.

- **Cleaning:** Wipe the watch and straps regularly with a soft, dry cloth. For stubborn dirt, a slightly damp cloth can be used, followed by drying.
- **Water Resistance:** The watch is IP67 water resistant, meaning it can withstand splashes and brief immersion. Do not wear it while swimming or showering, and avoid exposing it to hot water or steam.
- **Storage:** When not in use for extended periods, store the watch in a cool, dry place.
- **Charging Port:** Keep the charging contacts clean and free of debris to ensure efficient charging.

## 7. TROUBLESHOOTING

Problem	Possible Cause	Solution
Watch not turning on/charging.	Low battery; improper charging connection; faulty charger.	Ensure the charging cable is securely connected. Use a 3.7V-5V adapter. Charge for at least 30-40 minutes. Try a different USB port or adapter.
Bluetooth connection issues.	Bluetooth off on phone/watch; watch too far from phone; app not running.	Ensure Bluetooth is enabled on both devices. Keep the watch within range of your phone. Restart the app and try pairing again.
Inaccurate health data.	Improper fit; sensor obstruction; not for medical use.	Ensure the watch is worn snugly on your wrist. Clean the sensor area. Remember, data is for reference only.
Sleep tracking not working correctly.	Sleep detection fixed to 8 PM - 10 AM.	The watch's sleep detection is designed for typical sleep schedules (8 PM to 10 AM). It may not accurately track sleep outside this window.
Cannot control music.	Music app not open on phone; Bluetooth not connected.	Ensure your phone's music player is active and Bluetooth is connected.

## 8. SPECIFICATIONS

Feature	Detail
Model Number	BSW138
Display Type	TFT Color Full Touch Screen
Display Resolution	240*240 Pixels
Peak Brightness	320 NITS
Battery Life (without BT calling)	Up to 7 days
Battery Life (with BT calling)	Up to 4 days
Full Charge Time	3 hours
Charging Requirement	3.7V to 5V adapter or laptop output
Connectivity	Bluetooth
Water Resistance	IP67
Dimensions	10.83 x 1.77 x 0.47 inches
Item Weight	1.94 ounces (55 Grams)
Operating System	Watch OS 7
Memory Storage Capacity	128 MB

## 9. WARRANTY AND SUPPORT

Your Fire-Boltt Phoenix Ultra Smartwatch comes with a warranty. Please refer to the included warranty card for specific terms and conditions, including warranty period and coverage.

For technical support, product inquiries, or warranty claims, please contact Fire-Boltt customer service. Contact information can typically be found on the warranty card, product packaging, or the official Fire-Boltt website.

**Important:** As noted in customer feedback, locating the serial number for warranty registration might require checking both the watch back and the product box. If you encounter issues, contact customer support.