



[Manuals.plus](#) /

› [Enclo Privacy Screens](#) /

› Enclo Florence Freestanding Privacy Screen with Planter Box (EC18025) - 6ft Tall Ash Instruction Manual

Enclo Privacy Screens EC18025

Enclo Florence Freestanding Privacy Screen with Planter Box (EC18025) - 6ft Tall Ash

Instruction Manual

PRODUCT OVERVIEW

The Enclo Florence Freestanding Privacy Screen with Planter Box (EC18025) is designed to provide privacy and enhance outdoor living spaces. This unit features a slatted WoodTek Vinyl screen integrated with a planter box, offering a blend of functionality and aesthetic appeal. It is suitable for various outdoor applications, including concealing utility items or defining patio areas.



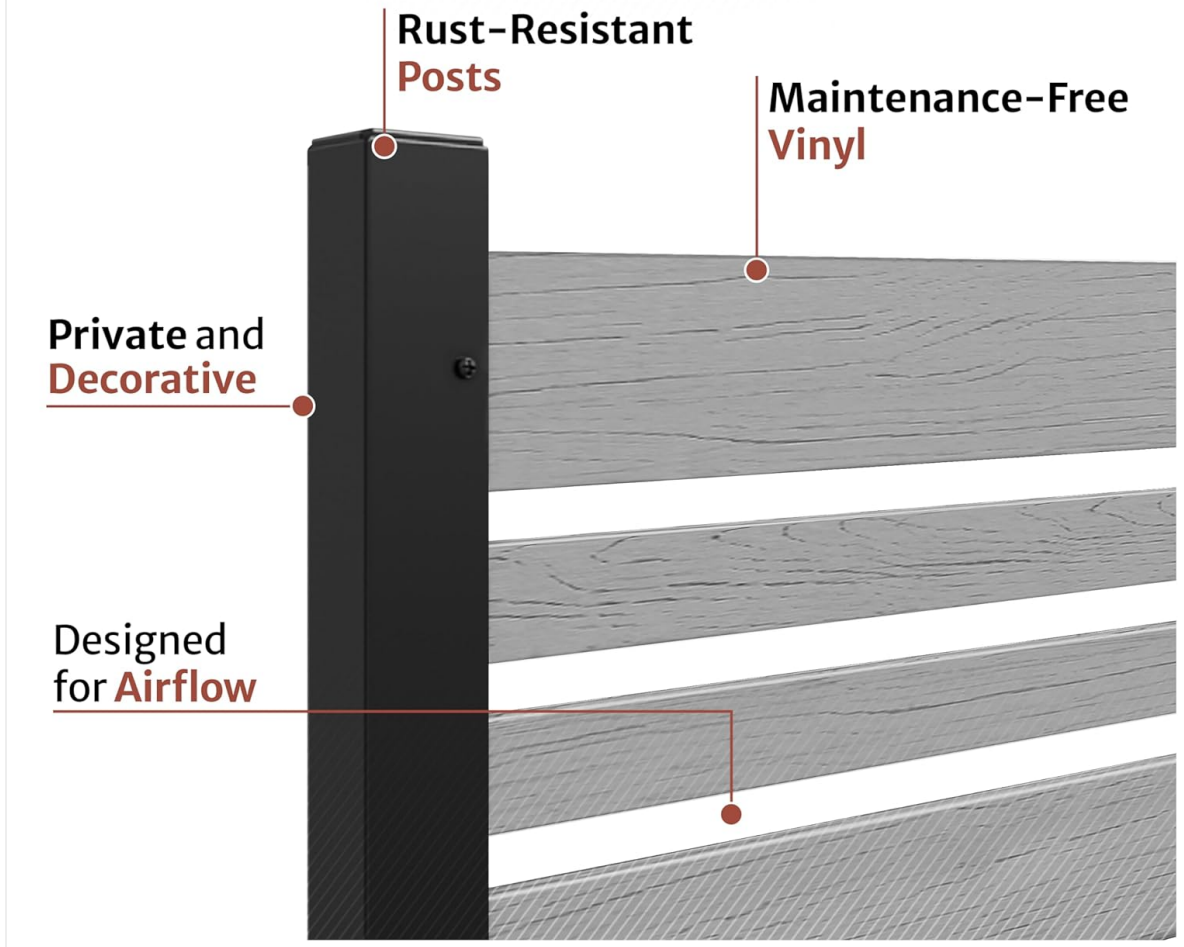
Image: Front view of the Enclo Florence Freestanding Privacy Screen with Planter Box in Ash color. The screen is 6ft tall and features horizontal slats, with a planter box at its base. The unit is shown in an outdoor setting.

Privacy and **Style**



Front View

Features & Benefits



Side View

How to **Install**

Set.
Fill.
Plant.

Set it in place,
fill it with soil,
then **plant**
anything
you'd like.



Back View

Product Features Video



Video: A short video highlighting the features and benefits of the Florence Screens with Planter Boxes, showcasing their design and functionality.

SETUP AND ASSEMBLY

Assembly of the Enclo Florence Privacy Screen with Planter Box is required. Please allow approximately 60 minutes for the assembly process. Follow the steps below and refer to the assembly video for visual guidance.

Tools Required

- Power Drill
- Measuring Tape
- (Refer to the full installation manual for surface mount tools if applicable)

Materials **That Last**

WoodTek™ Vinyl offers the natural elegance of wood without all the staining, painting, or maintaining. **It's a composite material made of professional grade vinyl.**



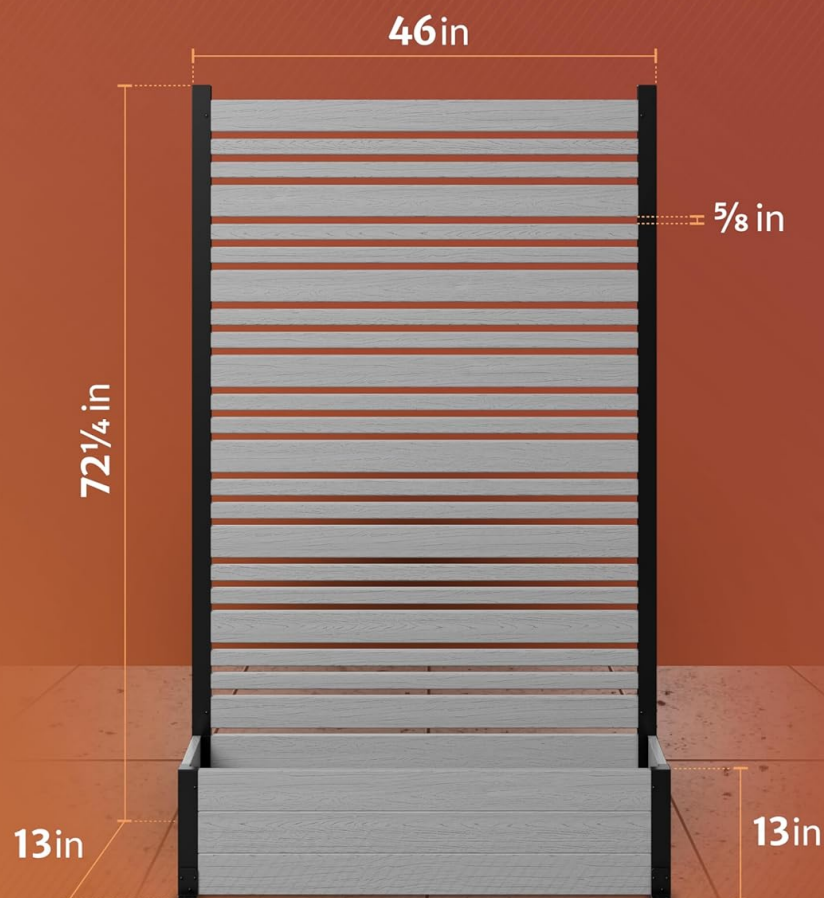
HIDE IT WITH STYLE

ENCLO

Image: Illustration detailing the tools required for assembly, including a power drill and measuring tape, and indicating an approximate assembly time of 60 minutes.

Components Included

Product Dimensions



ENCLO

Image: A detailed diagram illustrating the various components included in the kit, such as posts, post caps, boards, spacers, steel screws, and brackets, for a single screen with planter box.

Assembly Video



Video: Official assembly and installation guide for the 6ft Tall Florence Screen. This video demonstrates the step-by-step process for setting up your privacy screen with a planter box.

Securing the Unit

For environments with high winds, it is recommended to use the included L brackets to secure your screen and planter box. This will enhance stability and prevent displacement.

OPERATING INSTRUCTIONS

Using the Planter Box

Once assembled, the integrated planter box can be filled with soil and used for planting. This adds a decorative element and can further enhance privacy.

What's Included

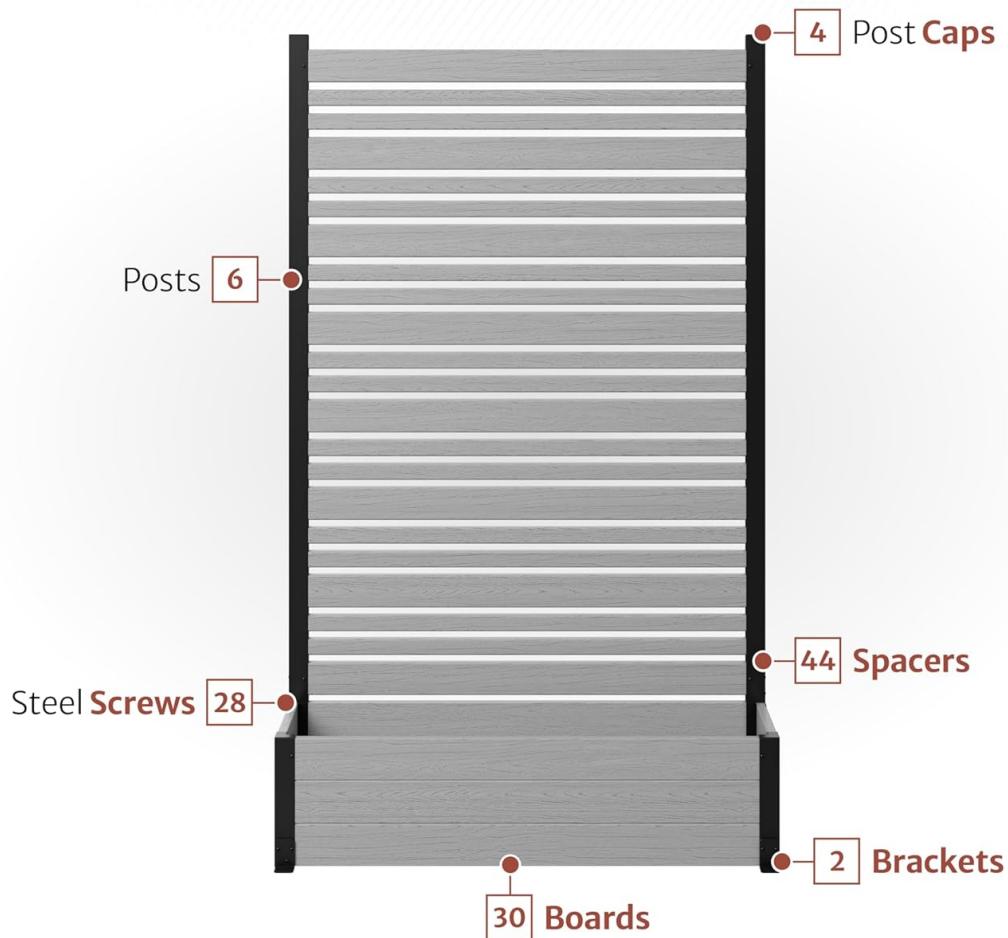


Image: Visual guide demonstrating how to prepare and use the planter box: Set it in place, fill with soil, then plant your desired flora.

Multiple Uses

This privacy screen and planter box unit is versatile. It can be used to:

- Conceal unsightly yard items such as air conditioning units, pool pumps, or trash cans.
- Create partitions or subtle boundaries on patios or decks.

What to Expect



Approximate
assembly time 

Tools Required (Freestanding Installation)



Power
Drill



Measuring
Tape

See Installation Manual
for Surface Mount Tools

Image: The privacy screen effectively concealing a large trash bin, demonstrating its utility for flexible coverage of outdoor items.

MAINTENANCE

The Enclo Florence Privacy Screen is constructed from WoodTek Vinyl, a material designed for minimal maintenance.

WoodTek Vinyl Benefits

- **Maintenance-Free:** Does not require staining, painting, or extensive upkeep.
- **Durable:** Resists fading, rotting, and insect damage.
- **Easy to Clean:** A simple spray with a garden hose is sufficient to maintain its appearance.

Video: An informational video explaining the properties and benefits of WoodTek Vinyl, highlighting its durability and low maintenance requirements.

TROUBLESHOOTING

If you encounter any issues during assembly or use, please review the assembly instructions and video. For further assistance, contact customer support.

SPECIFICATIONS

Brand	Enclo Privacy Screens
Model Number	EC18025
Material	WoodTek Vinyl
Color	Ash
Product Dimensions (H x W x L)	72" H x 46" W x 13" L
Item Weight	44 Pounds
Number of Pieces	1 Screen with Planter Box
Required Assembly	Yes
UPC	673995180257

Flexible Coverage



Image: A visual representation of the product dimensions, indicating the height (72.25 inches), width (46 inches), and depth (13 inches) of the privacy screen and planter box.

WARRANTY INFORMATION

Enclo Privacy Screens offers a **10-year warranty** on all of its vinyl products. This warranty covers manufacturing defects and ensures the longevity of your product under normal use conditions.

CUSTOMER SUPPORT

Enclo Privacy Screens is a US-based company committed to providing reliable products and excellent customer service. If you require assistance before or after your purchase, our team is available to help via phone, email, or chat.

For support, please visit the [Enclo Privacy Screens Store](#) or refer to the contact information provided with your product packaging.