

Manuals.plus /

› HQRP /

› HQRP 10ft White AC Power Cord User Manual for Onkyo Amplifiers and CD Players

**HQRP 887774403072343**

# HQRP 10ft White AC Power Cord User Manual

Compatible with Onkyo A-9555, A-9755, TX-SA806 Amplifiers, and C-S5VL CD Players

## 1. INTRODUCTION AND OVERVIEW

---

This manual provides essential information for the safe and effective use of your HQRP 10ft White AC Power Cord. This power cord is designed to provide reliable power to compatible audio equipment, including specific Onkyo amplifier and CD player models. It features a durable construction and is UL Listed for safety.

- **Product Type:** AC Power Cord
- **Color:** White
- **Length:** 10 feet (approximately 3 meters)
- **Connectors:** IEC C17 Type to NEMA 1-15P
- **Wire Size:** 18 AWG
- **Safety Certification:** UL Listed
- **Compatibility:** Onkyo A-9555, A-9755, TX-SA806 Amplifiers, and C-S5VL CD Players.





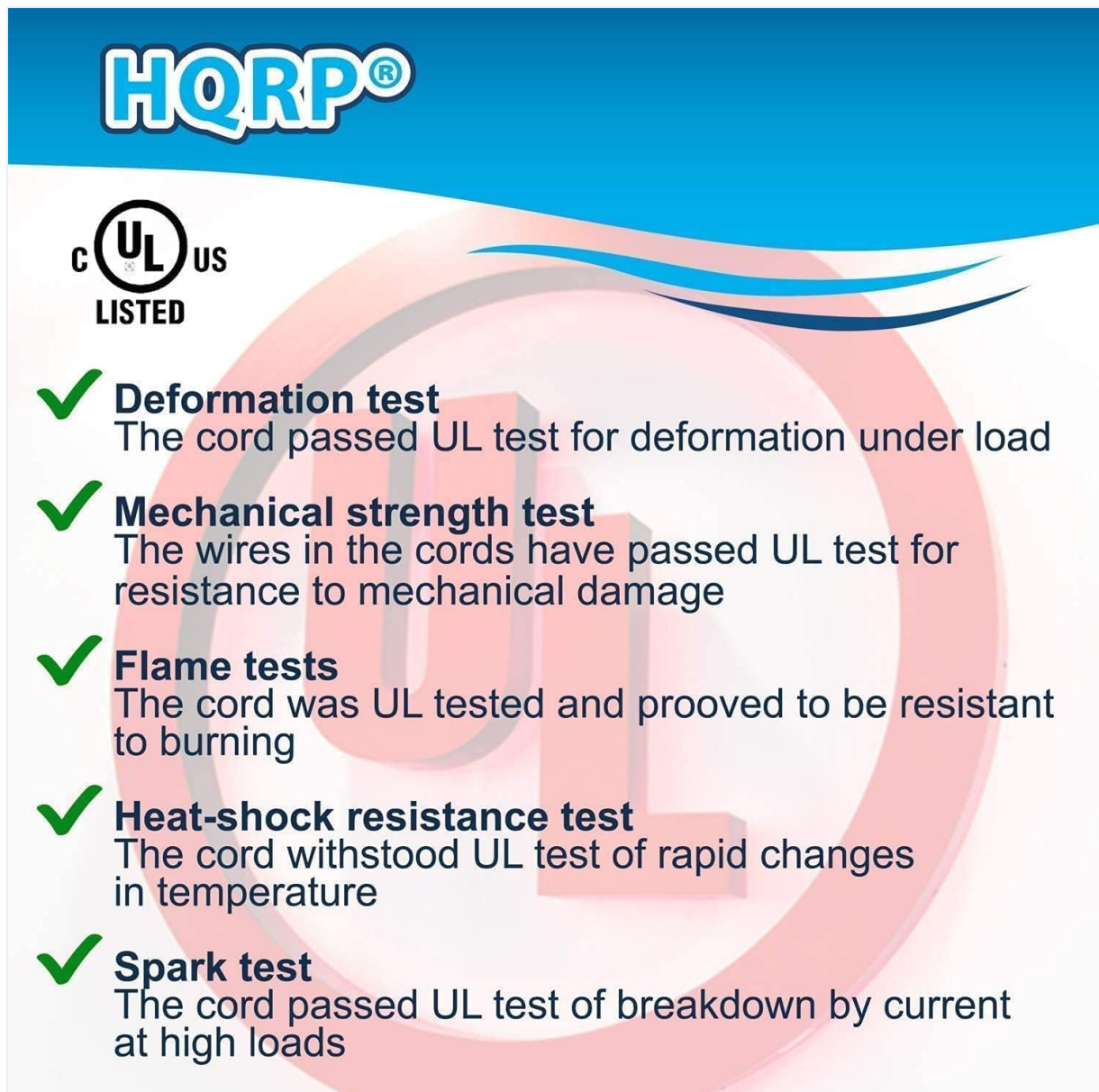
*Image 1.1: The HQRP 10ft White AC Power Cord, coiled for packaging.*

## **2. SAFETY INFORMATION**

---

Please read and understand all safety instructions before using this product. Failure to follow these instructions may result in electric shock, fire, or other hazards.

- **UL Listed:** This power cord is UL Listed, indicating it meets recognized safety standards.
- **Indoor Use Only:** This power cord is intended for indoor use in dry locations. Do not use it outdoors or in wet conditions.
- **Proper Voltage:** Ensure the voltage rating of your equipment matches the power supply.
- **Avoid Overloading:** Do not overload electrical outlets or extension cords.
- **Inspect Before Use:** Before each use, inspect the power cord for any signs of damage, such as cuts, frayed wires, or bent prongs. Do not use a damaged cord.
- **Secure Connections:** Ensure both ends of the power cord are fully and securely plugged into their respective receptacles.
- **Unplug Safely:** Always grasp the plug, not the cord, when unplugging from an outlet or device.
- **Keep Away from Heat:** Do not place the power cord near heat sources or in direct sunlight.
- **Children and Pets:** Keep the power cord out of reach of children and pets to prevent accidental damage or injury.



**HQRP®**

**c UL US LISTED**

- ✓ **Deformation test**  
The cord passed UL test for deformation under load
- ✓ **Mechanical strength test**  
The wires in the cords have passed UL test for resistance to mechanical damage
- ✓ **Flame tests**  
The cord was UL tested and proved to be resistant to burning
- ✓ **Heat-shock resistance test**  
The cord withstood UL test of rapid changes in temperature
- ✓ **Spark test**  
The cord passed UL test of breakdown by current at high loads


*Image 2.1: This HQRP power cord has passed rigorous UL safety tests, including deformation, mechanical strength, flame, heat-shock resistance, and spark tests.*

### 3. SETUP INSTRUCTIONS

---

Follow these steps to properly connect your HQRP AC Power Cord to your compatible audio equipment.

1. **Verify Compatibility:** Ensure your device (e.g., Onkyo A-9555, A-9755, TX-SA806 Amplifier, or C-S5VL CD Player) requires an IEC C17 type power cord.
2. **Power Off Device:** Before connecting, ensure your audio equipment is turned off and unplugged from its current power source (if any).
3. **Connect to Device:** Insert the IEC C17 end of the HQRP power cord firmly into the power input receptacle on your audio equipment. This connector is typically a two-pin, non-polarized inlet.
4. **Connect to Wall Outlet:** Insert the NEMA 1-15P (standard 2-prong US plug) end of the HQRP power cord firmly into a standard 120V AC wall outlet.
5. **Secure Placement:** Ensure the cord is not pinched, kinked, or placed where it can be tripped over.



*Image 3.1: Close-up view of the IEC C17 connector (left) and the NEMA 1-15P plug (right) of the white power cord.*

## 4. OPERATING INSTRUCTIONS

---

Once the power cord is securely connected, you can operate your audio equipment as usual.

1. **Power On:** Turn on your Onkyo amplifier or CD player using its power button.
2. **Normal Operation:** Use your device according to its own instruction manual. The HQRP power cord simply provides the necessary electrical connection.
3. **Power Off:** When finished, turn off your device. For extended periods of non-use, it is recommended to unplug the power cord from the wall outlet.

## 5. MAINTENANCE

---

Proper care and maintenance will extend the life of your power cord.

- **Cleaning:** Disconnect the power cord from both the wall outlet and the device before cleaning. Wipe the cord with a dry, soft cloth. Do not use liquid cleaners or abrasive materials.
- **Storage:** When not in use, coil the cord loosely and store it in a dry, cool place away from direct sunlight and extreme temperatures. Avoid tight coiling or bending that could damage the internal wires.
- **Regular Inspection:** Periodically check the cord for any signs of wear, damage, or discoloration. Replace the cord immediately if any damage is observed.

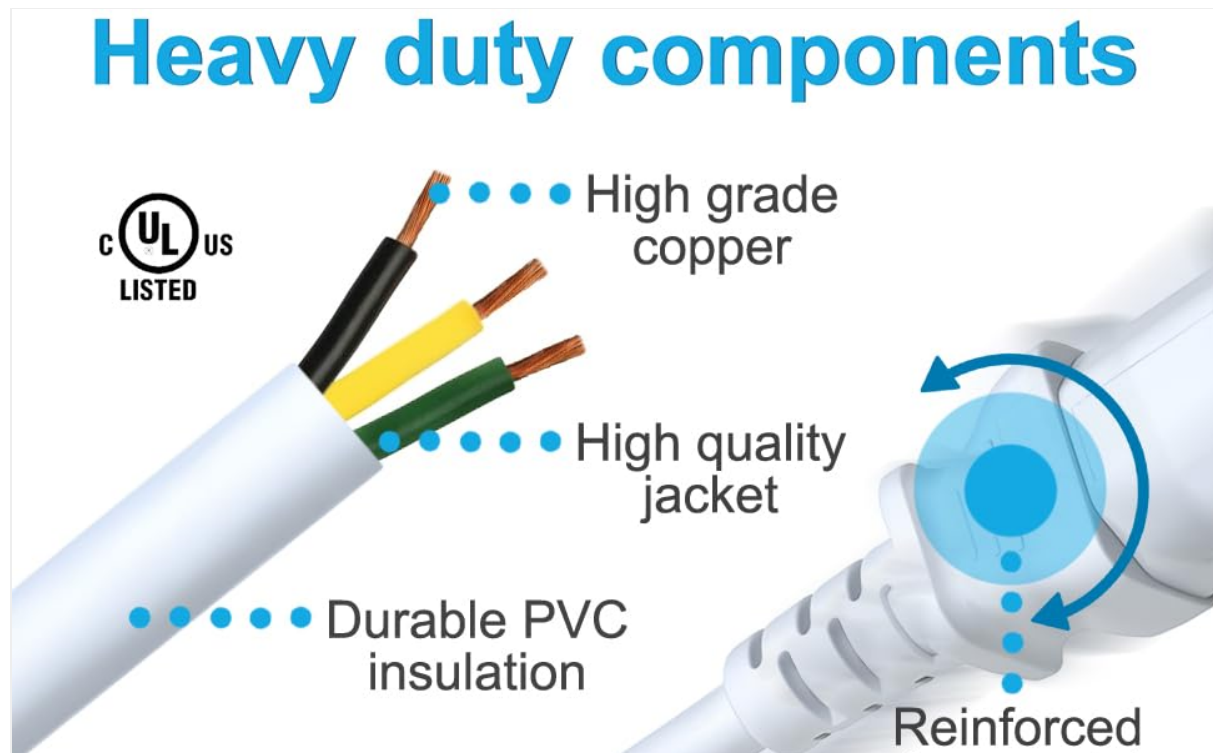


Image 5.1: The HQRP power cord features heavy-duty components including high-grade copper, high-quality jacket, durable PVC insulation, and reinforced strain relief for enhanced durability.

## 6. TROUBLESHOOTING

---

If your device is not receiving power, consider the following troubleshooting steps:

- **No Power to Device:**
  - Ensure both ends of the power cord are fully inserted into the device and the wall outlet.
  - Check if the wall outlet is functional by plugging in another known working appliance.
  - Verify that the circuit breaker for the outlet has not tripped.
  - Inspect the power cord for any visible damage. If damaged, discontinue use and replace.
- **Intermittent Power:**
  - Ensure connections are snug and not loose.
  - Avoid bending or stressing the cord, especially near the connectors.

If issues persist after following these steps, consult the instruction manual for your audio equipment or contact HQRP customer support.

## 7. SPECIFICATIONS

---

<b>Brand</b>	HQRP
<b>Model Number</b>	887774403072343
<b>Color</b>	White
<b>Length</b>	10 feet (approx. 3 meters)
<b>Connectors</b>	IEC C17 Type to NEMA 1-15P
<b>Wire Size</b>	18 AWG
<b>Safety Certification</b>	UL Listed
<b>Compatibility</b>	Onkyo A-9555, A-9755, TX-SA806 Amplifiers, C-S5VL CD Player

## 8. WARRANTY AND SUPPORT

---

HQRP stands behind the quality of its products.

- **Warranty:** This HQRP AC Power Cord comes with a 200-day warranty. Please retain your proof of purchase for warranty claims.
- **Customer Support:** For any questions, concerns, or support needs regarding your HQRP product, please contact HQRP customer service through their official channels or the retailer where the product was purchased.