

## CUPEISI CP20GOLD

# CUPEISI CP20GOLD 2-in-1 Tablet User Manual

Model: CP20GOLD

## 1. INTRODUCTION

---

This manual provides comprehensive instructions for the setup, operation, maintenance, and troubleshooting of your CUPEISI CP20GOLD 2-in-1 Tablet. This device combines the portability of a tablet with the functionality of a laptop, featuring a detachable keyboard, wireless mouse, and stylus for enhanced productivity and entertainment.

## 2. WHAT'S IN THE BOX

---

Please verify that all items listed below are included in your package:

- CUPEISI CP20GOLD 10-inch Android Tablet
- Wireless Bluetooth Keyboard
- Wireless Mouse
- Foldable Protective Case
- Stylus
- Type-C Charging Cable



Image: The CUPEISI CP20GOLD 2-in-1 Tablet displayed with its full set of accessories, including the tablet itself, a wireless Bluetooth keyboard, a wireless mouse, a protective foldable case, a stylus, and a Type-C charging cable.

### 3. PRODUCT OVERVIEW

---

Familiarize yourself with the various ports and buttons on your tablet:



Image: A detailed diagram illustrating the physical features of the CUPEISI CP20GOLD tablet. Labels point to the headphone jack, volume up/down buttons, power on/off button, SD card slot, USB Type-C port, speakers, front camera, rear camera, and flash.

- **Headphone Jack:** For connecting wired headphones.
- **Volume Buttons:** Adjust audio volume.
- **Power On/Off Button:** Press and hold to power on/off, short press to sleep/wake.
- **SD Card Slot:** Insert a microSD card for expandable storage.
- **USB Type-C Port:** For charging and data transfer.
- **Speakers:** Audio output.
- **Front Camera:** For video calls and selfies.
- **Rear Camera & Flash:** For taking photos and videos.

## 4. SETUP

---

## 4.1 Charging the Tablet

Before first use, fully charge your tablet. Connect the provided Type-C charging cable to the tablet's USB Type-C port and the other end to a 5V2A power adapter (not always included, but recommended for optimal charging) or a compatible USB port.

## 4.2 Powering On/Off

- **To Power On:** Press and hold the Power On/Off button until the screen lights up.
- **To Power Off:** Press and hold the Power On/Off button, then select "Power off" from the options that appear on the screen.
- **Sleep/Wake:** Short press the Power On/Off button to put the tablet to sleep or wake it up.

## 4.3 Initial Setup

Upon first power-on, follow the on-screen prompts to complete the initial setup:

1. Select your preferred language.
2. Connect to a Wi-Fi network.
3. Sign in with your Google account or create a new one.
4. Review and accept the terms and conditions.

## 4.4 Connecting Keyboard and Mouse

The included keyboard and mouse connect wirelessly via Bluetooth:

1. Ensure the keyboard and mouse are charged and powered on.
2. On your tablet, go to *Settings > Connected devices > Bluetooth*.
3. Turn on Bluetooth and scan for available devices.
4. Select the keyboard and mouse from the list to pair them. Follow any on-screen prompts for pairing codes if necessary.

# 6GB RAM+128GB ROM+512GB Expand

You can switch the use mode at will to improve work efficiency, and large-scale games, video online classes, and office learning are not a problem




Image: A user is shown working on the CUPEISI CP20GOLD tablet, which is set up with its wireless keyboard and mouse. The tablet is in its protective case, acting as a stand, illustrating its suitability for office work or online learning.

## 4.5 Inserting an SD Card

To expand storage, insert a microSD card (up to 1TB) into the dedicated SD card slot as shown in the Product Overview diagram.

## 5. OPERATING INSTRUCTIONS

### 5.1 Basic Navigation

- **Touchscreen:** Tap, swipe, pinch-to-zoom, and long-press to interact with the interface.
- **Home Screen:** Access your apps, widgets, and notifications.
- **Notifications:** Swipe down from the top of the screen to view notifications and quick settings.

### 5.2 Using the Keyboard and Mouse

Once paired, the keyboard and mouse function like those on a traditional computer, allowing for efficient typing,



navigation, and interaction with applications.

### 5.3 Managing Applications

Download and install applications from the Google Play Store. You can manage installed apps through *Settings > Apps*.

# Quad-Core Processor

4 cores run fast and smoothly. More stable

Easily handle more tasks to help you work more easily and quickly  
easily handle tasks and enjoy entertainment

Image: The CUPEISI CP20GOLD tablet screen shows the YouTube interface, demonstrating its capability for media consumption. Below the tablet, icons highlight its versatility for online classes, entertainment, business office tasks, and general video viewing.

### 5.4 Wi-Fi and Bluetooth Connectivity

- **Wi-Fi:** Connect to 2.4G/5G Wi-Fi networks (802.11ax supported) via *Settings > Network & internet > Wi-Fi*.
- **Bluetooth:** Connect to other Bluetooth devices (e.g., headphones, speakers) via *Settings > Connected devices > Bluetooth*.

# Stay Connection, More Convenient

Dual-band 2.4G/ 5G Wi-fi and Bluetooth offer fast wireless network connectivity options. Conventional interface offer a variety of options for connecting external devices



Image: The CUPEISI CP20GOLD tablet is shown alongside its keyboard and stylus, with a prominent Wi-Fi signal icon floating above it, indicating its strong and stable wireless connectivity.

## 5.5 Camera Usage

The tablet features an 8MP rear camera and a 2MP front camera. Open the Camera app to take photos or record videos. The eye protection mode helps reduce eye strain during prolonged use.

## 6. MAINTENANCE

---

### 6.1 Battery Care

To maximize battery life (6000mAh, up to 10 hours average use):

- Avoid extreme temperatures.
- Do not let the battery drain completely regularly.
- Use the recommended charger.

# Massive Battery But Lightweight

6000mAh long lasting battery for whole day using

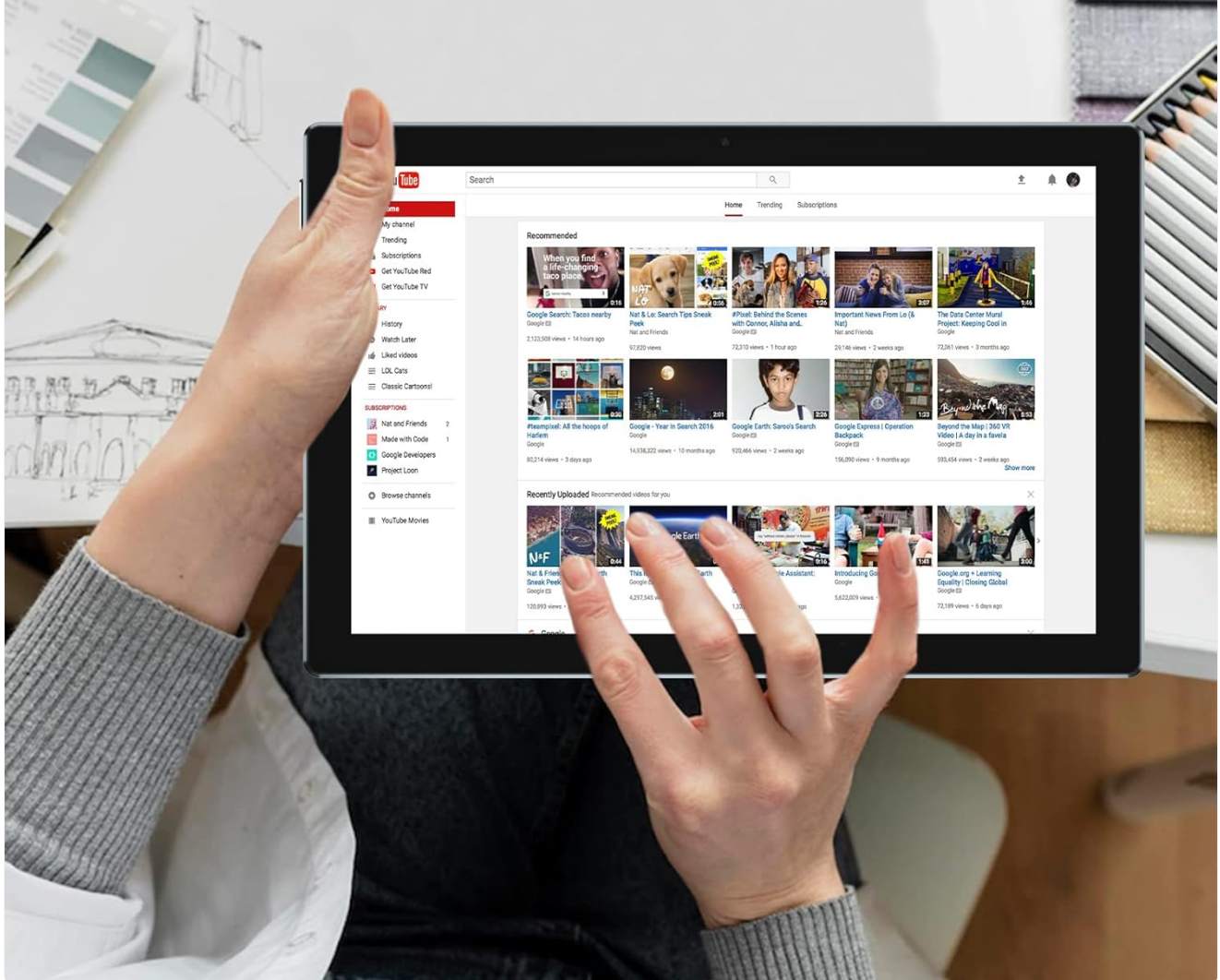


Image: A pair of hands holds the CUPEISI CP20GOLD tablet, which is actively displaying a YouTube video. This image emphasizes the tablet's comfortable size for handheld use and its capability for entertainment.

## 6.2 Cleaning the Device

Use a soft, lint-free cloth to clean the screen and body of the tablet. Avoid abrasive cleaners or solvents.

## 6.3 Software Updates

Periodically check for system updates via *Settings > System > System update* to ensure optimal performance and security.

## 6.4 Storage Management

Regularly clear unnecessary files and apps to maintain performance. Utilize the 1TB expandable storage via microSD card for large files.

## 7. TROUBLESHOOTING

If you encounter issues with your tablet, refer to the following common solutions:



| Problem                     | Possible Solution  |
|-----------------------------|--|
| Tablet does not power on.   | Ensure the tablet is fully charged. Press and hold the power button for 10-15 seconds.   |
| Cannot connect to Wi-Fi.    | Check if Wi-Fi is enabled in settings. Restart your router and tablet. Ensure correct password.                                  |
| Keyboard/Mouse not pairing. | Ensure devices are charged and in pairing mode. Turn tablet's Bluetooth off and on. Re-attempt pairing.                          |
| Slow performance.           | Close unused apps. Clear cache. Free up storage space. Restart the tablet.   |
| Charging issues.            | Ensure the Type-C cable is securely connected. Try a different compatible charger and cable. Check the charging port for debris. |

If the problem persists, please contact customer support for further assistance.


## 8. SPECIFICATIONS

Detailed technical specifications for the CUPEISI CP20GOLD 2-in-1 Tablet:

| Feature               | Specification   |
|-----------------------|---|
| Model                 | CP20GOLD  |
| Display               | 10.1-inch IPS Touchscreen, 1280x800 pixels                      |
| Processor             | 2.0GHz Quad-core (Rockchip)                                     |
| RAM                   | 6GB   |
| Internal Storage      | 128GB ROM   |
| Expandable Storage    | Up to 1TB via microSD card                                      |
| Cameras               | Rear: 8MP, Front: 2MP   |
| Battery               | 6000mAh (approx. 6-8 hours regular operation, 12 hours standby) |
| Wireless Connectivity | 5G Wi-Fi 6 (802.11ax), Bluetooth 5.0                            |
| Operating System      | Android   |
| Dimensions (LxWxH)    | 9.8 x 6.5 x 0.3 inches  |
| Item Weight           | 2.83 pounds   |



Android 11



Quad-Core



6GB+128GB



Wi-Fi



2.0+8.0MP



6000mAh

Image: Front and back views of the CUPEISI CP20GOLD tablet are presented, accompanied by a list of key specifications represented by icons: Android operating system, Quad-Core processor, 6GB RAM + 128GB internal storage, Wi-Fi connectivity, 2.0MP front and 8.0MP rear cameras, and a 6000mAh battery.

## 9. WARRANTY AND SUPPORT

---

Your CUPEISI CP20GOLD tablet comes with a **365-day warranty**. Additionally, CUPEISI provides **lifetime technical support** for this product.

For any questions, technical assistance, or warranty claims, please feel free to contact CUPEISI customer support. Refer to the contact information provided with your product packaging or visit the official CUPEISI website for support details.