

Manuals+

[Q & A](#) | [Deep Search](#) | [Upload](#)

Manuals.plus /

› [MMBABY](#) /

› MMBABY 5-in-1 Pack and Play Portable Crib Instruction Manual

MMBABY 11

MMBABY 5-in-1 Pack and Play Portable Crib Instruction Manual

Model: 11 | Brand: MMBABY

INTRODUCTION AND OVERVIEW

This manual provides essential instructions for the safe assembly, operation, and maintenance of your MMBABY 5-in-1 Pack and Play Portable Crib. This versatile product is designed to function as a baby rock bassinet, bedside crib, activity center, U-shaped diaper changing table, and baby crib, suitable for newborns to toddlers.

Please read all instructions carefully before assembly and use to ensure the safety and comfort of your child.

SAFETY INFORMATION

- Always use the provided safety strap when connecting to an adult bed.
- Ensure all locking mechanisms are securely engaged before placing a child in the crib or bassinet.
- Do not use the U-shaped diaper changing table if the child exceeds the weight limit or can roll over independently. Always use the safety belt.
- Regularly inspect the product for any signs of damage, wear, or loose parts. Discontinue use if any issues are found.
- Never leave a child unattended in the crib, bassinet, or playard.
- Ensure proper ventilation and air circulation. The mesh sides facilitate this and allow for easy observation.

SETUP AND ASSEMBLY

The MMBABY 5-in-1 Pack and Play is designed for easy assembly and disassembly without the need for additional tools. Follow these steps to set up your crib:

Unpacking and Initial Setup

1. Remove the crib from its carrying bag. The mattress pad is wrapped around the folded frame.
2. Unfold the main frame by pulling the side rails upwards until they lock into place. Ensure all four side rails are rigid and locked.
3. Push down the center of the base until it lies flat and is securely locked.
4. Insert the sturdy rails underneath the mattress pad to create a solid surface.



Image: The MMBABY Pack and Play folded in its carrying bag, ready for transport or storage.

Function Display

5-in-1





Image: Visual representation of the 5-in-1 functions: Bedside Sleeper, Baby Bassinet, Play Yard, Changing Table, and Baby Crib.

Video: [Assembly Demonstration](#)

Your browser does not support the video tag.

Video: A detailed demonstration of how to unpack and assemble the MMBABY 5-in-1 Pack and Play Portable Crib, including setting up the bassinet and playard modes.

OPERATING MODES AND FEATURES

1. Bedside Sleeper Mode

To use as a bedside sleeper, lower one side of the crib by unzipping the mesh panel. Use the attached safety strap to securely connect the crib to your adult bed, ensuring there are no gaps between the crib and the bed. This allows for close proximity and easy access to your baby during the night.

Include

Music bells soothe sleep



Storage shelf



Changing Table



Cradle bracket



Image: The MMBABY Pack and Play configured as a bedside sleeper, showing the lowered side and safety strap for attachment to an adult bed.

Video: Bedside Sleeper Functionality

Your browser does not support the video tag.

Video: Demonstration of the bedside sleeper mode, showing how to lower the side and position it next to an adult bed for co-sleeping.

2. Baby Bassinet Mode

For infants, the bassinet insert can be placed at a higher level within the crib, providing a comfortable and easily accessible sleeping area. This mode is ideal for newborns who are not yet able to push up on their hands and knees.

4 Level Adjustable Heights



Included Fixing Strap

Install next to your bed

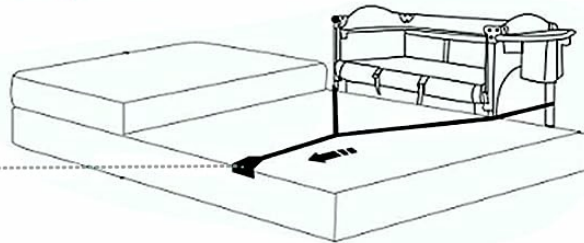


Image: The MMBABY Pack and Play illustrating its 4-level adjustable height feature, suitable for bassinet and crib modes.

3. Play Yard Mode

As your child grows, the mattress can be lowered to the bottom of the playyard, creating a secure and spacious area for play. The mesh sides allow for visibility and air circulation. An optional zippered side opening provides easy access for toddlers.



Image: A child playing inside the MMBABY Pack and Play in full-size play yard mode, demonstrating the zippered side opening.

4. U-Shaped Diaper Changing Table

The U-shaped diaper changing table attaches securely to the top of the crib. It features a soft pad and a safety belt to prevent the baby from rolling off. This accessory provides a convenient and ergonomic station for diaper changes.

Extra Large Space

Store Daily Necessities for Babies



Image: The MMBABY Pack and Play with the U-shaped diaper changing table attached, alongside a storage shelf for essentials.

5. Baby Rock Bassinet (Rocker)

The crib can be converted into a rock bassinet by attaching the provided curved bars to the bottom of the frame. This allows for gentle rocking motion to soothe your baby. Ensure the rocking bars are securely attached before use.

Additional Features

- **Wheels with Brakes:** Two wheels with brakes allow for easy movement and secure positioning.
- **Storage Tray:** A convenient storage tray can be installed on any armrest to hold diapers, bottles, and other necessities.
- **Hanging Mobile:** Features 3 cute animal dolls and a rotating function, capable of playing music to soothe your baby.

Extra Large Space

Store Daily Necessities for Babies



Image: The MMBABY Pack and Play with the U-shaped diaper changing table attached, alongside a storage shelf for essentials.

MAINTENANCE

Proper care and maintenance will extend the life of your MMBABY Pack and Play Portable Crib.

- **Cleaning:** The Oxford cloth material can be hand washed or machine washed. For spot cleaning, use a mild soap and damp cloth.
- **Frame:** Wipe the iron frame with a damp cloth as needed.
- **Storage:** When not in use, fold the crib into its compact size and store it in the provided carrying bag to protect it from dust and damage.

TROUBLESHOOTING

If you encounter any issues with your MMBABY Pack and Play, please refer to the following common solutions:

- **Crib not locking:** Ensure all side rails are pulled up firmly until they click into place. The center base must be pushed down completely.
- **Wheels not moving smoothly:** Check for any debris or obstructions in the wheels. Ensure the brakes are disengaged.
- **Mobile not rotating/playing music:** Check if batteries are required and correctly installed (if applicable). Ensure there are no obstructions preventing rotation.

For further assistance, please contact MMBABY customer support.

SPECIFICATIONS

Feature	Detail
Brand	MMBABY
Model Number	11
Product Dimensions	43.3"L x 27.5"W x 30.3"H
Material Type	Iron frame, 210D Oxford Cloth, PP
Maximum Weight Recommendation	30 Pounds
Care Instructions	Hand Wash Only (or machine wash for fabric components)
Number Of Items	1 (includes crib, U-shaped diaper changer, safety strap, carry bag, hanging mobile)

WARRANTY AND SUPPORT

For information regarding warranty coverage, product registration, or customer support, please refer to the contact details provided with your purchase or visit the official MMBABY website. Keep your proof of purchase for warranty claims.

MMBABY is committed to providing high-quality products and excellent customer service.