

## Magic Mill MFD-1010

# Magic Mill Food Dehydrator Replacement Mesh Trays for Model MFD-1010 User Manual


## INTRODUCTION

This manual provides essential information for the proper use and maintenance of your Magic Mill Food Dehydrator Replacement Mesh Trays. These trays are specifically designed for compatibility with the Magic Mill Food Dehydrator Model MFD-1010. Please read this manual thoroughly before use to ensure optimal performance and longevity of your product.

## PRODUCT OVERVIEW

The Magic Mill Replacement Mesh Trays are designed to enhance your food dehydrating experience, particularly when processing smaller food items. Each package contains two mesh trays.

- **Purpose:** Ideal for drying small items such as herbs, nuts, berries, or finely chopped fruits and vegetables, preventing them from falling through larger stainless steel tray openings.
- **Material:** Constructed from durable, food-safe plastic.
- **Compatibility:** Exclusively designed for the Magic Mill Food Dehydrator Model MFD-1010.



*This image displays two white, rectangular mesh trays designed for use with the Magic Mill MFD-1010 food dehydrator. The fine mesh pattern is visible, indicating their suitability for drying small food items.*

## SETUP

---

1. **Unpacking:** Carefully remove the mesh trays from their packaging.
2. **Initial Cleaning:** Before first use, wash the trays with warm, soapy water. Rinse thoroughly and dry completely. Refer to the "Maintenance and Cleaning" section for detailed instructions.
3. **Placement:** These mesh trays are designed to be placed directly on top of the existing stainless steel trays within your Magic Mill MFD-1010 dehydrator. Ensure they sit flat and securely on the stainless steel trays.

## OPERATING INSTRUCTIONS

---

Using the mesh trays is straightforward and integrates seamlessly with your dehydrator's operation.

1. **Prepare Food:** Prepare your food items as per your dehydrator recipe. For smaller items, ensure

they are cut to an appropriate size for drying.

2. **Load Trays:** Place the prepared food items directly onto the mesh trays. Distribute food evenly in a single layer to allow for proper air circulation.
3. **Insert into Dehydrator:** Carefully slide the stainless steel trays with the loaded mesh trays into the Magic Mill MFD-1010 dehydrator.
4. **Dehydration Process:** Operate your dehydrator according to its main instruction manual. The mesh trays do not require any special adjustments to the dehydrator's settings.
5. **Monitoring:** Periodically check the food for dryness. The mesh design allows for efficient airflow, contributing to consistent drying.

## MAINTENANCE AND CLEANING

---

Proper cleaning ensures hygiene and extends the life of your mesh trays.

- **After Each Use:** Remove any food residue from the trays.
- **Hand Washing:** Wash the mesh trays by hand using warm water and a mild dish soap. Use a soft brush or sponge to clean the mesh thoroughly.
- **Rinsing:** Rinse the trays completely under running water to remove all soap residue.
- **Drying:** Allow the trays to air dry completely before storing them. Ensure no moisture remains to prevent mold or mildew.
- **Important:** These mesh trays are **not dishwasher safe**. High temperatures in dishwashers can warp or damage the plastic material.

## TROUBLESHOOTING

---

Most issues related to the mesh trays are minor and easily resolved.

- **Food Sticking:** If food sticks to the mesh, ensure the food is properly prepared (e.g., not overly wet) and consider using parchment paper or non-stick sheets if necessary, though the mesh is designed to minimize sticking.
- **Trays Not Sitting Flat:** Ensure the mesh trays are correctly positioned on the stainless steel trays of your MFD-1010 dehydrator. Check for any obstructions.
- **Difficulty Cleaning:** For stubborn residue, soak the trays in warm, soapy water for a short period before scrubbing.

## SPECIFICATIONS






---


- **Brand:** Magic Mill
- **Model Compatibility:** MFD-1010
- **Material:** Food Safe Plastic
- **Color:** White
- **Shape:** Rectangular
- **Number of Trays:** 2 per package
- **Dishwasher Safe:** No
- **Package Dimensions:** Approximately 18.81 x 15.86 x 0.39 inches
- **Item Weight:** Approximately 12.6 ounces

## WARRANTY AND SUPPORT

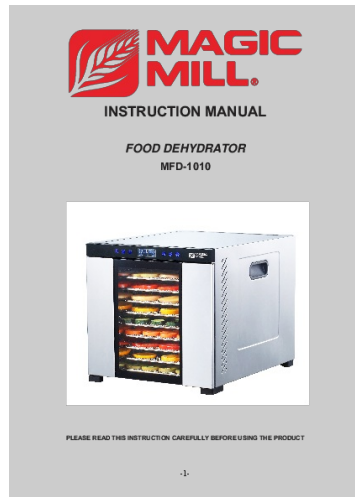
For any questions, concerns, or support regarding your Magic Mill Food Dehydrator Replacement Mesh Trays, please contact Magic Mill customer service. Refer to your original Magic Mill Food Dehydrator manual or the official Magic Mill website for contact information and details regarding product warranty. You can visit the [Magic Mill Store on Amazon](#) for more information.

### Related Documents - MFD-1010

 <p>MAGIC MILL DEHYDRATOR COOKBOOK</p>	<p><a href="#">Magic Mill Dehydrator Cookbook: Recipes and Drying Guide</a></p> <p>Explore the Magic Mill Dehydrator Cookbook for a comprehensive guide to dehydrating foods. Features recipes for jerky, fruit leather, yogurt, and more, along with essential drying tips and temperature settings.</p>
 <p>MAGIC MILL INSTRUCTION MANUAL FOOD DEHYDRATOR MFD-1010</p>	<p><a href="#">Magic Mill MFD-1010 Food Dehydrator Instruction Manual and Recipes</a></p> <p>Comprehensive instruction manual for the Magic Mill MFD-1010 Food Dehydrator, including technical specifications, safety guidelines, usage instructions, and a variety of recipes for fruit leather, jerky, yogurt, and more.</p>
 <p>MAGIC MILL INSTRUCTION MANUAL FOOD DEHYDRATOR MFD-7100</p>	<p><a href="#">Magic Mill MFD-7100 Food Dehydrator Instruction Manual</a></p> <p>Comprehensive instruction manual for the Magic Mill MFD-7100 Food Dehydrator, covering important safeguards, usage methods, drying tips, storage, and maintenance.</p>
 <p>MAGIC MILL INSTRUCTION MANUAL FOOD DEHYDRATOR MFD-7700</p>	<p><a href="#">Magic Mill Food Dehydrator MFD-7700 Instruction Manual</a></p> <p>Comprehensive instruction manual for the Magic Mill Food Dehydrator MFD-7700, covering setup, operation, safety guidelines, troubleshooting, and recipes for various dried foods.</p>
 <p>marta ELECTRIC FOOD DRYER MFD-820 USER MANUAL</p>	<p><a href="#">Marta Electric Food Dryer MFD-820 User Manual</a></p> <p>Comprehensive user manual for the Marta MFD-820 electric food dryer, covering operation, safety precautions, cleaning, and food preparation recommendations.</p>

 <p>Instruction Booklet CTG-00-FM2</p>	<p><a href="#">Cuisinart Stainless Steel Food Mill CTG-00-FM2 Instruction Booklet</a></p> <p>Comprehensive instruction booklet for the Cuisinart Stainless Steel Food Mill (Model CTG-00-FM2). Learn about important safeguards, assembly, usage, changing discs, safety and cleaning rules, food preparation tips, and warranty information.</p>
--	---

## Documents - Magic Mill – MFD-1010



### [Magic Mill MFD-1010 Food Dehydrator Instruction Manual and Recipes](#)

Comprehensive instruction manual for the Magic Mill MFD-1010 Food Dehydrator, including technical specifications, safety guidelines, usage instructions, and a variety of recipes for fruit leather, jerky, yogurt, and more.

lang:en score:29 filesize: 6.89 M page\_count: 20 document date: 2020-10-06