

Manuals+

[Q & A](#) | [Deep Search](#) | [Upload](#)

[manuals.plus](#) /

› [Lifetime](#) /

› [Lifetime Folding Picnic Table User Manual](#)

Lifetime 60366

Lifetime Folding Picnic Table

MODEL: 60366

User Manual

Product Overview

The Lifetime Rough-Cut 6 Foot Picnic Table is designed for outdoor use, providing a durable and low-maintenance solution for gatherings. It features a wood grain texture that mimics the look and feel of natural wood without requiring the same level of upkeep. The table is stain resistant, easy to clean, and includes a sturdy frame that folds flat for convenient storage.



Figure 1: The Lifetime Folding Picnic Table, assembled and ready for use in an outdoor patio.

Key Features

- **Rough Cut Texture:** Features a wood grain texture and finish that provides the natural look and feel of wood without the maintenance of painting and staining.
- **Folds Flat for Storage:** Equipped with a steel folding frame and attached benches, allowing for compact and convenient storage.
- **Rigid Table Top:** UV protected for outdoor use, providing extra seating and entertaining space, and cleans up easily.
- **Seating Capacity:** Comfortably seats up to 8 people.
- **Integrated Umbrella Hole:** Includes an umbrella hole with a cap, with a diameter of 1.99 inches (50.65 mm).
- **High Bench Weight Capacity:** Benches support up to 1200 lbs.
- **Dimensions:** Overall dimensions are 57" W x 72" L x 29" H. When folded, dimensions are 57" W x 72" L x 3.15" H. Tabletop dimensions are 28.7" W x 72" L. Bench height is 18.7".

Setup and Assembly

Some assembly is required for the Lifetime Folding Picnic Table. Please follow all instructions carefully for proper assembly, usage, and storage to prevent injury or damage.

Unfolding the Table:

1. With two people, carefully lift the folded table from its storage position.
2. Position the table upright, allowing the legs and benches to begin unfolding.
3. Extend the legs and benches fully until they lock into place. Ensure all locking mechanisms are securely engaged.



Figure 2: Two individuals transporting the picnic table in its compact, folded configuration.



Figure 3: The table being unfolded, showing the benches and legs extending into position.



Figure 4: Detail of the secure locking mechanism for the table legs, ensuring stability when in use.

Video Guide: Setup and Features

Your browser does not support the video tag.

Video 1: Official product video demonstrating the folding and unfolding process, key features, and general use of the Lifetime Folding Picnic Table.

Operating Instructions

The Lifetime Folding Picnic Table is designed for straightforward use in various outdoor settings.

Seating and Stability:

Once fully assembled and locked, the table provides stable seating for up to 8 individuals. Ensure the table is placed on a flat, stable surface before use. The steel-reinforced frame contributes to its overall strength and durability.



Figure 5: The picnic table comfortably accommodating a family for an outdoor meal.



Figure 6: Illustration highlighting the steel-reinforced design for enhanced strength and stability.

Umbrella Use:

An integrated umbrella hole is provided in the center of the tabletop. To use, remove the cap and insert a standard patio umbrella. Always remove the umbrella in strong winds to prevent damage to the table or umbrella.

NEW AND IMPROVED

DESIGN FOR EASY FOLDING AND INCREASED STABILITY



STEEL REINFORCED



**SUPERIOR STRENGTH
AND DURABILITY**



FLAT-FOLDING DESIGN

Figure 7: The umbrella hole with its cap, and a view of the rough-cut texture on the tabletop.

Maintenance and Care

The Lifetime Folding Picnic Table is designed for low maintenance. The UV-protected, stain-resistant tabletop is easy to clean.

Cleaning Instructions:

- For general cleaning, wipe the tabletop and benches with a damp cloth and mild soap.
- Rinse thoroughly with water.
- While the rough-cut texture provides an aesthetic appeal, it may require more thorough cleaning to remove debris from the grooves. A soft brush can be used for stubborn dirt.
- Avoid using abrasive cleaners or harsh chemicals, as these can damage the surface.



Figure 8: A detailed view of the rough-cut texture, designed to mimic natural wood.

Troubleshooting

If you encounter issues with your Lifetime Folding Picnic Table, consider the following common solutions:

- **Table Wobbles:** Ensure all legs are fully extended and their locking mechanisms are securely engaged. Verify the table is placed on a level surface.
- **Difficulty Folding/Unfolding:** Check for any obstructions in the folding mechanism. Ensure the locking pins are fully disengaged before attempting to fold, and fully engaged when unfolding.
- **Missing Parts:** If any components were missing upon delivery, please contact customer support immediately.

For persistent issues or concerns not addressed here, please refer to the Customer Support section.

Specifications

Attribute	Value
Brand	Lifetime
Model Name	Lifetime Folding Picnic Table
Model Number	60366
Product Dimensions (D x W x H)	72"D x 57"W x 29"H
Folded Dimensions (W x L x H)	57" W x 72" L x 3.15" H
Tabletop Dimensions (W x L)	28.7" W x 72" L
Bench Height	18.7"
Item Weight	80 Pounds
Maximum Weight Recommendation (Bench)	1200 Pounds
Seating Capacity	8
Color	Grey
Top Material Type	Plastic
Frame Material Type	Alloy Steel
Indoor Outdoor Usage	Outdoor
Is Foldable	Yes
Is Stain Resistant	Yes
Umbrella Hole Diameter	1.99 in. (50.65 mm)
Tools Recommended For Assembly	Screw Driver
UPC	081483825601

Warranty Information

The Lifetime Folding Picnic Table comes with a**2-year limited warranty** from the manufacturer. Please retain your proof of purchase for warranty claims.







Customer Support

For further assistance, product inquiries, or to report missing parts, please contact Lifetime Customer Support. You can also visit the official Lifetime store for more product information and resources.

[Visit the Lifetime Store on Amazon](#)

Refer to your product packaging for direct customer support contact details.

Related Documents - 60366

	<p>Lifetime Children's Picnic Table Model 60239 Assembly and Care Instructions</p> <p>This document provides instructions for setting up, taking down, and caring for the Lifetime Children's Picnic Table Model 60239. It includes safety precautions and usage guidelines for indoor and outdoor residential use.</p>
	<p>Lifetime Product Care and Usage Guide</p> <p>Essential information on cleaning, maintenance, and proper use of Lifetime products. Learn how to care for your product and ensure its longevity.</p>
	<p>Lifetime Horizontal Storage Shed Assembly Instructions</p> <p>Step-by-step assembly manual for the Lifetime Horizontal Storage Shed (Model 60170). Includes parts identification, required tools, safety warnings, and support contact information.</p>
	<p>Lifetime Model 71281 Owner's Manual: Assembly, Operation, and Care</p> <p>This owner's manual provides essential information for the Lifetime Model 71281 basketball system, including detailed assembly steps, safety precautions, parts identification, operational guidance, and maintenance advice from Lifetime Products, Inc.</p>
	<p>Lifetime Model 71525 Owner's Manual and Assembly Guide</p> <p>This owner's manual provides comprehensive instructions for assembling, operating, and maintaining the Lifetime Model 71525 basketball system. Includes parts lists, safety warnings, and warranty information.</p>
	<p>Lifetime 60331 Utility Shed Assembly Instructions and Guide</p> <p>This document provides comprehensive assembly instructions for the Lifetime 60331 Utility Shed. It details required tools, parts, and step-by-step guidance for building a durable outdoor storage solution. Includes important safety warnings and customer support information.</p>

