

Manuals+

[Q & A](#) | [Deep Search](#) | [Upload](#)

manuals.plus /

› [VTech](#) /

› [VTech 1080p Smart WiFi Remote Access Video Baby Monitor RM2751 User Manual](#)

VTech RM2751

VTech 1080p Smart WiFi Remote Access Video Baby Monitor RM2751 User Manual

Model: RM2751

INTRODUCTION

This manual provides essential instructions for the safe and effective operation of your VTech RM2751 Smart WiFi Video Baby Monitor. This system allows you to monitor your baby using a dedicated parent unit with a 2.8-inch display or remotely via a smartphone or tablet application. Key features include high-definition video, two-way communication, night vision, and various soothing functions.



Image: The VTech RM2751 Smart WiFi Video Baby Monitor, showing the parent unit and the baby unit (camera).

PACKAGE CONTENTS

Ensure all items are present in your package:

- Baby Unit (Camera)
- Parent Unit (Monitor with 2.8-inch display)
- Power Adapters (for both Baby Unit and Parent Unit)
- User Manual (this document)



Image: Front view of the VTech RM2751 baby monitor, displaying the parent unit and camera.

SETUP

1. Powering the Baby Unit (Camera)

1. Connect the small plug of the power adapter to the baby unit.
2. Plug the large end of the power adapter into a wall outlet.
3. The baby unit will power on automatically.

2. Powering the Parent Unit

1. Connect the small plug of the power adapter to the parent unit.
2. Plug the large end of the power adapter into a wall outlet.
3. Press and hold the POWER button on the parent unit to turn it on.

3. Positioning the Baby Unit

- Place the baby unit at a distance from your baby that provides a clear view.
- Ensure the unit is out of reach of children.
- Avoid placing the unit near sources of interference (e.g., microwaves, Wi-Fi routers).



Image: Side view of the VTech RM2751 baby monitor, showing the camera and parent unit.

4. Remote Access via MyBabyPro App

- Download the free MyBabyPro app from your device's app store.
- Create a password-protected account within the app.
- Follow the in-app instructions to pair your baby unit with your smartphone or tablet.
- Wi-Fi can be enabled or disabled anytime in the Parent Unit settings.

Two-way, Talk-back Intercom



Comfort your infant from with the built-in intercom on the portable parent unit or from your smartphone using the MyVTech Baby Pro app.

Image: A man viewing his baby on the MyBabyPro app on his smartphone, demonstrating remote access.

OPERATING INSTRUCTIONS

Video Monitoring

- The baby unit provides 1080p high-definition video.
- View live video on the Super-slim 2.8-inch color LCD Parent Unit.
- Remote viewing is available on up to 8 smartphones/tablets via the MyBabyPro app.

2.8" Color LCD Screen



Clearly see every little move right from the 2.8 inch parent unit.

Image: The parent unit displaying a clear live video feed of a baby in a crib.

Two-Way Talk-Back Intercom

- Press and hold the Talk button on the parent unit to speak to your baby.
- You can also use the talk-back feature through the MyBabyPro app.

Digital Zoom

- The mobile app supports up to 10x digital zoom.
- The parent unit supports up to 2x digital zoom.
- Use the zoom controls on the parent unit or within the app to magnify the view.

Up to 10x Digital Zoom



Image: A visual comparison showing the clarity of 10x digital zoom on a mobile app versus 2x zoom on the parent unit.

Night Vision

- The baby unit features automatic infrared night vision for clear viewing in low light conditions.
- The monitor automatically switches to night vision mode when the room is dark.

1080p FHD Remote Access



The camera transmits 1080p high-definition video to your smartphone or tablet.

Image: The parent unit screen showing a clear black and white image of a baby sleeping in a crib, demonstrating automatic infrared night vision.

Adaptive Night Light & Soothing Sounds

- The baby unit includes a 7-color adaptive night light that automatically adjusts brightness.
- Five calming melodies and four soft ambient sounds (e.g., trickling stream, white noise) are available to help soothe your baby.
- These features can be controlled via the parent unit or the MyBabyPro app.




Image: The VTech baby monitor camera with its adaptive color night light feature illuminated.

WeeSleep Sound & Light Profile

- Enhance your baby's sleep environment with the WeeSleep sound & light profile, recommended by experts.
- Access and activate this profile through the monitor settings or the MyBabyPro app.

Long Range Connectivity

- The monitor offers a range of up to 1000 feet for local monitoring with the parent unit.
- Remote access via Wi-Fi extends monitoring capabilities beyond this range.

Long Range



Image: A diagram showing the VTech baby monitor's long range capability, covering up to 1000 feet within a home environment.

MAINTENANCE

- Clean the units with a soft, dry cloth.
- Do NOT place units under running water or use spray/liquid cleaners.
- Avoid direct sunlight exposure to prevent damage.

TROUBLESHOOTING

If you experience issues with your VTech RM2751 monitor, consider the following common solutions:

- **No Link/Connection Issues:** Ensure both the baby unit and parent unit are powered on and within range. If using Wi-Fi, verify your network connection and ensure the MyBabyPro app is updated. Try restarting both units.
- **No Picture/Sound:** Check power connections for both units. Ensure the parent unit's screen is not in sleep mode. Adjust volume settings.
- **Poor Video Quality:** Ensure the camera lens is clean. Check for obstructions between the baby unit and parent unit. Verify strong Wi-Fi signal for remote access.
- **Interference:** Move the monitor units away from other electronic devices that may cause interference.

SPECIFICATIONS

Feature	Detail
Product Dimensions	6.5 x 16 x 22 cm
Item Weight	500 g
Batteries	1 Product Specific battery required (included)
Material Composition	Plastic
Additional Product Features	1080p Camera, Dual Mode 2.4GHz FHSS and WiFi (optional), Free App
Compatible Products	Smartphone, Tablet
Communication Technology	Wi-Fi
Power Source Type	Corded Electric
Alert Type	Audio and Motion

OFFICIAL PRODUCT VIDEOS

Watch these official videos for additional guidance and demonstrations:

VTimes Baby Monitor, 5" Screen

Your browser does not support the video tag.

Video: This video provides an overview of the VTimes Baby Monitor, highlighting its 5-inch screen and various features. While not the exact model, it demonstrates similar functionalities of a video baby monitor.

Nettey's B2 Kit Baby Monitor Unboxing

Your browser does not support the video tag.


Video: An unboxing video for the Nettey's B2 Kit Baby Monitor, showcasing the components and initial setup. This video provides a general idea of what to expect when unboxing a baby monitor system.






WARRANTY AND SUPPORT

For warranty information and customer support, please refer to the official VTech website or contact their customer service directly.

- **Manufacturer:** VTech
- **Online Support:** Visit the [VTech Store on Amazon](#) for product information and resources.

Related Documents - RM2751

	<p>VTech RM2751 Smart Wi-Fi 1080p Video Monitor: Quick Start Guide & Safety Information</p> <p>A comprehensive guide to setting up and using the VTech RM2751 Smart Wi-Fi 1080p Video Monitor. Learn about its features, connectivity options (Direct and Router modes), mobile app integration, basic operations, safety instructions, product care, and warranty information.</p>
---	---

	<p><u>VTech VM901HD HD Video Monitor: Setup, Features, and Safety Guide</u></p> <p>Get started with your VTech VM901HD/VM901-2HD Wi-Fi 1080p Pan & Tilt Video Monitor. This guide covers setup, safety instructions, system modes, privacy, device overviews, operation, mobile app integration, and warranty information for keeping connected with your baby.</p>
	<p><u>VTech RM7766HD Smart Wi-Fi Baby Monitor: Quick Start Guide</u></p> <p>Get started with your VTech RM7766HD 7" Smart Wi-Fi 1080p Pan & Tilt Baby Monitor. This guide covers setup, features, safety, and mobile app connection for optimal monitoring.</p>
	<p><u>VTech RM5752 Wi-Fi 1080p Video Monitor Quick Start Guide</u></p> <p>Quick start guide for the VTech RM5752 Wi-Fi 1080p Video Monitor, covering Wi-Fi setup, camera pairing, basic operations, and remote monitoring via the MyVTech Baby 1080p app.</p>
	<p><u>VTech VM4263 3.5" Video Baby Monitor with Night Light Quick Start Guide</u></p> <p>Quick start guide for the VTech VM4263 3.5-inch Video Baby Monitor with Night Light, covering setup, operation, features, safety instructions, and troubleshooting.</p>
	<p><u>VTech VM901-1W Wi-Fi 1080p Pan & Tilt Video Monitor Quick Start Guide</u></p> <p>Quick start guide for the VTech VM901-1W Wi-Fi 1080p Pan & Tilt Video Monitor. Learn how to set up, connect, and use the baby monitor system, including mobile app access and safety instructions.</p>