

Xiaomi MJDD01YL

Xiaomi Smart Lightstrip User Manual

Model: MJDD01YL

Brand: Xiaomi

INTRODUCTION

The Xiaomi Smart Lightstrip is a versatile LED lighting solution designed to enhance your living space with dynamic and customizable ambient lighting. This lightstrip offers advanced features including music synchronization, a variety of dynamic lighting effects, voice control compatibility with popular smart assistants, and extensive customization options through the Xiaomi Home App. Its flexible design and protective coating ensure durability and ease of installation, making it suitable for various indoor applications.

- **Upgraded Music Sync Mode:** The lightstrip includes an audio pickup that lets the light dance to the music with you. Capture the beat and illuminate the rhythm of the music at parties. Light up the party with an assortment of exhilarating lighting effects.
- **Dynamic Lighting Effects:** Unlike RGB, the LED strip lights present stunning segmented colors on a line. The smart LED strip lights create a colorful lighting feast for Christmas decorations.
- **Voice Control LED Lights:** Compatible with Alexa and Google Assistant, this Xiaomi LED strip lights allow you to power on/off, change brightness and color without lifting a finger.
- **Smart APP LED Strips:** Explore a variety of options, customizations, and community features in Xiaomi Home App. Find updated effects and color tools, share and save user-created DIY effects, and try our AI-created themes from photo uploads.
- **Protective Coating:** Xiaomi LED strip lights are covered with protective coating, which is highly durable and flexible. It can protect the smart LED strip lights from moisture and dust, and display colorful lighting effects.

WHAT'S IN THE BOX

Verify that all components are present before proceeding with installation.

- Lightstrip
- Buckle box
- Power adapter
- Controller
- User manual



Image: Overview of the Xiaomi Smart Lightstrip and its included accessories.



Image: Detailed view of the lightstrip and its integrated controller.

SETUP

1. **Unpack Components:** Carefully remove all items from the packaging.
2. **Connect Power Adapter:** Connect the lightstrip controller to the power adapter. Ensure a secure connection.
3. **Choose Placement:** Select a clean, dry surface for installation. The lightstrip features adhesive backing for direct application. For repositionable installation, consider using clips (not included unless

specified in your package).

4. **Apply Lightstrip:** Peel off the adhesive backing and firmly press the lightstrip onto the desired surface. Ensure the strip is evenly applied for optimal adhesion.
5. **Power On:** Plug the power adapter into a suitable electrical outlet. The lightstrip should illuminate.
6. **Download Xiaomi Home App:** Download the official Xiaomi Home app from your device's app store (available for iOS and Android).
7. **Pair Device:** Open the Xiaomi Home app, sign in or create an account, and follow the on-screen instructions to add your Xiaomi Smart Lightstrip. Ensure your device is connected to a 2.4GHz Wi-Fi network during pairing.
8. **Firmware Update:** If prompted, update the lightstrip's firmware through the app to ensure optimal performance and access to the latest features.

Decorate your space with ease

The Xiaomi Smart Lightstrip is extensible, extending up to 10m.
It is also flexible and can be easily stored.



Image: The lightstrip can be easily installed to decorate various spaces, such as along a staircase.

Your browser does not support the video tag.

Video: This video demonstrates the unboxing, connection, and initial setup of the Xiaomi Smart Lightstrip, including its application in a desk setup.

App Control (Xiaomi Home App)

The Xiaomi Home App provides comprehensive control over your lightstrip:

- **Power On/Off:** Toggle the lightstrip on or off.
- **Brightness Adjustment:** Adjust the light intensity from 1% to 100%.
- **Color Adjustment:** Select from 16 million colors or choose specific color gradients.
- **Dynamic Lighting Effects:** Choose from various preset modes like Rainbow, Aurora, Waves, Spectrum, Bonfire, Meteor, Cycle, and Building Blocks.
- **Music Sync Mode:** Activate the music sync feature to make the lights pulse and change with the rhythm of your music. The lightstrip has an integrated audio pickup for this function.
- **Custom Mode:** Create and save your own custom lighting effects and color sequences.

Innovative music recognition algorithm

Customize the colour, sensitivity, and dynamic effects of the music sync as you wish.
A variety of stunning lighting effects to capture the beat of the music and level up your celebrations.



Ray



Ribbon



Twinkle



Gathering



Rhythms

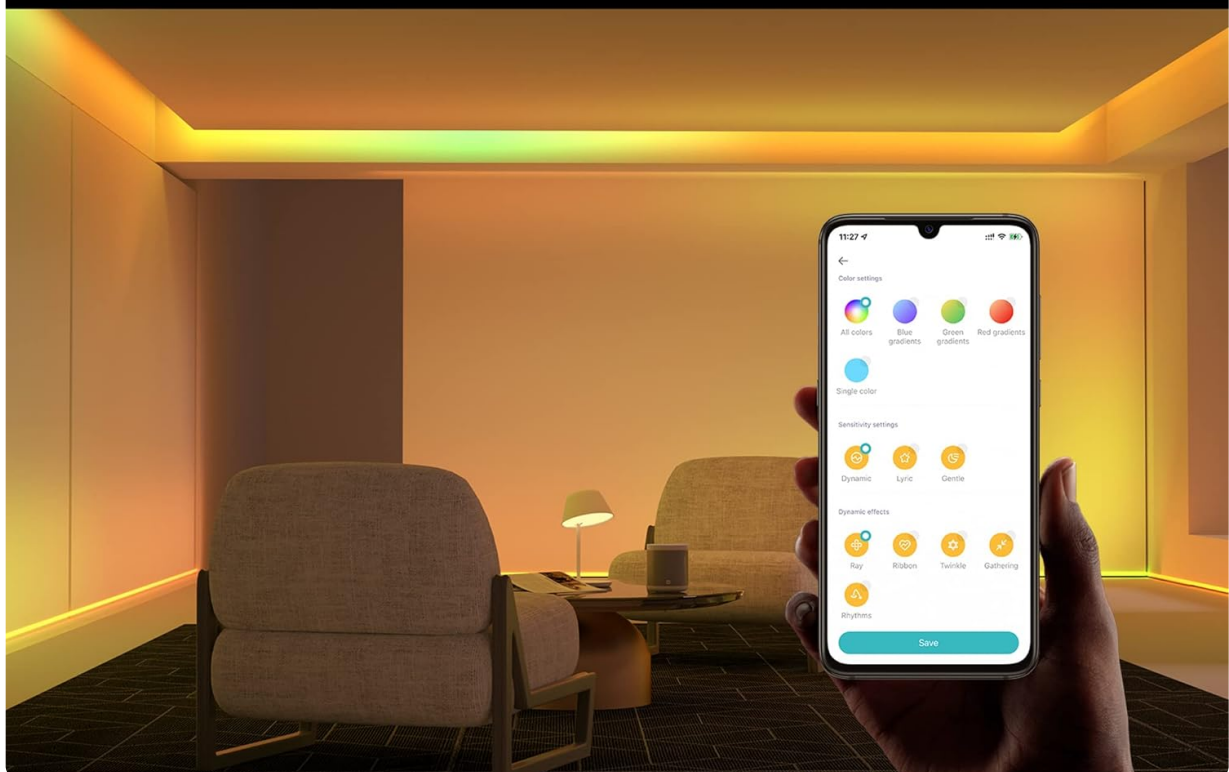


Image: The Xiaomi Home app allows for detailed customization of colors and dynamic effects.

Light that pulses in sync with music

The lightstrip includes an audio pickup that lets the light dance to the music with you. Capture the beat and illuminate the rhythm of the music at parties. IlluminLight up the party with an assortment of exhilarating lighting effects.



Image: The lightstrip pulses in sync with music, creating an immersive audio-visual experience.

A variety of dynamic lighting effects

The lightstrip comes with 8 pre-set dynamic lighting modes:
Rainbow, Aurora, Waves, Spectrum, Bonfire, Meteor, etc, adding colour to your home.



Rainbow



Aurora



Waves



Spectrum



Bonfire



Meteor



Cycle



Building blocks



Image: Explore a variety of dynamic lighting effects to suit different moods and occasions.

Customize your own ambient lighting

The customisation mode allows you to freely set the colour for each segment of the lightstrip and choose the dynamic lighting effects you like.



Pulsing



Static



Waves



Bouncing



Loop



Meteor



Cycle



Building blocks



Image: Customize your own ambient lighting to match your personal style or activity.

Voice Control & Smart-Linking

The Xiaomi Smart Lightstrip is compatible with major smart home platforms:

- **Alexa:** Use voice commands like "Alexa, turn on the lightstrip" or "Alexa, set lightstrip to blue."
- **Google Assistant:** Control with commands such as "Hey Google, dim the lightstrip" or "Hey Google, change lightstrip to red."
- **Apple HomeKit:** Integrate with your Apple Home ecosystem for control via Siri or the Home app.

Smart-linking allows seamless interaction with other Xiaomi smart home devices, enhancing your automated home experience.

Smart linking to make your life even easier

The Xiaomi Smart Lightstrip can work with the Xiaomi Home app, Apple HomeKit, Amazon Alexa, and Google Assistant, and smart interaction with other Xiaomi smart home devices. Hands free with the Siri, Alexa, and Google Assistant. It can help you change the color of your lights, turn them on and off, and more.



Xiaomi Home



Apple Home



Amazon Alexa



Google Home



Image: Smart linking capabilities make controlling your lighting and other smart devices easier.

Your browser does not support the video tag.

Video: This video highlights the voice control features with Alexa and Google Assistant, and various dynamic lighting effects.

MAINTENANCE

To ensure the longevity and optimal performance of your Xiaomi Smart Lightstrip, follow these simple maintenance guidelines:

- **Cleaning:** Gently wipe the lightstrip with a soft, dry cloth to remove dust. For stubborn dirt, a slightly damp cloth can be used, but ensure the lightstrip is unplugged and completely dry before reconnecting power.
- **Protective Coating:** The lightstrip is covered with a protective coating designed to resist moisture and dust. Avoid using harsh chemicals or abrasive materials that could damage this coating.
- **Storage:** If storing the lightstrip for an extended period, coil it loosely and keep it in a cool, dry place away from direct sunlight.
- **Avoid Bending Sharply:** While flexible, avoid sharp bends or creases that could damage the internal wiring or LED components.

TROUBLESHOOTING

- **Lightstrip Not Turning On:**
 - Ensure the power adapter is securely connected to both the lightstrip controller and the electrical outlet.
 - Verify the electrical outlet is functioning correctly by plugging in another device.
 - Check if the lightstrip is properly paired with the Xiaomi Home app and is not set to an "off" state.
- **Connectivity Issues (Wi-Fi):**
 - Ensure your Wi-Fi network is 2.4GHz. The lightstrip does not support 5GHz networks.
 - Move the lightstrip closer to your Wi-Fi router to improve signal strength.
 - Restart your Wi-Fi router and then attempt to re-pair the device through the Xiaomi Home app.
- **Inaccurate Colors or Dimness:**
 - Check the color and brightness settings within the Xiaomi Home app.
 - Ensure the lightstrip is not exposed to direct sunlight or strong ambient light that could affect perceived color.
- **Peeping Noise from Power Cord:**
 - Some users have reported a faint peeping noise from the power cord. This is generally not a functional issue but can be noticeable in quiet environments. Ensure the power adapter is not obstructed or overheating.
 - If the noise is excessive or concerning, contact customer support.
- **Voice Control Not Responding:**
 - Verify that your smart assistant (Alexa, Google Assistant) is properly linked to your Xiaomi Home account.
 - Ensure your smart assistant device is online and within range.
 - Check the device name in your smart assistant app; ensure it matches the name used in voice commands.

SPECIFICATIONS

Feature	Detail
Model Number	MJDD01YL
Brand	Xiaomi
Color	Multicolor (RGB)
Indoor/Outdoor Usage	Indoor
Light Source Type	LED
Power Source	Corded Electric

Feature	Detail
Wattage	5.1 watts
Voltage	24 Volts
Number of Light Sources	150
Connectivity Technology	Wi-Fi (IEEE 802.11b/g/n 2.4GHz), Bluetooth 4.2 Bluetooth Low Energy
Control Method	Voice, App (Xiaomi Home app)
Compatibility	Alexa, Google Assistant, Apple HomeKit
Material	Metal
Item Weight	15.5 ounces
Package Dimensions	7.76 x 5.08 x 2.44 inches
Country of Origin	China
UPC	190997005246

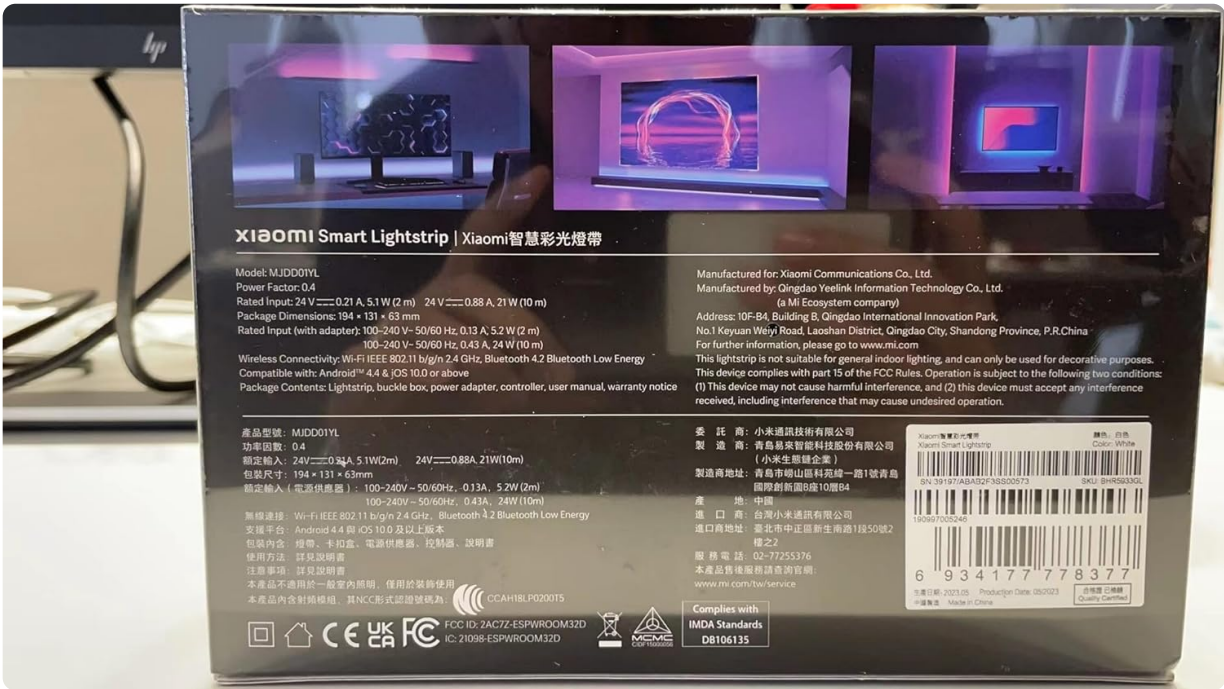








Image: Product specifications as listed on the packaging.

WARRANTY AND SUPPORT

For warranty information, technical support, or service inquiries, please refer to the official Xiaomi website or contact their customer service directly. Keep your purchase receipt as proof of purchase for warranty claims.

Official Xiaomi Website: www.mi.com

Related Documents - MJDD01YL

<div><div>XIAOMI Smart LightstripUživatelská příručka</div><div></div></div>	<p>Xiaomi Smart Lightstrip Uživatelská příručka</p> <p>Kompletní uživatelská příručka pro Xiaomi Smart Lightstrip (MJDD01YL), včetně přehledu produktu, instalace, návodu k použití, připojení k chytrým asistentům (Apple HomeKit, Google Assistant, Amazon Alexa), specifikací a bezpečnostních opatření.</p>
<div><div></div></div>	<p>Xiaomi Smart Lightstrip MJDD01YL User Manual - Installation, Usage, and Smart Control</p> <p>Comprehensive user manual for the Xiaomi Smart Lightstrip (Model MJDD01YL). Learn about product overview, installation steps, button functions, connecting to Mi Home/Xiaomi Home app, Apple HomeKit, Google Assistant, Amazon Alexa, specifications, and safety precautions.</p>
<div><div>XIAOMI Smart Lightstrip User Manual</div><div></div></div>	<p>Xiaomi Smart Lightstrip MJDD01YL: User Manual, Setup, and Specifications</p> <p>Comprehensive user manual for the Xiaomi Smart Lightstrip (Model MJDD01YL), covering product overview, installation guide, usage instructions, app connectivity with Mi Home, Apple HomeKit, Google Assistant, and Amazon Alexa, technical specifications, and important safety precautions.</p>
<div><div>XIAOMI Smart LightstripUživatelská příručka</div><div></div></div>	<p>Xiaomi Smart Lightstrip User Manual</p> <p>Comprehensive user manual for the Xiaomi Smart Lightstrip (Model MJDD01YL), covering product overview, installation, usage, app integration with Mi Home, Apple HomeKit, Google Assistant, Amazon Alexa, factory reset, specifications, safety precautions, and compliance information.</p>
<div><div>XIAOMI Smart Lightstrip User Manual</div><div></div></div>	<p>Xiaomi Smart Lightstrip User Manual</p> <p>Discover the Xiaomi Smart Lightstrip. This user manual provides essential information on setup, operation, smart home integration with Mi Home, Apple HomeKit, Google Assistant, and Amazon Alexa, technical specifications, and important safety guidelines for your smart lighting experience.</p>
<div><div></div></div>	<p>Xiaomi Yeelight Lightstrip Plus - Návod k použití a specifikace</p> <p>Kompletní návod k instalaci, ovládání a integraci chytrého LED pásku Xiaomi Yeelight Lightstrip Plus s aplikací Mi Home, Google Assistant a Amazon Alexa.</p>

