

sajawass BX35

sajawass BX35 Wireless Earbuds User Manual

Model: BX35 | Brand: sajawass

1. INTRODUCTION

Thank you for choosing the sajawass BX35 Wireless Earbuds. These Bluetooth 5.3 headphones are designed to provide an immersive audio experience with crystal clear highs and powerful bass, thanks to their 13mm vibrating diaphragm and HD rendering technology. Featuring a CVC8.0 noise-cancelling microphone, IPX7 waterproof rating, and a long-lasting battery, the BX35 earbuds are perfect for music, calls, and active lifestyles. This manual will guide you through the setup, operation, and maintenance of your new earbuds.

2. WHAT'S IN THE BOX

- Wireless Charging Case
- Type-C Cable
- Ear Cushions
- S/M/L three pairs of ear caps

3. PRODUCT OVERVIEW

The sajawass BX35 earbuds feature a compact design with an intuitive LED digital display on the charging case for battery status. The earbuds are ergonomically designed for a comfortable and secure fit.

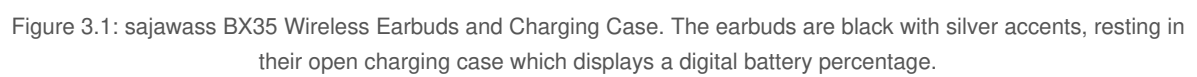


Figure 3.1: sajawass BX35 Wireless Earbuds and Charging Case. The earbuds are black with silver accents, resting in their open charging case which displays a digital battery percentage.

LED Power Display

400mAh battery capacity of the charging case enables earbuds to keep up with your hythm all day long



Figure 3.2: LED Power Display. The charging case features a digital display showing the battery percentage of the case and individual charge levels for the left and right earbuds.



Figure 3.3: Lossless Sound Quality. An internal diagram of the earbud highlighting its components responsible for immersive sound experience.




Figure 3.4: Advanced V5.3 Chip. Illustration of the Bluetooth 5.3 chip, emphasizing faster speed, more stable connection, and a 10-meter range.

4. SETUP AND PAIRING

The BX35 earbuds utilize advanced Bluetooth 5.3 technology for a fast and stable connection. They support Bluetooth devices across iOS, Android, and Windows operating systems.

One-Step Auto Pairing:

1. Open the charging case and pick up the earbuds. They will automatically enter pairing mode.
2. On your Bluetooth-enabled device (smartphone, tablet, laptop), go to the Bluetooth settings.
3. Select "BX35" from the list of available devices to complete the pairing.
4. Once paired, the earbuds will automatically connect to your device the next time you use them, provided Bluetooth is enabled on your device.

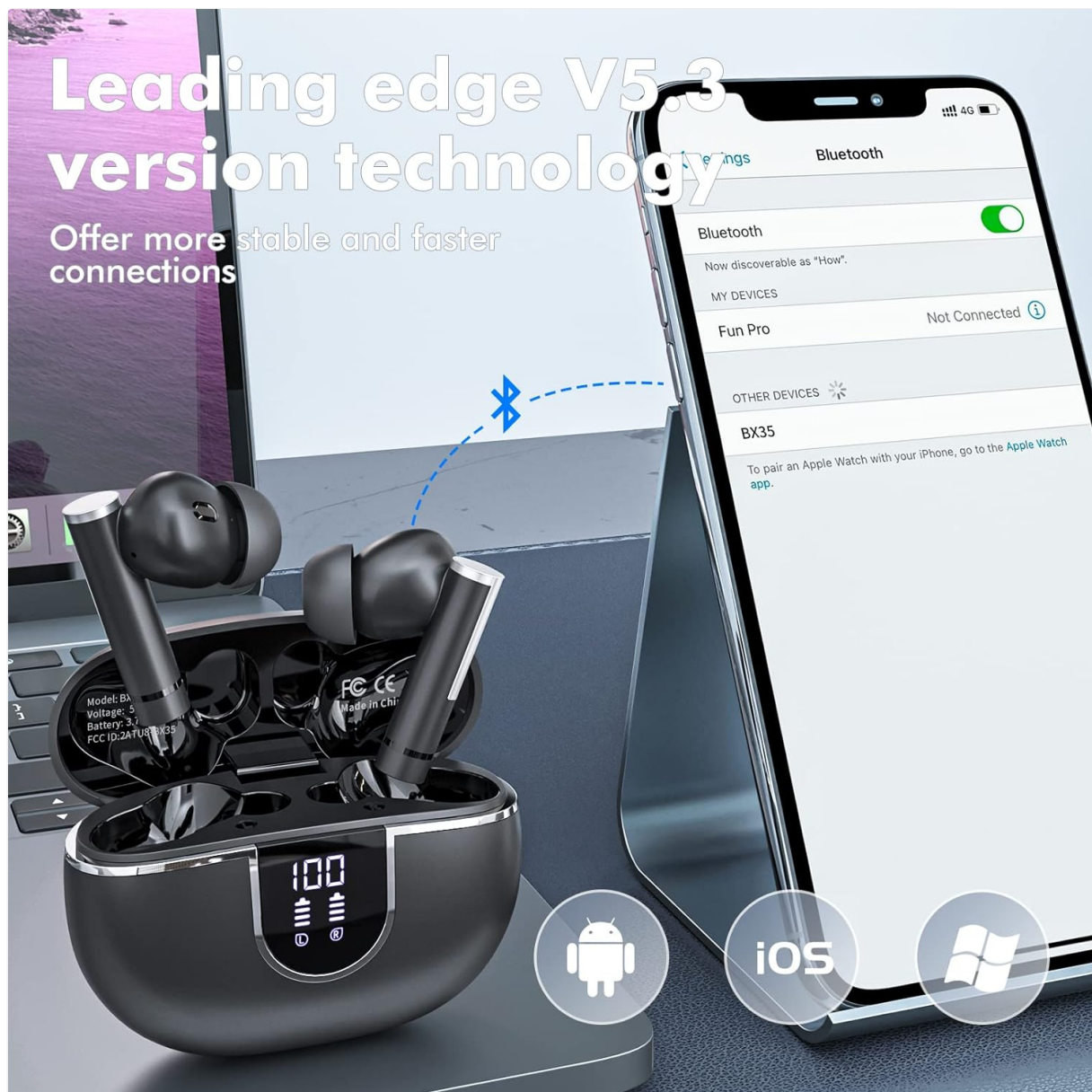


Figure 4.1: Bluetooth 5.3 Connectivity. An image showing the earbuds in their case connected wirelessly to a laptop and smartphone, illustrating compatibility with Android, iOS, and Windows devices.

5. OPERATING INSTRUCTIONS

The BX35 earbuds feature smart touch controls for easy management of your audio and calls.

Touch Controls:

Function	Action
Play/Pause	Double Tap R/L earbud
Next Track	Long Tap R earbud
Previous Track	Long Tap L earbud
Answer Call	Double Tap R/L earbud
Hang Up Call	Double Tap R/L earbud
Voice Assistant (Siri)	Quick Triple Tap R/L earbud

Function	Action
Volume Up	One Tap R earbud
Volume Down	One Tap L earbud
Power On/Off	Long Tap R/L earbud



Figure 5.1: Smart Touch Control. Visual representation of the touch-sensitive areas on the earbuds and their corresponding functions like Play/Pause, Voice Assistant, and track navigation.

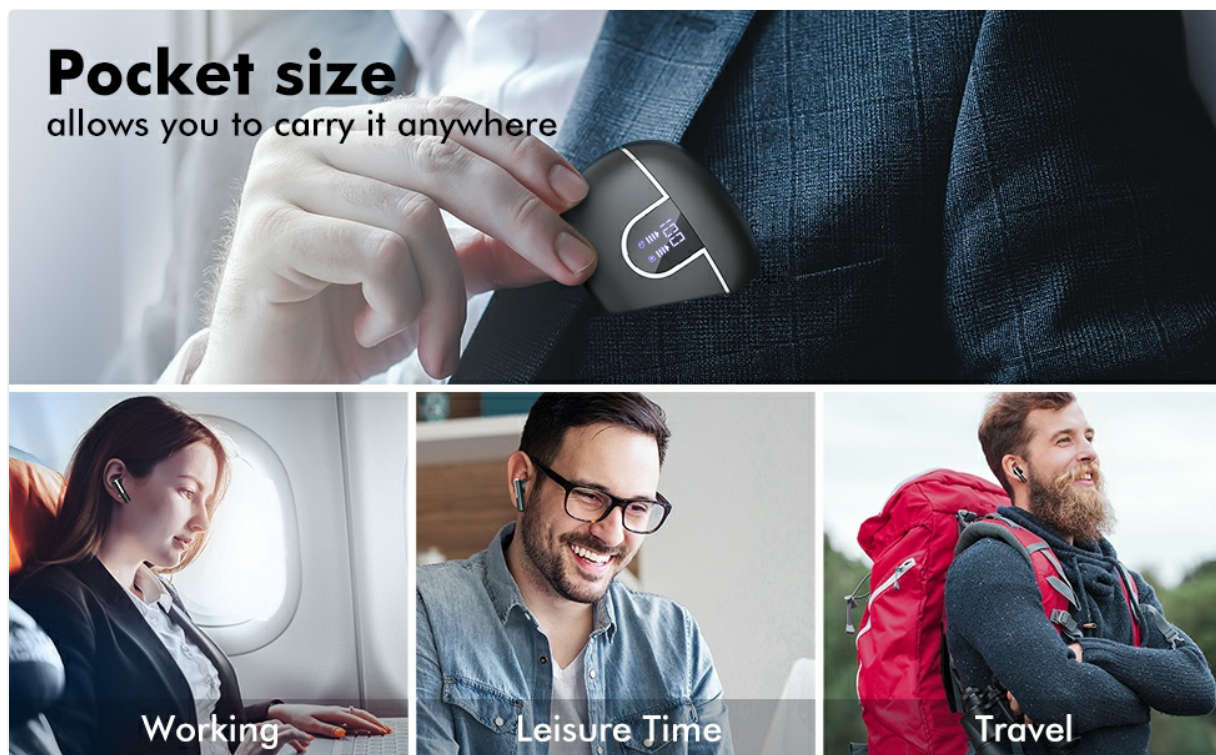


Figure 5.2: Detailed Smart Touch Control Gestures. An expanded view of the touch controls, showing specific tap and long-press actions for various functions.

Calling:

The built-in CVC8.0 noise-cancelling microphone ensures clear call quality, even in noisy environments.

6. CHARGING AND BATTERY LIFE

The BX35 wireless earbuds offer extended playback time with their charging case.

- Up to 5-7 hours of playback time on a single charge.
- An additional 50 hours of playback time with the fully charged charging case.
- The charging case features an LED digital display to show the remaining battery percentage of the case and the individual earbuds.

Charging the Case:

Connect the provided Type-C cable to the charging port on the case and a suitable USB power source. The LED display will indicate charging progress.

Charging the Earbuds:

Place the earbuds back into the charging case. They will automatically begin charging. The LED display will show their charging status.



Figure 6.1: Dual Digital Power Display. This image illustrates the charging case's display, showing the case's battery percentage and the charge levels of the individual earbuds, along with total playback hours.

7. MAINTENANCE AND CARE

To ensure the longevity and optimal performance of your earbuds, follow these care instructions:

- **IPX7 Waterproof Rating:** The earbuds are designed with an advanced IPX7 waterproof rating, providing resistance against water splashes and sweat. This makes them suitable for use in various weather conditions and during workouts.
- **Important Note:** The earbuds are *not* supported for use while swimming. Avoid submerging them in water.
- **Cleaning:** Regularly clean the earbuds and charging case with a soft, dry cloth. Avoid using abrasive materials or harsh chemicals.
- **Storage:** When not in use, store the earbuds in their charging case to protect them and keep them charged.
- **Temperature:** Avoid exposing the earbuds to extreme temperatures (hot or cold) or direct sunlight for prolonged periods.

8. TROUBLESHOOTING

If you encounter any issues with your sajawass BX35 earbuds, please try the following common troubleshooting steps:

- **No Sound/Connection Issues:** Ensure both earbuds are charged. Turn off and on your device's Bluetooth, then try re-pairing.
- **Earbuds Not Charging:** Check if the charging cable is securely connected and the charging case has power. Ensure the earbuds are correctly seated in the case.
- **One Earbud Not Working:** Try placing both earbuds back in the case, closing the lid, and then taking them out again to reset the connection.
- **Poor Sound Quality:** Ensure the earbuds are clean and free of debris. Try adjusting the volume on both your device and the earbuds.

If the problem persists after trying these steps, please refer to the Warranty & Support section for further

assistance.

9. SPECIFICATIONS

Feature	Detail
Model Name	BX35
Connectivity Technology	Wireless
Wireless Communication Technology	Bluetooth
Bluetooth Version	5.3
Bluetooth Range	10 Meters
Battery Life (Single Charge)	7 Hours
Total Playtime with Charging Case	50 Hours
Noise Control	Active Noise Cancellation (CVC8.0 Mic)
Waterproof Rating	IPX7
Compatible Devices	Cellphones (iOS/Android/Windows)
Item Weight	3.2 ounces
Manufacturer	Sajawass


10. WARRANTY AND SUPPORT

sajawass is committed to customer satisfaction. Your purchase of the BX35 Wireless Earbuds includes:

- **30 Days No-Hassle Money Back Guarantee:** If you are not completely satisfied, you can return the product within 30 days for a full refund.
- **12-Month Warranty:** The product is covered by a 12-month warranty against manufacturing defects.

For any questions, concerns, or technical assistance, please do not hesitate to contact our 24-hour online customer care service. Refer to the product packaging or the retailer's website for specific contact details.

Related Documents - BX35



[SUPCO HVAC/R Components Catalog and Part Index](#)

Comprehensive catalog from SUPCO featuring a wide range of HVAC/R components including hard starts, relays, capacitors, contactors, surge protectors, timers, motors, fan blades, pressure switches, driers, cap tubing, belts, heaters, transformers, sequencers, thermostats, furnace igniters, and wall thermostats. Includes detailed product information, specifications, and cross-references.

