

- › [KAIDI](#) /
- › [KAIDI KD-770 TWS Wireless Earbuds User Manual](#)

## KAIDI KD-770

# KAIDI KD-770 TWS Wireless Earbuds User Manual

Model: KD-770 | Brand: KAIDI

## 1. INTRODUCTION

The KAIDI KD-770 True Wireless Stereo (TWS) Earbuds provide a seamless audio experience through Bluetooth connectivity. Designed for convenience and portability, these earbuds are compatible with a wide range of devices, including smartphones, tablets, and notebooks. Their wireless design ensures ease of use for various activities.

This manual provides essential information for the proper setup, operation, and maintenance of your KD-770 earbuds.



Image 1.1: KAIDI KD-770 TWS Wireless Earbuds in their charging case. The earbuds are white, with a sleek design, and are nestled securely within the compact white charging case, which features a small LED indicator light.

## 2. PACKAGE CONTENTS

Please verify that all items are present in the package:

- KAIDI KD-770 TWS Wireless Earbuds (Left and Right)
- Charging Case
- USB Charging Cable (Type-C)
- User Manual



Image 2.1: Front view of the KAIDI KD-770 TWS Wireless Earbuds product box. The box is predominantly orange and white, displaying an image of the white earbuds and charging case, along with the model number KD-770 and 'True Wireless (TWS)' branding.

## 3. SETUP

### 3.1 Initial Charging

Before first use, fully charge the earbuds and the charging case. Connect the provided USB Type-C cable to the charging port on the case and to a compatible USB power source. The indicator light on the charging case will show the charging status. Ensure the earbuds are placed inside the case during charging.

### 3.2 Powering On/Off

- **Power On:** Open the charging case, and the earbuds will automatically power on. Alternatively, press and hold the touch control area on both earbuds for a few seconds.
- **Power Off:** Place the earbuds back into the charging case and close the lid. They will automatically power off. Alternatively, press and hold the touch control area on both earbuds for a few seconds until they power off.

### 3.3 Bluetooth Pairing

1. Ensure the earbuds are charged and powered on.
2. Open the charging case. The earbuds will enter pairing mode, indicated by a flashing LED light (refer to

the product for specific light patterns).

3. On your device (smartphone, tablet, notebook), enable Bluetooth.
4. Search for available Bluetooth devices and select "KD-770" from the list.
5. Once connected, the LED indicator on the earbuds will change (e.g., stop flashing or turn solid blue), and you will hear an audible confirmation.
6. The earbuds will automatically reconnect to the last paired device when powered on and within range.



Image 3.1: A close-up view of the KAIDI KD-770 TWS Wireless Earbuds resting in their open charging case. The white earbuds feature silver accents at the base, and a green LED light is visible on the charging case, indicating power or charging status.

## 4. OPERATING INSTRUCTIONS

The KD-770 earbuds feature touch controls for various functions:

### 4.1 Music Playback

- **Play/Pause:** Single tap on either earbud.
- **Next Track:** Double tap on the right earbud.
- **Previous Track:** Double tap on the left earbud.

### 4.2 Call Management

- **Answer/End Call:** Single tap on either earbud.
- **Reject Call:** Press and hold on either earbud for 2 seconds.

### 4.3 Voice Assistant

- **Activate Voice Assistant:** Triple tap on either earbud (functionality depends on your connected device).

### 4.4 Adaptive Noise Cancellation

The KD-770 earbuds feature adaptive noise cancellation. Specific controls for activating or deactivating this feature via touch may vary. Refer to the product's quick start guide or experiment with longer presses on the

touch control area if not explicitly detailed.

## 5. MAINTENANCE

### 5.1 Cleaning

- Use a soft, dry, lint-free cloth to clean the earbuds and charging case.
- Do not use abrasive cleaners, solvents, or aerosol sprays.
- Gently remove any earwax or debris from the earbud tips and speaker mesh using a small, soft brush or cotton swab.

### 5.2 Storage

When not in use, always store the earbuds in their charging case to protect them from dust, damage, and to keep them charged.

### 5.3 Battery Care

- Avoid exposing the earbuds and charging case to extreme temperatures (hot or cold).
- Do not leave the battery completely discharged for extended periods. Charge regularly to maintain battery health.
- Use only the provided charging cable or a certified USB Type-C cable.

## 6. TROUBLESHOOTING

If you encounter issues with your KD-770 earbuds, refer to the following common solutions:

### 6.1 Earbuds Not Pairing

- Ensure both earbuds are charged and powered on.
- Turn off Bluetooth on your device and turn it back on.
- Forget/delete "KD-770" from your device's Bluetooth list and attempt to pair again.
- Place both earbuds back into the charging case, close the lid, wait a few seconds, then open the lid to re-initiate pairing mode.

### 6.2 No Sound or Intermittent Sound

- Check the volume level on both your device and the earbuds.
- Ensure the earbuds are properly connected to your device.
- Move closer to your device to avoid interference or being out of Bluetooth range.
- Try playing audio from a different application or source.

### 6.3 Charging Issues

- Verify that the charging cable is securely connected to both the case and the power source.
- Ensure the charging port on the case is clean and free of debris.
- Try using a different USB power adapter or port.
- Confirm the earbuds are correctly seated in the charging case.

## 7. SPECIFICATIONS



Image 7.1: Back view of the KAIDI KD-770 TWS Wireless Earbuds product box. The box displays detailed specifications and features of the earbuds in text, along with a barcode and regulatory marks.

Feature	Detail
Model Name	KD-770
Brand	KAIDI
Connectivity Technology	Wireless (Bluetooth)
Wireless Communication	Bluetooth
Ear Placement	In-Ear
Headphone Form Factor	In-Ear
Noise Control	Adaptive Noise Cancellation
Control Method	Touch
Compatible Devices	Mobile Phones, Tablets, Notebooks
Specific Uses	Sport, Gaming, Music, Walking, Phone Calls
Special Features	Sweatproof
Included Components	Earbuds, Charging Case, USB Type-C Cable
Power Source	Battery Powered
Charging Port	USB Type-C
Impedance	50 Ohms

Feature	Detail
Product Weight	60 Grams
Color	White
Certification	ANATEL: 18583-21-14467

## 8. WARRANTY AND SUPPORT

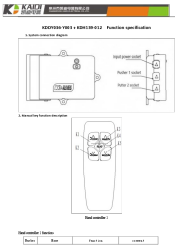
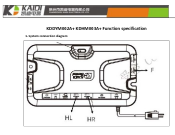
### 8.1 Manufacturer's Warranty


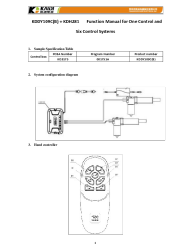
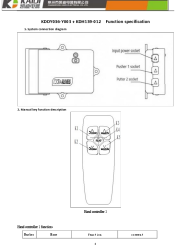
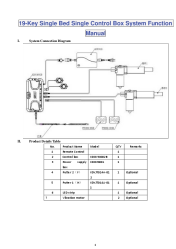
The KAIDI KD-770 TWS Wireless Earbuds come with a **3-month manufacturer's warranty** from the date of purchase. This warranty covers manufacturing defects and malfunctions under normal use. It does not cover damage caused by misuse, accidents, unauthorized modifications, or normal wear and tear.

### 8.2 Customer Support

For warranty claims, technical assistance, or any product-related inquiries, please contact your retailer or the KAIDI customer support channel through which you purchased the product. Please retain your proof of purchase for warranty validation.

### Related Documents - KD-770

	<p><a href="#">KDDY036-Y003 + KDH139-012 Function Specification</a></p> <p>Function specification and operating instructions for the KDDY036-Y003 + KDH139-012 control box system, detailing connection diagrams, manual key functions, pairing methods, and important safety considerations.</p>
	<p><a href="#">KAIDI KDDYM002A+ KDHM003A+ Function Specification</a></p> <p>This document details the function specification for KAIDI KDDYM002A+ and KDHM003A+ control systems, including system connection diagrams, hand controller functions, pairing and unpairing methods, and important operational notes.</p>

	<p><a href="#">KDDYM002B + KDH144 Functional Manual: Electric Bed Control System</a></p> <p>This functional manual provides detailed instructions for the KAIDI KDDYM002B and KDH144 control systems, covering specifications, system configuration, hand controller functions, pairing, clearing, factory resets, and precautions for electric bed applications.</p>
	<p><a href="#">KDDY109C(B) + KDH281 Function Manual for One Control and Six Control Systems</a></p> <p>This manual provides detailed instructions for the KDDY109C(B) control box and KDH281 hand controller, covering system configuration, hand controller functions, pairing, factory resets, and precautions for use with electric beds.</p>
	<p><a href="#">KAIDI KDDY036-Y003 + KDH139-012 Function Specification and User Manual</a></p> <p>User manual and function specification for the KAIDI KDDY036-Y003 and KDH139-012 control system by Changzhou Kaidi Electrical Co., Ltd. Details system connection, hand controller functions, pairing methods, and important operational notes.</p>
	<p><a href="#">KAIDI 19-Key Single Bed Control Box System Manual - KDH283C</a></p> <p>Comprehensive user manual for the KAIDI 19-Key Single Bed Single Control Box System (KDH283C). Learn about system setup, components, remote functions, performance specs, and safety guidelines.</p>