

## Ctronics 700c

# Ctronics 2.5K 4MP Outdoor Surveillance Camera User Manual

Model: CTIPC-700C-4MP (700c)

Brand: Ctronics

## 1. INTRODUCTION

This manual provides detailed instructions for the installation, operation, and maintenance of your Ctronics 2.5K 4MP Outdoor Surveillance Camera. This advanced PTZ (Pan/Tilt/Zoom) camera offers superior monitoring capabilities with its high-resolution sensor, dual-band Wi-Fi connectivity, intelligent person detection, and robust weatherproof design. Please read this manual thoroughly before using the product to ensure optimal performance and safety.



*The Ctronics 2.5K 4MP Outdoor Surveillance Camera, featuring a sleek black design with dual antennas.*

## 2. WHAT'S IN THE BOX

---

Upon opening the package, please verify that all components are present and in good condition:

- Ctronics 2.5K 4MP Outdoor Surveillance Camera
- Power Adapter
- Mounting Screws and Wall Plugs
- Waterproof Kit for Network Cable (if applicable)
- User Manual



*The product packaging displaying key features and the included camera.*

## Official Product Video: What's in the Box?

Your browser does not support the video tag.

*This video demonstrates the unboxing process and shows all items included in the Ctronics camera package.*

## 3. SETUP GUIDE

### 3.1 Powering On

Connect the power adapter to the camera's power input port and then plug it into a power outlet. The camera will initiate its self-test sequence, which may involve a brief rotation of the lens.

### 3.2 App Installation and Network Connection

Download the official Ctronics Pro app (or HiP2P) from your smartphone's app store (iOS/Android). Follow the in-app instructions to add your device. This typically involves scanning the QR code located on the camera body or packaging. Ensure your smartphone is connected to a 2.4GHz or 5GHz Wi-Fi network during setup, as the camera supports dual-band connectivity for stable and fast data transmission.



## 2.4/5GHz Dual Band Wifi

### Fast Data Speed

*Illustration of the camera's dual-band Wi-Fi capabilities, supporting both 2.4GHz for longer range and 5GHz for faster data speeds.*

### 3.3 Mounting the Camera

The camera can be mounted in various outdoor locations, including walls, ceilings, or poles. Use the provided mounting screws and wall plugs to secure the camera's bracket. Ensure the mounting surface is sturdy enough to support the camera. For pole mounting, use appropriate straps (not included) with the bracket. The camera is IP66 weatherproof, making it suitable for outdoor use in various weather conditions.





*Different mounting options for the Ctronics camera: ceiling hanging, holding pole hanging, and wall hanging.*

# IP66 Weatherproof



*The camera is designed with an IP66 weatherproof rating, ensuring reliable operation even in harsh weather conditions like rain.*

## 4. OPERATING INSTRUCTIONS

### 4.1 Live View and PTZ Control

Once connected, open the Ctronics Pro app to access the live video feed. Use the on-screen controls to remotely pan the camera 355° horizontally and tilt it 90° vertically, allowing you to monitor a wide area. The camera also supports 4x digital zoom to view details more closely.



# 350°Pan & 90°Tilt

## Get More Areas Covered



**4X**  
Digital Zoom



*Control the camera's 355° pan and 90° tilt movements directly from your smartphone, covering more areas.*

### 4.2 Two-Way Audio

The camera features a built-in microphone and speaker, enabling two-way audio communication. You can listen to what's happening around the camera and speak through the camera to visitors or deter intruders directly from your smartphone.

# Two-way Audio & Audio Recording



*Engage in two-way conversations through the camera using your smartphone, ideal for communicating with delivery personnel or family members.*

## 4.3 Night Vision Modes

The camera is equipped with advanced dual-light system (4 white light LEDs and 4 infrared LEDs) for superior night vision. It offers three modes: Infrared mode (black and white), Full Color mode (for clear color images even at night up to 30 meters), and Intelligent mode (switches to color when motion is detected).





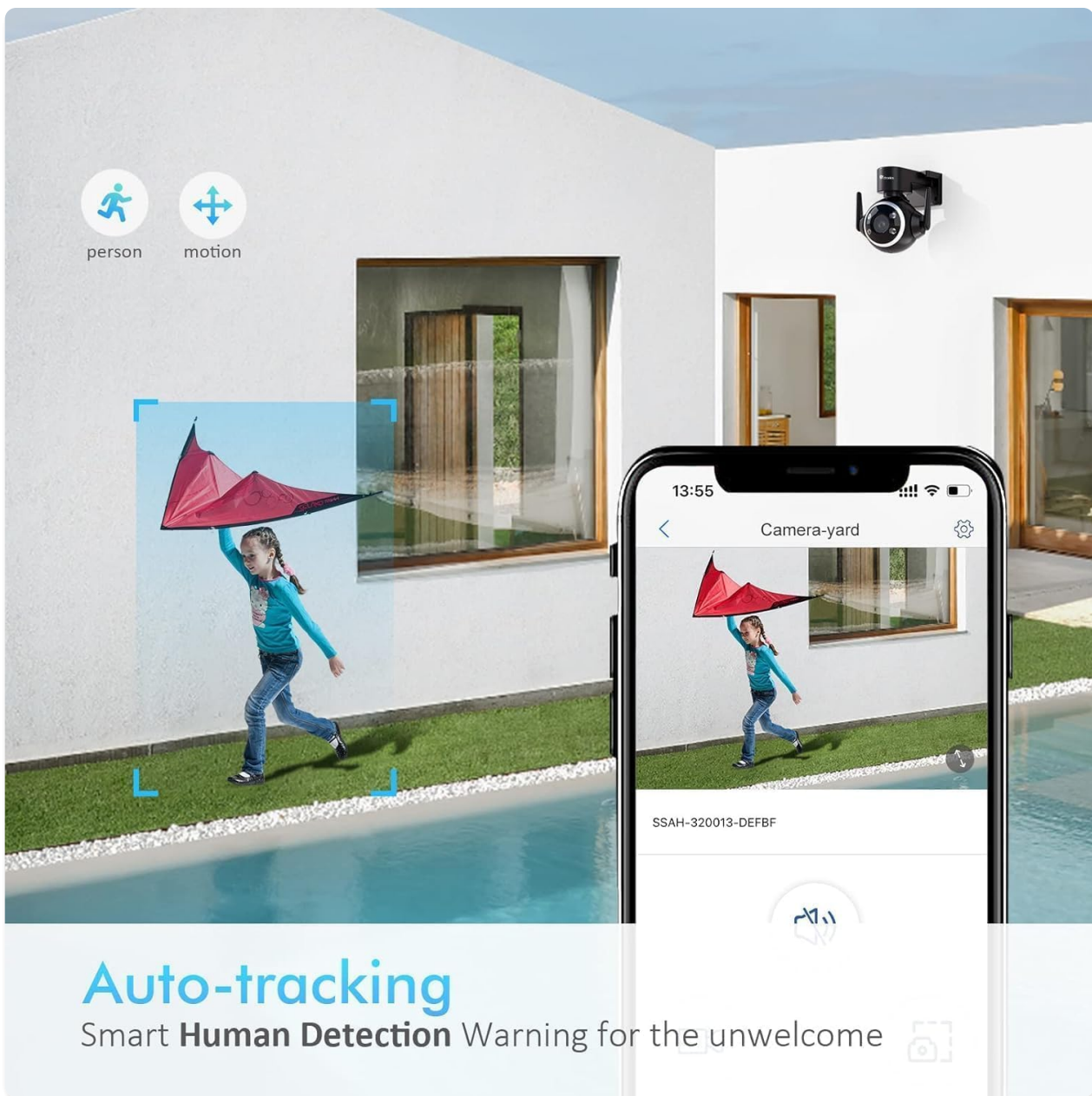
Brighter, Sharper, Clearer—  
F1.6 Lens with 2.5K HD.



*Experience clear and bright color night vision up to 30 meters, ensuring comprehensive surveillance around the clock.*

#### **4.4 Person Detection and Auto Tracking**

Leveraging AI-powered person detection, the camera can accurately distinguish human figures from other moving objects, significantly reducing false alarms. When a person is detected, the camera can automatically track their movement and send real-time notifications to your smartphone, providing continuous security.



## Auto-tracking

Smart **Human Detection** Warning for the unwelcome

*The camera's smart human detection and auto-tracking feature ensures that any human activity is precisely followed and recorded.*

### 4.5 Recording and Storage

The camera supports 24/7 continuous recording. Video footage can be stored locally on a micro TF card (up to 128GB, not included). This allows for reliable recording without relying solely on cloud services.





*The camera supports up to a 128GB TF card for local video storage.*

#### 4.6 Multi-User View

Share access to your camera's live feed and recordings with family and friends. The app allows multiple users to view the camera simultaneously, enhancing shared security and convenience.



*Multiple users can access the camera feed simultaneously on various devices.*

#### Official Product Video: 2.5K 4MP Outdoor Surveillance Camera Overview

Your browser does not support the video tag.

*This video provides a comprehensive overview of the Ctronics 2.5K 4MP Outdoor Surveillance Camera's features and functionalities.*

### 5. MAINTENANCE

To ensure the longevity and optimal performance of your Ctronics camera, regular maintenance is recommended:

- **Cleaning:** Gently wipe the camera lens and body with a soft, damp cloth. Avoid using harsh chemicals or abrasive materials that could scratch the lens or housing.
- **Power Connection:** Periodically check the power cable and adapter for any signs of damage or loose



connections. Ensure the waterproof cap for the network cable is securely fastened if using a wired connection.

- **Firmware Updates:** Check the Ctronics Pro app regularly for available firmware updates. Keeping your camera's firmware up-to-date ensures access to the latest features, security enhancements, and bug fixes.
- **Wi-Fi Signal:** Ensure the camera is within a strong Wi-Fi signal range to maintain stable connectivity and optimal video streaming.

## 6. TROUBLESHOOTING

If you encounter issues with your Ctronics camera, refer to the following common troubleshooting tips:

Problem	Possible Cause	Solution
Camera offline	No power; Weak Wi-Fi signal; Network configuration error	Check power connection; Move camera closer to router or use a Wi-Fi extender; Reconfigure network settings in the app.
Poor video quality	Weak Wi-Fi signal; Dirty lens; Insufficient lighting	Improve Wi-Fi signal; Clean the camera lens; Ensure adequate lighting for optimal night vision.
Motion detection not working	Detection sensitivity too low; Detection zone not set correctly; Obstructions in view	Adjust sensitivity in app settings; Redraw detection zones; Clear any obstructions.
Two-way audio issues	Microphone/speaker muted; Network delay	Check audio settings in the app; Ensure stable network connection.

For more detailed troubleshooting or persistent issues, please refer to the in-app help section or contact Ctronics customer support.

## 7. SPECIFICATIONS





- **Model Name:** CTIPC-700C-4MP
- **Resolution:** 2.5K 4MP (2560x1440)
- **Connectivity:** Wired, 2.4GHz/5GHz Dual-band WLAN
- **Pan/Tilt Range:** 355° Horizontal Pan, 90° Vertical Tilt
- **Night Vision:** Color Night Vision up to 30 meters
- **Audio:** Two-Way Audio
- **Storage:** Supports Micro TF Card up to 128GB (not included)
- **Weatherproof Rating:** IP66
- **Product Dimensions:** 30.8 x 19 x 12 cm
- **Product Weight:** 660 Grams

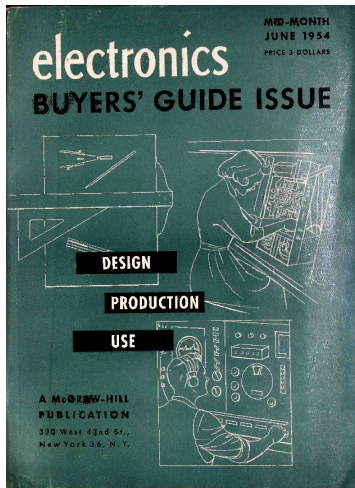
## 8. WARRANTY AND SUPPORT

Ctronics products come with a standard manufacturer's warranty. For specific warranty terms and conditions,

please refer to the warranty card included in your product packaging or visit the official Ctronics website. If you require technical assistance, product support, or have any questions, please contact Ctronics customer service through their official channels. Provide your product model number (CTIPC-700C-4MP) and a detailed description of your issue for efficient support.

Related Documents - 700c

	<p><a href="#">Ctronics CTIPC-285C Indoor Wi-Fi Camera User Manual</a></p> <p>User manual for the Ctronics CTIPC-285C indoor Wi-Fi camera, detailing its features, installation, and operation. This 4MP camera supports dual-band Wi-Fi, color night vision, 360° coverage, and human motion detection with tracking.</p>
<p><b>Precautions</b></p> <p>EN: Currently, the iOS version of the Ctronics APP is being updated and will be released in the near future. Please refer to the official Ctronics website for the latest version of the APP. Please ensure that the APP is updated to the latest version before using it.</p> <p>FR: Actuellement, la version iOS de l'application Ctronics est en cours de mise à jour et sera publiée dans les prochains jours. Veuillez consulter le site officiel Ctronics pour la dernière version de l'application. Veuillez vous assurer que l'application est mise à jour avant de l'utiliser.</p> <p>IT: Attualmente, la versione iOS dell'applicazione Ctronics è in fase di aggiornamento e sarà pubblicata nei prossimi giorni. Si prega di consultare il sito ufficiale Ctronics per la versione più recente dell'applicazione. Si consiglia di aggiornare l'applicazione prima di utilizzarla.</p> <p>ES: Actualmente, la versión iOS de la aplicación Ctronics está siendo actualizada y será lanzada en los próximos días. Se recomienda consultar el sitio web oficial de Ctronics para la última versión de la aplicación. Se sugiere actualizar la aplicación antes de utilizarla.</p>	<p><a href="#">Ctronics APP Precautions and CamHI App Connection Guide</a></p> <p>Important precautions for the Ctronics APP, including guidance on downloading the CamHI APP and connecting your camera via Wi-Fi or 4G networks. Learn how to connect your Ctronics camera.</p>
	<p><a href="#">Ctronics Dual Lens Camera Manual: Setup, App, and PC Software Guide</a></p> <p>Comprehensive guide for the Ctronics Dual Lens Camera, covering setup, Wi-Fi connection, the Ctronics pro mobile app, HiP2P PC software, and troubleshooting FAQs. Learn to install, configure, and manage your security camera.</p>
	<p><a href="#">Ctronics 4G LTE Outdoor Camera User Manual</a></p> <p>User manual for the Ctronics 4G LTE Outdoor Camera, featuring FHD 1080P PTZ, night vision, auto tracking, human detection, and two-way audio. This camera does not support Wi-Fi.</p>
	<p><a href="#">Ctronics 4G LTE Camera User Manual</a></p> <p>User manual for the Ctronics 4G LTE Camera, providing instructions and information for setup and operation. Includes details on features like 1080P resolution, night vision, person detection, and two-way audio.</p>
	<p><a href="#">Ctronics CTIPC Series IP Camera App Operation Manual</a></p> <p>Comprehensive guide to operating the Ctronics CTIPC Series IP Camera using the Ctronics App. Covers setup, auto-tracking, preset sites, zoom functions, and alarm settings. Includes instructions in English, German, French, Italian, and Spanish.</p>




#### [\[pdf\]](#) Guide Buyer's Guide

Electronics Buyers Guide 1954 06 worldradiohistory Archive Buyer |||

PRODUCTION 30 Wes 42nd S t. New York 36, N HIGHEST FIDELITY rZiyi;P Linear Standard Hipermalloy ... NL-615. 617 . 618 625 627 635 643 649 653 F-660... 670A 672A 673..... 678 700 700A... . 70013.... **700C** . . . 700D... 701A... . 703A... 704A... 705A.. .r. 706AY. 706BY . . For You - FREE MONTHLY P...

lang:en score:18 filesize: 131.28 M page\_count: 995 document date: 2018-09-22



#### [Electronics Buyers' Guide - June 1953](#)

A comprehensive directory of electronic components, equipment, and manufacturers from June 1953. Features products and specifications from leading companies like General Electric, UTC, Hewlett-Packard, and others in the electronics industry.


lang:en score:18 filesize: 144.88 M page\_count: 908 document date: 2017-04-03



#### [73 Amateur Radio Today - February 1994: Meteor Scatter, ICOM, Kenwood & Ham Radio Tech](#)

Explore the February 1994 issue of 73 Amateur Radio Today, featuring in-depth articles on VHF meteor scatter propagation, reviews of ICOM IC-2GXAT and Kenwood TH-28A radios, STARTEK frequency counters, computer control for DDS VFOs, and essential ham radio projects and news.

lang:en score:17 filesize: 33.22 M page\_count: 100 document date: 2009-05-12



#### [\[pdf\]](#) Installation Guide Guide

v3 1 pro ctronics Aug 9 2024 · POE NVR SECURITY CAMERA KITS Quick Installation Guide EN DE FR IT ES 4K4B 700C 20240814 Page 2 Contents English 01 20 C1v4 SJ9Z2L ref dp product quick view m media amazon images I |||

...

lang:en score:17 filesize: 7.65 M page\_count: 130 document date: 2024-10-15



