



[Manuals.plus](#) /

› [HP](#) /

› HP 15 Laptop 15-fc0010nr User Manual: Setup, Operation, and Maintenance Guide

HP 15-fc0010nr

HP 15 Laptop 15-fc0010nr User Manual

Model: 15-fc0010nr

1. INTRODUCTION

This manual provides essential information for setting up, operating, and maintaining your HP 15 Laptop, model 15-fc0010nr. Please read this guide thoroughly to ensure proper use and to maximize the lifespan of your device.

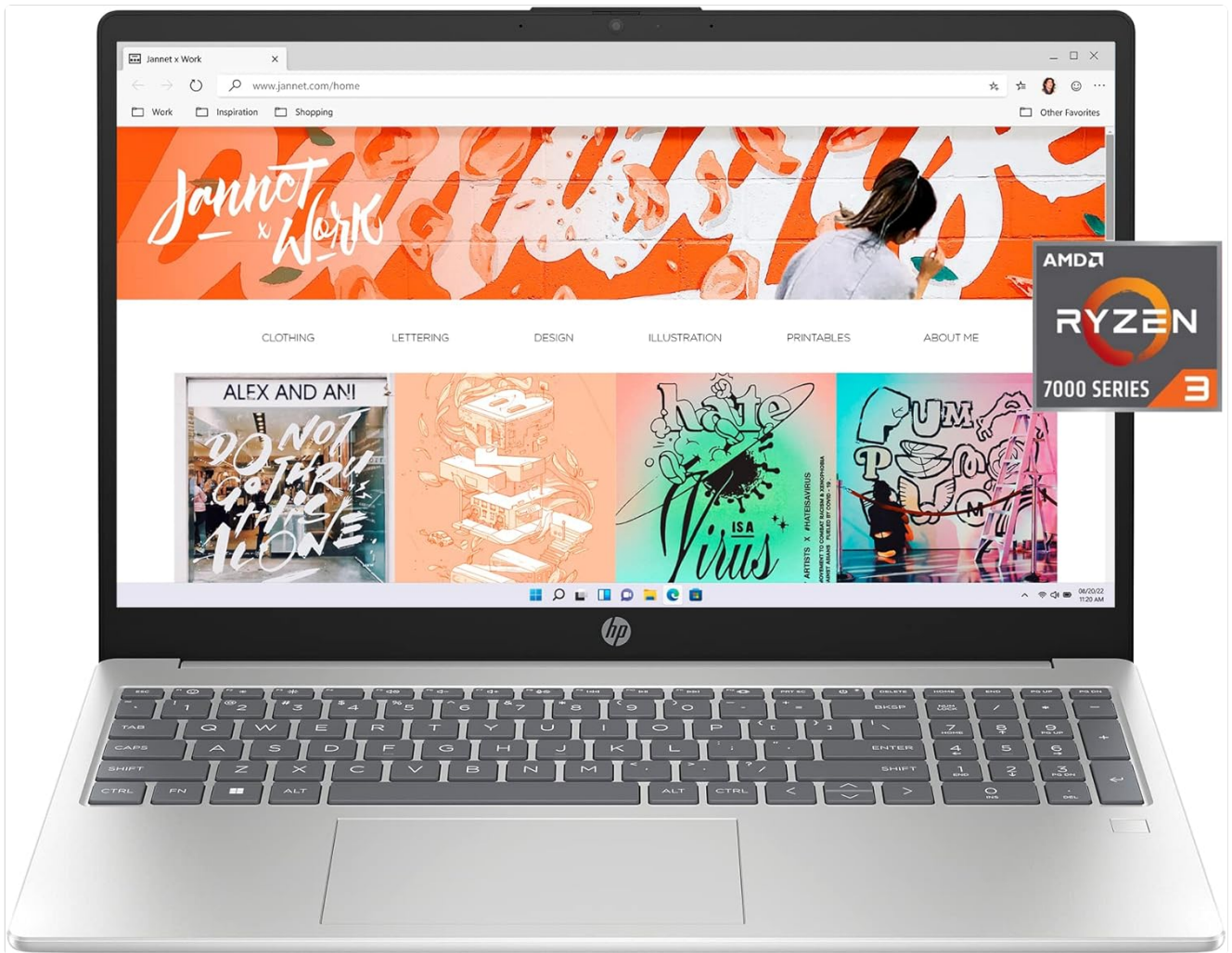


Image 1.1: The HP 15 Laptop 15-fc0010nr, showcasing its display and keyboard.

2. WHAT'S IN THE BOX

Verify that all items are present in the packaging:

- HP 15.6 inch Laptop PC 15-fc0010nr
- Power Adapter (Charger)
- Warranty Documentation

What's in the box



HP 15 Laptop



45 W Smart AC power adapter



Setup poster

Image 2.1: Packaging contents, including the laptop and its accessories.

3. SETUP

3.1 Initial Power-On

1. Connect the power adapter to the laptop and a power outlet.
2. Open the laptop lid and press the power button, typically located on the top right of the keyboard.
3. Follow the on-screen instructions to complete the Windows 11 Home in S Mode setup. This includes selecting your region, connecting to a Wi-Fi network, and creating a user account.

3.2 Connecting Peripherals

Your HP 15 Laptop includes various ports for connecting external devices:

- **USB Ports:** For connecting USB devices such as mice, keyboards, or external storage.

- **HDMI Port:** For connecting to external displays or projectors.
- **Headphone/Microphone Jack:** For audio input/output.
- **USB-C Port:** For data transfer and potentially charging (check specifications for power delivery).



Image 3.1: Side view illustrating the available ports on the laptop.

4. OPERATING INSTRUCTIONS

4.1 Power Management

- **Power Button:** Press to turn on the laptop. Press briefly to put it to sleep. Press and hold for several seconds to force a shutdown.
- **Battery Life:** The laptop offers up to 11 hours of battery life.
- **HP Fast Charge:** The laptop can charge from 0% to 50% in approximately 45 minutes using the provided 45W Smart AC power adapter.

Keep hustling



Get your hustle on with long battery life and fast charging technology so you never have to slow down.



Image 4.1: Laptop in use, demonstrating its capability for various tasks.

4.2 Display and Graphics

The laptop features a 15.6-inch Full HD (1920x1080) IPS anti-glare display with micro-edge bezels, providing a wide viewing experience. It is equipped with AMD Radeon Graphics for visual processing.

The right fit for every flow



Research your next project, play online or enjoy a relaxing show on the 15.6" screen with vibrant resolution.

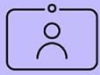


Image 4.2: The laptop screen displaying high-definition content.

4.3 Communication and Audio

- **Webcam:** Integrated HP True Vision HD camera with temporal noise reduction.
- **Microphones:** Dual array digital microphones with noise reduction software for clear audio during calls.
- **Audio:** Tuned stereo speakers for enhanced sound.
- **Microphone Mute Key:** A dedicated key on the keyboard allows for quick microphone muting, indicated by an LED light.

Connect and collaborate on your terms



Dual array digital microphones with noise reduction software help get your point across on video calls.



Image 4.3: Laptop in use for a video conference.

4.4 Security Features

- **Fingerprint Reader:** For secure login and data protection.
- **Camera Shutter:** Provides physical privacy when the webcam is not in use.

4.5 HP QuickDrop

HP QuickDrop allows for wireless transfer of photos, videos, and documents between your laptop and Android or iOS phone without the need for cables.

5. MAINTENANCE

5.1 Cleaning

- Use a soft, lint-free cloth slightly dampened with water or a screen cleaner to clean the display.

- For the keyboard and chassis, use a soft cloth. Avoid harsh chemicals or abrasive materials.
- Ensure the laptop is powered off and unplugged before cleaning.

5.2 Battery Care

- Avoid extreme temperatures when storing or operating the laptop.
- For optimal battery health, avoid consistently discharging the battery completely or keeping it at 100% charge for extended periods.

6. TROUBLESHOOTING

If you encounter issues with your HP 15 Laptop, consider the following basic troubleshooting steps:

- **No Power:** Ensure the power adapter is securely connected to both the laptop and a working power outlet. Try a different outlet.
- **Blank Screen:** Connect an external monitor to check if the display issue is with the laptop screen or the graphics output. Restart the laptop.
- **Slow Performance:** Close unnecessary applications. Check for available Windows updates. Ensure sufficient free space on the SSD.
- **Connectivity Issues:** Restart your Wi-Fi router. Check network settings on the laptop.

For more complex issues, refer to the HP support website or contact technical support.

7. SPECIFICATIONS

Detailed technical specifications for the HP 15 Laptop 15-fc0010nr:

Designed to have your back







<p>PROCESSOR</p>  <p>AMD Ryzen™ 3 7320U</p>	<p>MEMORY</p>  <p>8 GB LPDDR5-5500 MHz RAM (onboard)</p>	<p>STORAGE</p>  <p>256 GB PCIe® NVMe™ M.2 SSD</p>
<p>GRAPHICS</p>  <p>AMD Radeon™</p>	<p>OPERATING SYSTEM</p>  <p>Windows 11 Home in S mode</p>	<p>DISPLAY</p>  <p>Full HD IPS anti-glare</p>

Image 7.1: Overview of key laptop specifications.

Feature	Specification
Model Number	15-fc0010nr
Processor	AMD Ryzen 3 7320U (4.1 GHz)
RAM	8 GB LPDDR5 RAM
Storage	256 GB PCIe NVMe M.2 SSD
Graphics	AMD Radeon Graphics (Integrated)
Display	15.6-inch FHD (1920 x 1080) IPS Anti-Glare
Operating System	Windows 11 Home in S Mode
Wireless Connectivity	802.11bgn
USB 2.0 Ports	1

Feature	Specification
USB 3.0 Ports	2
Battery Life (Average)	11 Hours
Dimensions (LxWxH)	14.17 x 0.73 x 9.29 inches
Weight	4.99 pounds
Color	Silver

Portable performance





15.6" (D)

0.73" (H)

9.29" (D)

14.17" (W)



Up to 11 hours & 15 minutes video playback



3.52 lb

Image 7.2: Physical dimensions of the laptop.

8. WARRANTY AND SUPPORT

Your HP 15 Laptop includes:

- **1-year limited hardware warranty.**
- **90-days limited technical support** for software and initial setup.

Support is available 24 hours a day, 7 days a week via web support. For detailed warranty terms and support options, please visit the official HP support website.

9. ENVIRONMENTAL INFORMATION

The HP 15 Laptop is designed with environmental considerations:

- EPEAT Gold registered.
- ENERGY STAR certified.
- Contains sustainable, post-consumer recycled plastics.

Little things. Big difference.

Containing ocean-bound plastic, recycled materials and EPEAT® Gold & ENERGY STAR® ratings, this planet-friendly laptop is a great choice.



Image 9.1: Environmental certifications of the HP 15 Laptop.

