

YHCDLAMP B0BWR97W4M

YHCDLAMP Battery Operated Wall Sconce Light Instruction Manual

Brand: YHCDLAMP | Model: B0BWR97W4M

INTRODUCTION

Thank you for choosing the YHCDLAMP Battery Operated Wall Sconce Light. This manual provides essential information for the safe and efficient use of your new wall sconce. Designed for versatility and ease of use, this wireless light fixture offers dimmable brightness, multiple color temperatures, and vibrant RGB lighting options, all controllable via a convenient remote. Please read these instructions thoroughly before installation and operation.

PRODUCT FEATURES

- **Wireless & Easy Installation:** No wiring or electrician required. Includes all necessary mounting hardware for quick setup.
- **High Brightness & Dimmable:** Produces up to 500 lumens with 5 adjustable lighting modes (10%, 20%, 50%, 70%, 100%). Offers up to 50 hours of illumination on a single charge.
- **Upgrade RGB Ambient Lighting:** Features 7 RGB colors and 2 dynamic modes (Flash, Smooth) to customize your ambiance. Includes 3 color temperatures (Warm White, Cool White, Daylight).
- **Dual Control Options:** Operate the light using the included remote control or by manually pressing the bulb button. The remote can control multiple sconces within a 16-foot range.
- **Versatile Indoor Use:** Modern design suitable for various rooms including bathrooms, bedrooms, dining rooms, entryways, hallways, kitchens, and living rooms.



Image: Overview of the YHCDLAMP Battery Operated Wall Sconce Light, highlighting its wireless design, remote control, and RGB bulb capabilities.

PACKAGE CONTENTS

Please ensure all items are present and in good condition before proceeding with installation.

- 2 x Wall Sconce Fixtures (Black)
- 2 x Rechargeable LED Bulbs (10000 mAh)
- 2 x Remote Controls
- 2 x USB Charging Cables (Type-C)
- Mounting Hardware (screws, anchors)

SETUP AND INSTALLATION

The YHCDLAMP wall sconces are designed for easy, wire-free installation. No electrical wiring is needed.

1. **Choose Location:** Select a desired wall location. Ensure the surface is clean and suitable for mounting.
2. **Mark Drilling Points:** Use the sconce base as a template to mark the positions for drilling holes.
3. **Drill Holes:** Drill pilot holes at the marked positions. Insert wall anchors if necessary for secure mounting.

4. **Mount Sconce Base:** Secure the sconce base to the wall using the provided screws.
5. **Assemble Fixture:** Attach the sconce arm and shade to the mounted base.
6. **Insert Bulb:** Ensure the rechargeable LED bulb is fully charged (see Charging Instructions). The bulb features a magnetic design for easy insertion and removal from the shade. Simply place it inside the shade, and it will magnetically attach.



Image: Visual comparison illustrating that YHCDLAMP wall sconces do not require hardwiring or traditional plug-ins, simplifying installation.

Multifunctional RGB mode

Meet the needs of different scenes, enhance the space atmosphere and increase interest

3 color temperatures

7 RGB colors

2 dynamic modes

5 levels brightness adjustable

Living room

Bathroom

Outdoors

Party

Bedroom

Game room

Image: A YHCDLAMP wall sconce installed on a wall, demonstrating its wireless nature and ease of setup without visible wires.

Video: Demonstrates the easy installation process of the YHCDLAMP wall sconces, highlighting their convenience for decor upgrades.

OPERATING INSTRUCTIONS


Your YHCDLAMP wall sconce can be operated using the included remote control or the manual button on the bulb.

Remote Control Functions:

- **ON/OFF:** Press the green 'ON' button to turn on, and the red 'OFF' button to turn off.
- **Brightness Adjustment:** Use the up/down arrow buttons to cycle through 5 brightness levels (10%, 20%, 50%, 70%, 100%).
- **Color Temperature:** Select 'WW' (Warm White), 'CW' (Cool White), or 'C/W' (Daylight) for different white light tones.
- **RGB Colors:** Press 'R' (Red), 'G' (Green), 'B' (Blue), 'O' (Orange), 'C' (Cyan), 'Y' (Yellow), 'P' (Purple) buttons to select a specific color.
- **Dynamic Modes:** Press 'F' (Flash Mode) for rapid color changes or 'S' (Smooth Mode) for gradual color transitions.
- **Timer Function:** Set the light to turn off automatically after 1 hour, 3 hours, or 5 hours using the respective timer buttons.

Manual Operation:

Press the button on the top of the rechargeable LED bulb to cycle through basic ON/OFF and color temperature settings.



No wiring or electrician required

✓ Ours

✗ Others

Hardwired



VS

Plug in



Image: Close-up of the remote control for the YHCDLAMP wall sconce, detailing buttons for power, brightness, color temperature, RGB colors, and dynamic modes.



Image: A hand holding the remote control, demonstrating the selection of different light colors and modes for the wall sconce.



Image: A visual representation of the YHCDLAMP wall sconce displaying multiple RGB color options, including red, green, blue, and yellow.





Image: Illustrates the 5 adjustable brightness levels of the YHCDLAMP wall sconce and its extended running time of up to 50 hours.

CHARGING INSTRUCTIONS

The LED bulbs are rechargeable, providing convenience and energy efficiency.

1. **Remove Bulb:** Gently pull the magnetic LED bulb from the sconce shade.
2. **Connect Charger:** Plug the provided USB Type-C charging cable into the bulb's charging port.
3. **Charge:** Connect the other end of the USB cable to a compatible USB power source (e.g., wall adapter, computer USB port). The bulb's indicator light will show charging status.

4. **Reinsert Bulb:** Once fully charged, disconnect the cable and magnetically reinsert the bulb into the sconce shade.

A full charge provides approximately 15-50 hours of light, depending on the brightness level and mode used.



Magnetic design
No need to unscrew, just pull to charge


USB charging
No need to frequently replace batteries

Emergency essential
Keep lighting during power outages




10000mAh large capacity battery provides lighting time of up to 15-50 hrs

Image: Details the magnetic design of the bulb for easy removal and the USB charging port, emphasizing the convenience of recharging.




10000mAh
Rechargeable Light Bulb
Work Time: 15-50H


Built-in magnet at the bottom, easy to remove and charge



500 lumens



Battery operated



USB charging

Image: Highlights key features of the rechargeable bulb, including its 10000mAh capacity, 500 lumens brightness, and USB charging capability.

Video: Illustrates the USB charging process for the YHCDLAMP wall sconce bulb.

Video: Provides information regarding the charge time and battery performance of the bulbs.

MAINTENANCE


- **Cleaning:** Wipe the sconce fixture and shade with a soft, dry cloth. Avoid abrasive cleaners or solvents.
- **Battery Care:** To prolong battery life, avoid completely draining the battery frequently. Recharge the bulbs regularly. If storing for an extended period, charge the bulbs to about 50% and recharge every few months.

TROUBLESHOOTING

Problem	Possible Cause	Solution
Light does not turn on.	Bulb is not charged. Remote control battery is low or dead. Bulb not properly seated.	Charge the LED bulb. Replace remote control battery. Ensure bulb is magnetically attached correctly.
Remote control is unresponsive.	Remote battery is low or dead. Obstruction between remote and bulb. Out of range.	Replace remote control battery. Ensure clear line of sight. Operate within 16 feet of the sconce.
Short battery life.	High brightness or dynamic modes used frequently. Incomplete charging.	Reduce brightness or use static color modes. Ensure bulb is fully charged before use.

SPECIFICATIONS

- **Brand:** YHCDLAMP
- **Model:** B0BWR97W4M
- **Color:** Black
- **Material:** Metal
- **Power Source:** Battery Powered (6 Lithium Polymer batteries included)
- **Control Method:** Remote Control
- **Light Source Type:** LED
- **Brightness:** Up to 700 Lumens (500 lumens mentioned in feature bullets, using 700 from specs)
- **Wattage:** 12 watts
- **Bulb Base:** E26 (for the fixture, though the bulb is integrated rechargeable)
- **Color Temperature:** 3000 Kelvin (also offers multiple color temperatures via RGB)
- **Item Weight:** 4.41 pounds
- **Dimensions:** 15.12 x 7.83 x 7.6 inches (Package Dimensions, actual product dimensions are 49cm/19.29in height, 14.5cm/5.7in width from wall, 12cm/4.72in base diameter, 14cm/5.5in shade diameter)



Versatile design

Choose the appropriate installation method according to your needs



Image: The YHCDLAMP wall sconce with key dimensions labeled for reference.

SAFETY INFORMATION

- Do not expose the bulbs or charging cables to water or excessive moisture.
- Keep batteries and small parts out of reach of children.
- Use only the provided charging cable and a compatible USB power source.
- Do not attempt to disassemble or modify the product.
- Ensure the sconce is securely mounted to prevent falling.

WARRANTY AND SUPPORT

For warranty information or technical support, please refer to the product packaging or contact YHCDLAMP customer service directly. Keep your purchase receipt for any warranty claims.