

Oilsky M501

Oilsky M501 MP3/MP4 Player User Manual

Model: M501

INTRODUCTION

Thank you for choosing the Oilsky M501 MP3/MP4 Player. This device is a versatile portable media player running on Android 8.1, equipped with an 8-core processor and 3GB of RAM for stable performance. It features a vibrant 4.7-inch IPS 1080p touchscreen, allowing for easy navigation and high-definition video playback. With 16GB of built-in memory and an included 64GB TF card, expandable up to 512GB, you have ample space for your music, videos, audiobooks, and e-books. The M501 supports Wi-Fi and Bluetooth connectivity, enabling you to install various applications from the Play Store and connect to your favorite wireless audio devices. Enjoy high-fidelity audio through its professional digital noise reduction chip and built-in speaker.





The Oilsky M501 MP3/MP4 Player displaying its user interface with various application icons.

WHAT'S IN THE BOX

- 1 x 16GB Oilsky M501 MP3 MP4 Player
- 1 x 64GB TF Card
- 1 x Type-C Charging Cable
- 1 x Wired Earphones
- 1 x User Manual
- 1 x Protective Case

SETUP

1. Charging the Device

Before first use, fully charge your Oilsky M501 player. Connect the included Type-C charging cable to the device's charging port and the other end to a USB power adapter (not included) or a computer's USB port. The charging indicator will show the charging status.

2. Power On/Off

- **To Power On:** Press and hold the Power button on the side of the device until the screen lights up.
- **To Power Off:** Press and hold the Power button, then select 'Power Off' from the options that appear on the screen.

3. Inserting the TF Card

The device comes with a 64GB TF card pre-installed or included separately. To insert or replace the TF card, locate the card slot on the side of the player. Gently push the TF card into the slot until it clicks into place. Ensure the card is inserted in the correct orientation.

4. Initial Wi-Fi Connection

To access online features and install apps, connect your device to a Wi-Fi network:

1. Go to **Settings > Network & Internet > Wi-Fi**.
2. Toggle **Wi-Fi On**.
3. Select your desired Wi-Fi network from the list.
4. Enter the password if prompted and tap **Connect**.

Accès Internet intelligent WiFi

avec Play Store, vous pouvez installer les applications que vous souhaitez



Astuce: Appuyez longuement et déplacez vers le haut pour le désinstaller.



The Oilsky M501 player demonstrating its intelligent Wi-Fi access and the ability to install applications from the Play Store.

OPERATING

1. Navigation and Touchscreen

The Oilsky M501 features a responsive 4.7-inch IPS touchscreen (1280*720 resolution) for intuitive control. Use gestures such as tapping, swiping, and pinching to navigate menus, open applications, and control media playback.

Format complet 1080P HD

Formats vidéo pris en charge

RM AVI RMVB FLV MP4 DAT MKV MPG MOV TS



4,7 Pouces
Écran tactile complet



720*1280px
Résolution



IPS
Angle plus large

The 4.7-inch IPS 1080p touchscreen of the Oilsky M501, offering a wide viewing angle and precise touch control for HD video playback.

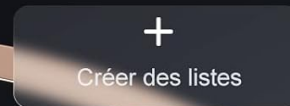
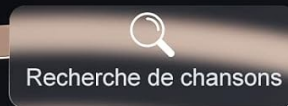
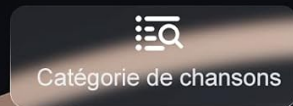

2. Music Playback

The player supports various audio formats including MP3, OGG, FLAC, AAC, WAV, WMA, and APE, thanks to its professional digital noise reduction chip for HiFi sound quality. You can play music stored on the device or stream from installed apps like Spotify or Audible.

- Open the **Music** application.
- Browse your music library by artist, album, song, or playlist.
- Tap on a song to begin playback.
- Use the on-screen controls for play/pause, skip, and volume adjustment.

Lecteur HiFi Mp3 avec haut-parleur

Formats musicaux pris en charge



The Oilsky M501 HiFi MP3 player's music interface, highlighting its built-in speaker and supported audio formats.

3. Video Playback

The device supports 1080P HD video playback and is compatible with most video formats including RM, AVI, RMVB, FLV, MP4, DAT, MKV, MPG, MOV, and TS, without the need for decoding.

- Open the **Video** or **Gallery** application.
- Select the video you wish to watch.
- Use the on-screen controls for playback.

4. Bluetooth Connection

The M501 features Bluetooth 4.0 for stable and low-power wireless connections to headphones, earphones, or speakers. It can automatically reconnect to previously paired devices.

1. Ensure your Bluetooth audio device is in pairing mode.
2. On the M501, go to **Settings > Connected devices > Bluetooth**.
3. Toggle Bluetooth **On**.
4. Select your device from the list of available devices to pair.

Lecteur MP3 avec Bluetooth

Se connecte automatiquement au dernier appareil couplé.



The Oilsky M501 MP3 player demonstrating its Bluetooth connectivity with various audio devices like headphones and speakers.

5. App Installation

You can freely install other applications via the Google Play Store. Popular apps like Spotify, Pandora, Audible, and Kindle are often pre-installed or easily accessible.

- Open the **Play Store** application.
- Search for the desired app.
- Tap **Install** to download and install the app.
- To uninstall an app, long-press its icon on the home screen and drag it to the 'Uninstall' option.

6. FM Radio

The device includes an FM Radio feature. To use it, connect the wired earphones (included) as they act as the antenna.

- Plug in the wired earphones.
- Open the **FM Radio** application.

- Scan for available stations or manually tune to a frequency.



The FM Radio interface on the Oilsky M501, showing a tuned frequency.

MAINTENANCE

1. Cleaning


To clean the device, use a soft, dry, lint-free cloth. Do not use abrasive cleaners, alcohol, or chemical solvents, as these may damage the screen or casing.

2. Battery Care

The Oilsky M501 is equipped with a 2000mAh rechargeable lithium-polymer battery. To maximize battery life:

- Avoid exposing the device to extreme temperatures.
- Charge the device regularly, but avoid leaving it fully discharged for extended periods.
- For optimal performance, use the provided Type-C charging cable.

Batterie Rechargeable



2000mAh

Battery performance of the Oisly M501, indicating approximately 15 hours of music playback, 6 hours of video playback, and 3 hours for a full charge.

3. Software Updates

Periodically check for software updates to ensure your device has the latest features and performance improvements. Updates can typically be found in the device's settings under 'System' or 'About device'.

TROUBLESHOOTING

Problem	Possible Cause / Solution
Device does not turn on.	Battery may be depleted. Connect to charger and try again. If still unresponsive, perform a hard reset (refer to manual for specific button combination, usually holding power button for 10-15 seconds).

Problem	Possible Cause / Solution
Bluetooth not connecting or unstable.	Ensure Bluetooth is enabled on both devices. Make sure the audio device is in pairing mode. Try unpairing and re-pairing the device. Move closer to the device to reduce interference.
Device overheats during use.	Excessive use of demanding applications or prolonged video playback can cause warming. Close background apps. Reduce screen brightness. If overheating persists or is extreme, discontinue use and contact support.
Battery drains quickly.	High screen brightness, continuous Wi-Fi/Bluetooth usage, or background apps can consume battery. Adjust brightness, turn off Wi-Fi/Bluetooth when not in use, close unnecessary apps. Check battery usage in settings to identify power-hungry apps.
Cannot install apps from Play Store.	Ensure stable Wi-Fi connection. Check available storage space. Clear Play Store cache and data in device settings (Apps & notifications > See all apps > Google Play Store > Storage & cache).

SPECIFICATIONS

Feature	Detail
Brand	Oilsky
Model Name	M501 MP3 MP4 Player
Color	Black
Screen Size	4.7 Inches
Connectivity Technology	Bluetooth, Wi-Fi, Auxiliary, USB
Memory Storage Capacity	80 GB (16GB internal + 64GB TF card)
Special Features	FM Radio, High-Resolution Audio, Video Playback, Voice Recorder, Equalizer
Compatible Devices	Personal Computer
Battery Type	Lithium-polymer
Rechargeable Battery	Yes
Media Type	Micro SD
Item Model Number	M501

Feature	Detail
Date First Available on Amazon.fr	February 24, 2023

WARRANTY AND SUPPORT

This product comes with a manufacturer's warranty of 1 year. For any technical support, warranty claims, or further assistance, please contact Oilsky customer service through the retailer where you purchased the device or visit the official Oilsky website for contact information.

Please retain your proof of purchase for warranty purposes.