

Manuals+

[Q & A](#) | [Deep Search](#) | [Upload](#)

[manuals.plus](#) /

- › [Timex](#) /
- › [Timex Expedition Field TW4B26700 Men's Watch User Manual](#)

Timex TW4B26700UP

Timex Expedition Field TW4B26700 Men's Watch User Manual

Model: TW4B26700UP

PRODUCT OVERVIEW

The Timex Expedition Field TW4B26700 is a robust men's chronograph watch designed for durability and functionality. It features a silver-tone case, a black dial with chronograph sub-dials, and a comfortable green fabric strap. Key features include the Indiglo night-light and water resistance up to 100 meters.





Figure 1: Front view of the Timex Expedition Field TW4B26700 watch, showcasing the black dial, chronograph sub-dials, and green fabric strap.

SETUP AND INITIAL USE

1. Setting Time and Date

1. **Pull the crown out to position 3** (farthest out). This will stop the second hand.
2. **Turn the crown** to set the hour and minute hands. To ensure the AM/PM is correctly set, advance the time until the date changes. If the date changes at noon, you are 12 hours off.
3. **Push the crown in to position 2** (middle position).
4. **Turn the crown** to set the date.
5. **Push the crown back to position 1** (normal operating position) to start the watch.

2. Adjusting the Strap

The watch features a durable fabric strap with a buckle clasp. To adjust, simply thread the strap through the buckle and secure it at a comfortable fit. Ensure the watch is snug but not too tight on your wrist.







Figure 2: Rear view of the watch, illustrating the green fabric strap and the silver-tone buckle mechanism.

OPERATING INSTRUCTIONS

1. Chronograph Function

The chronograph measures elapsed time. It features sub-dials for minutes, seconds, and 1/20th of a second.

- **Start/Stop:** Press the top pusher (A) to start and stop the chronograph.
- **Reset:** With the chronograph stopped, press the bottom pusher (B) to reset all chronograph hands to zero.

2. Indiglo Night-Light

To activate the Indiglo night-light, simply press the crown (pusher at position 1). The entire dial will illuminate for easy reading in low-light conditions.

3. Water Resistance

This watch is water resistant up to 100 meters (330 feet). This makes it suitable for short periods of recreational swimming, but it is **not suitable for diving or snorkeling**. Always ensure the crown is fully pushed in before exposing the watch to water.

MAINTENANCE

1. Cleaning Your Watch

Wipe the watch case and crystal with a soft, damp cloth. For the fabric strap, a mild soap solution and a soft brush can be used, followed by rinsing with clean water and air drying. Avoid harsh chemicals or abrasive materials.

2. Battery Replacement

The watch is powered by a Lithium metal battery (CR2016 Cell). When the watch stops running, it indicates the battery needs replacement. It is recommended to have the battery replaced by a qualified watch technician to ensure proper sealing and maintain water resistance.



Figure 3: Close-up of the watch's stainless steel back case, showing the battery type (CR2016 CELL) and water resistance rating (WR 100 METERS).

3. Water Resistance Care

To maintain water resistance, avoid operating the crown or pushers while the watch is wet or submerged. If the watch is exposed to saltwater, rinse it with fresh water and dry it thoroughly.

TROUBLESHOOTING

Problem	Possible Cause	Solution
Watch not running / Hands not moving	Dead battery; Crown not fully pushed in.	Replace battery (professional service recommended); Push crown fully into position 1.
Date not changing at midnight	AM/PM setting incorrect.	Advance time by 12 hours (see "Setting Time and Date").
Indiglo light not working	Low battery; Malfunction.	Replace battery; Contact Timex support if issue persists after battery replacement.
Chronograph hands not resetting to zero	Needs calibration.	Consult Timex support or a qualified watch technician for calibration.

SPECIFICATIONS

- **Model Number:** TW4B26700UP
- **Case Material:** Silver-tone Brass
- **Case Diameter:** 43 mm
- **Dial Color:** Black
- **Strap Material:** Green Fabric
- **Clasp Type:** Buckle
- **Movement:** Analog Quartz with 6 hands (Hour, Min, Second + 3 sub-dials for Min, Second, 1/20 Sec)
- **Special Features:** Indiglo Night-Light, Quick Date, Chronograph
- **Water Resistance:** 100 meters (330 feet)
- **Battery:** 1 Lithium Metal (CR2016 Cell) - included
- **Package Dimensions:** 9.6 x 7.4 x 5.8 cm
- **Item Weight:** 74.5 grams

WARRANTY AND SUPPORT







For warranty information, please refer to the warranty card included with your purchase or visit the official Timex website. Timex watches typically come with a limited warranty covering manufacturing defects.

For technical support, service, or parts availability, please contact Timex customer service directly. You can find contact details on the Timex official website or through the retailer where the watch was purchased.

Online Resources:

- [Timex Official Website](#)
- [Timex Customer Service](#) (Example link, actual link may vary)



	<p>Timex W-225 Watch User Manual and Features Guide</p> <p>Comprehensive user guide for the Timex W-225 watch, detailing its compass, tide, thermometer functions, operation, maintenance, and safety information. Includes setup instructions and warranty details.</p>
	<p>Руководство по эксплуатации часов Timex</p> <p>Подробное руководство по эксплуатации часов Timex, охватывающее настройку времени, использование хронографа, водонепроницаемость, регулировку браслета и функции подсветки INDIGLO® для различных механизмов Timex.</p>
	<p>Timex Analog Watch User Manual - Features, Settings, and Care</p> <p>Comprehensive user guide for Timex Analog watches, covering setup, features like INDIGLO® Night-Light, water resistance, alarms, perpetual calendar, and maintenance. Available in multiple languages.</p>
	<p>Timex Expedition North Slack Tide User Guide - Setup and Operation</p> <p>Official user guide for the Timex Expedition North Slack Tide watch, covering setup, time and date setting, tide cycle hand adjustment, water resistance, safety precautions, and warranty information.</p>
	<p>Timex Expedition Digital Watch User Manual</p> <p>Comprehensive user manual for the Timex Expedition Digital watch, covering functions, basic operations, time and date settings, alarm, timer, chronograph, INDIGLO night-light, water resistance, and battery information.</p>
	<p>TIMEX W24 Expedition North Tide-Temp-Compass Watch User Guide</p> <p>Comprehensive guide to the TIMEX W24 Expedition North watch, detailing its Tide-Temp-Compass features, water resistancy, usage, and care instructions.</p>