

## Yaheetech YT-613449AQ

# Yaheetech Queen Size Metal Bed Frame Instruction Manual

Model: YT-613449AQ

## PRODUCT OVERVIEW

The Yaheetech Queen Size Metal Bed Frame in Antique Gold is designed to provide a sturdy and stylish foundation for your mattress. Featuring a vintage-inspired headboard and footboard, this bed frame adds a touch of farmhouse charm to any bedroom. Its robust steel construction eliminates the need for a box spring, offering ample under-bed storage space.



A full view of the assembled Yaheetech Queen Size Metal Bed Frame, showcasing its antique gold finish and vintage design.

## SAFETY INFORMATION

---

- Do not load more than 800 pounds on the bed frame.
- Ensure all bolts and screws are securely tightened before use.
- Keep small parts away from children during assembly.

## PACKAGE CONTENTS

---

Your Yaheetech bed frame package includes all necessary components for assembly:

- Headboard
- Footboard
- Slats
- Side Rails

- Support Legs
- Installation Manual
- Hardware and Handy Tools

## ASSEMBLY INSTRUCTIONS


### Before You Begin

All the necessary hardware and tools are included in the package. For a more direct and clearer demonstration, an assembly video is also available.

Official Yaheetech assembly video for the Farmhouse Bed Frame. This video provides a visual guide to the assembly process.

### Step-by-Step Assembly

1. Unpack all components and verify against the parts list in the manual.
2. Attach the headboard and footboard to the side rails using the provided hardware.
3. Secure the L-shaped brackets to reinforce joints for extra stability.



A close-up of the L-shaped brackets used to reinforce the frame's joints, ensuring enhanced stability and durability.

4. Install the metal slats by aiming the metal pipe at the notch and pressing firmly to fix them in place.



An instructional image illustrating the simple process of attaching the metal slats to the designated notches on the bed frame.

5. Ensure all connections are tight and stable.

## PRODUCT FEATURES

### High Headboard & Footboard

The bed frame features an extra-high headboard, perfect for propping up pillows to create a comfortable spot for reading or relaxing. The design includes rounded corners and a smooth surface for enhanced safety and comfort.



A closer look at the decorative elements of the headboard and footboard, highlighting the graceful arches and ball details.

## Ample Under-Bed Storage

With 14.4 inches of clearance, this bed frame offers significant under-bed storage space, allowing you to neatly store items like shoes, bags, or luggage, maximizing your bedroom's utility.





## 13" of Ground Clearance

Make full use of the space under the bed for storage.

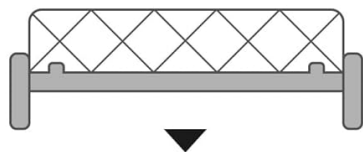
This image shows the generous 14.4-inch clearance beneath the bed frame, ideal for storing various items.

### Sturdy Construction

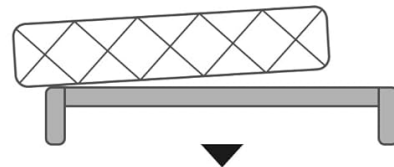
Built with heavy-duty steel side and center rails, 12 built-in metal slats, and 10 support legs, this bed frame provides a maximum weight capacity of 800 lbs. The anti-slip baffles are integrated to prevent the mattress from shifting, ensuring a stable and squeak-free sleeping experience.



Anti-slip baffles prevent the mattress from moving around



✓ No Significant Sliding



✗ Easy Sliding

An image demonstrating the anti-slip baffles designed to keep the mattress securely in place and prevent shifting.

## CARE AND MAINTENANCE

- Wipe with a dry cloth to clean.
- Regularly check and tighten all bolts and screws to maintain stability.
- Avoid using harsh chemicals or abrasive cleaners, as they may damage the finish.

## TROUBLESHOOTING

### Mattress Sliding

- The bed frame is equipped with anti-slip baffles to minimize mattress movement. Ensure the mattress is properly seated within the frame.
- If sliding persists, consider using a non-slip mattress pad between the mattress and the slats.

### Squeaking Noises







- Squeaking can often be resolved by re-tightening all assembly bolts and screws.
- Ensure the bed frame is on a level surface.

## SPECIFICATIONS

Feature	Detail
Size	Queen
Product Dimensions	83"L x 60.5"W x 41"H
Color	Antique Gold
Material	Steel
Finish Type	Powder Coated
Weight Capacity	800 lb
Under-Bed Clearance	14.4 Inches
Assembly Required	Yes
Item Weight	47 pounds





<div data-bbox="129 129 295 360"><p>611805(TWIN)</p><p>1. Please read the instruction manual carefully before assembling the bed. 2. Please make sure the floor is flat and level when assembling the bed. 3. Please do not use the bed for anything other than sleeping. 4. Please do not place anything on the bed that is heavier than the bed frame. 5. Please do not use the bed for anything other than sleeping.</p></div>	<p><a href="#">Yaheetech 611805(TWIN) Bed Frame Assembly Instructions</a></p> <p>Comprehensive assembly instructions for the Yaheetech 611805(TWIN) bed frame. This guide provides step-by-step instructions, parts lists, and important safety information for assembling your new bed.</p>
<div data-bbox="129 495 295 725"><p>IMPORTANT/WICHTIG/ATENCIÓN IMPORTANT/IMPORTANTE</p><p>1. Please read the instruction manual carefully before assembling the bed. 2. Please make sure the floor is flat and level when assembling the bed. 3. Please do not use the bed for anything other than sleeping. 4. Please do not place anything on the bed that is heavier than the bed frame. 5. Please do not use the bed for anything other than sleeping.</p></div>	<p><a href="#">Yaheetech Bed Frame Assembly Instructions</a></p> <p>Comprehensive assembly guide for the Yaheetech Queen Size Metal Platform Bed with Upholstered Headboard. Includes parts list, step-by-step instructions, and safety information.</p>
<div data-bbox="129 779 295 1032"><p>Yaheetech</p><p>614202(135x190&amp;140x200)/ 614060(Full&amp;Queen)</p><p>1. Please read the instruction manual carefully before assembling the bed. 2. Please make sure the floor is flat and level when assembling the bed. 3. Please do not use the bed for anything other than sleeping. 4. Please do not place anything on the bed that is heavier than the bed frame. 5. Please do not use the bed for anything other than sleeping.</p></div>	<p><a href="#">Yaheetech 614202/614060 Bed Frame Assembly Instructions</a></p> <p>Comprehensive assembly guide for the Yaheetech 614202 (135x190 &amp; 140x200) and 614060 (Full &amp; Queen) metal bed frame. Includes detailed steps, parts list, safety warnings, and contact information.</p>
<div data-bbox="129 1095 295 1229"><p>Yaheetech</p><p>611085</p><p>1. Please read the instruction manual carefully before assembling the bed. 2. Please make sure the floor is flat and level when assembling the bed. 3. Please do not use the bed for anything other than sleeping. 4. Please do not place anything on the bed that is heavier than the bed frame. 5. Please do not use the bed for anything other than sleeping.</p></div>	<p><a href="#">Yaheetech Metal Queen Bed Frame Assembly Instructions (Model # 611085)</a></p> <p>Detailed assembly instructions for the Yaheetech Metal Queen Bed Frame (Model # 611085), including parts list, safety warnings, and step-by-step guidance for a smooth setup.</p>
<div data-bbox="129 1305 295 1536"><p>611340</p><p>1. Please read the instruction manual carefully before assembling the bed. 2. Please make sure the floor is flat and level when assembling the bed. 3. Please do not use the bed for anything other than sleeping. 4. Please do not place anything on the bed that is heavier than the bed frame. 5. Please do not use the bed for anything other than sleeping.</p></div>	<p><a href="#">Yaheetech 611340 Bed Frame Assembly Instructions</a></p> <p>Comprehensive guide to assembling the Yaheetech 611340 bed frame. This manual provides step-by-step instructions, parts list, and safety information for easy installation of your metal bed with a wooden headboard.</p>
<div data-bbox="129 1590 295 1843"><p>Yaheetech</p><p>613629(Full)</p><p>1. Please read the instruction manual carefully before assembling the bed. 2. Please make sure the floor is flat and level when assembling the bed. 3. Please do not use the bed for anything other than sleeping. 4. Please do not place anything on the bed that is heavier than the bed frame. 5. Please do not use the bed for anything other than sleeping.</p></div>	<p><a href="#">Yaheetech 613629(Full) Bed Frame Assembly Instructions</a></p> <p>Detailed assembly instructions for the Yaheetech 613629(Full) bed frame, including parts list and step-by-step guidance.</p>