

JOOAN ZG2321M

JOOAN WiFi Security Camera 3MP Instruction Manual

Model: ZG2321M

INTRODUCTION

This manual provides detailed instructions for the installation, operation, and maintenance of your JOOAN WiFi Security Camera 3MP. This camera is designed as an add-on unit for existing JOOAN wireless security camera systems, offering advanced features such as 3MP HD resolution, color night vision, two-way audio, and IP67 weatherproofing. Please read this manual thoroughly before use to ensure proper setup and functionality.

IMPORTANT SAFETY INFORMATION

- Ensure proper power supply (12V 1A adapter) is used. Using an incorrect power adapter may damage the device.
- Do not expose the camera to extreme temperatures outside its operating range (-31°F to 140°F / -35°C to 60°C).
- Avoid direct exposure of the lens to strong sunlight for prolonged periods, as this may cause damage.
- Keep the camera and its components out of reach of children.
- Refer to local regulations for proper disposal of electronic waste at the end of the product's life cycle.

PACKAGE CONTENTS

Please verify that all items are present and in good condition upon opening the package:

- JOOAN WiFi Security Camera 3MP (Model: ZG2321M)
- 12V 1A Power Adapter
- Mounting Screws and Anchors
- Quick Start Guide (This Manual)



The package includes one JOOAN WiFi Security Camera 3MP and its dedicated 12V 1A power adapter. Mounting hardware is also provided for installation.

PRODUCT OVERVIEW

The JOOAN WiFi Security Camera 3MP features a robust design suitable for both indoor and outdoor environments. Understanding its components will aid in proper installation and operation.

WiFi Antenna

Stable WIFI Signal

IP67 Metal Housing

Weatherproof Outdoor

2PCS Floodlights

Uo to 65ft Night Vision

3MP Full HD

Megapixel Lens

2PCS IR LEDs

Uo to 65ft Night Vision

Auto Day/Night

For Detailed Images

MIC



Key components include a stable WiFi antenna for reliable signal, an IP67 rated metal housing for weather resistance, two floodlights and two IR LEDs for enhanced night vision, a 3MP full HD megapixel lens, and a built-in microphone for two-way audio. The camera also features an auto day/night sensor for optimal image capture in varying light conditions.

SETUP GUIDE

1. Initial Pairing with JOOAN NVR System

This camera is an add-on unit and must be paired with a JOOAN NVR (Network Video Recorder) system for initial use. Ensure your NVR is powered on and functioning correctly.



Connect the camera to its 12V 1A power adapter. Locate the reset button if needed for pairing. The camera will automatically attempt to pair with your JOOAN NVR system. Refer to your NVR's manual for specific pairing instructions if automatic pairing fails.

2. Power Connection

The camera requires a continuous power supply. Use only the provided 12V 1A power adapter to prevent damage.



The camera comes with a 3-meter (10ft) power cord for flexible placement. Ensure the power outlet is protected from weather if installed outdoors.

3. Mounting the Camera

The camera can be securely mounted on a wall or ceiling using the included hardware.

Easy to install

Can be Used in Multiple Scenes



Ceiling Mountable



Wall Mountable



house




School



Warehouse



Supermarket



Garage

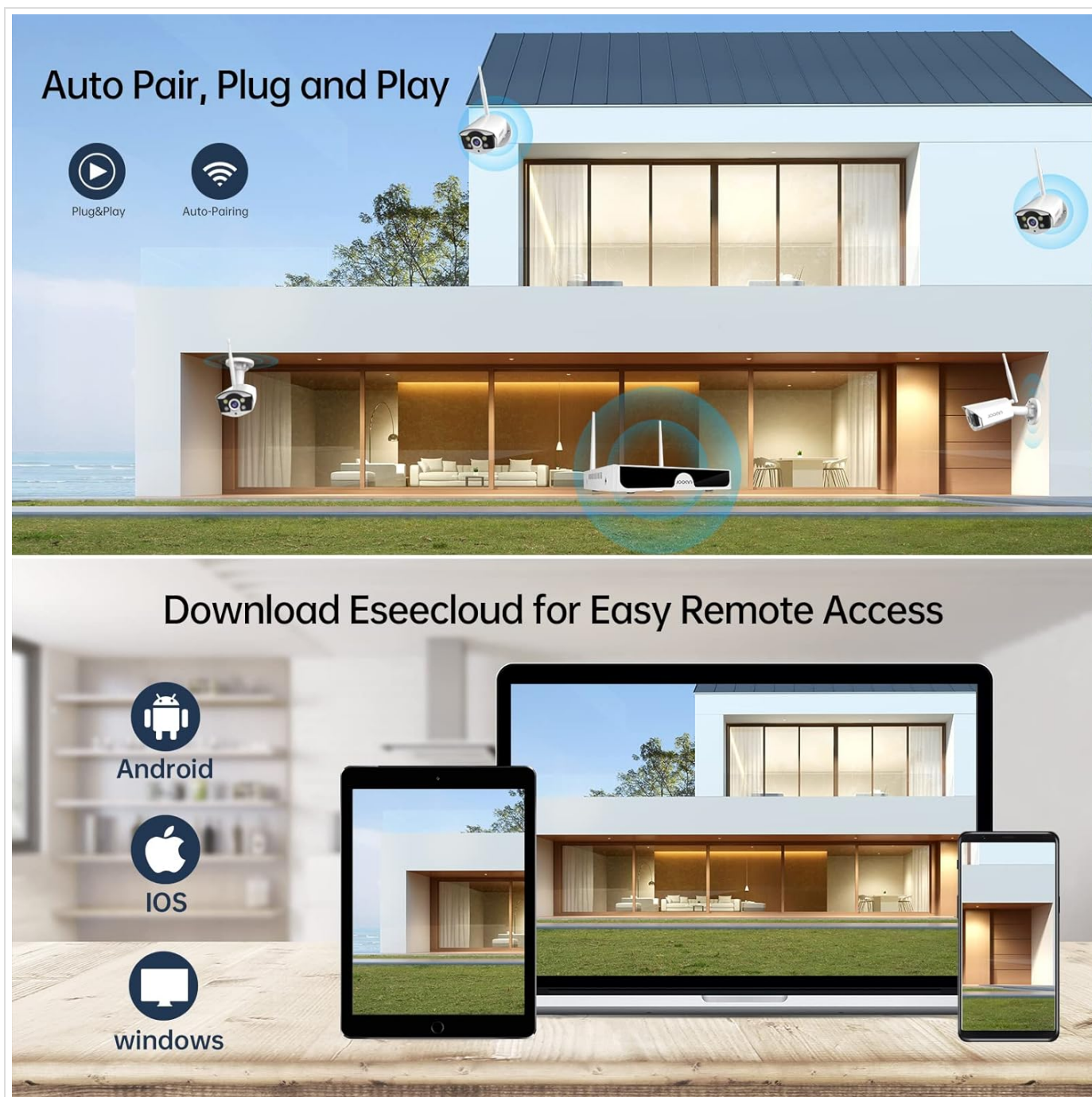


Office

Choose a suitable location that provides the desired viewing angle and is within range of your NVR's WiFi signal. Use the provided screws and anchors to securely fasten the camera's mounting stand. The cables can be threaded through the mounting stands for added protection from vandalism and interference.

4. Remote Access and App Setup

For remote viewing and control of your security system, download the Eseecloud app on your smartphone or computer.



The Eseecloud app is available for Android, iOS, and Windows platforms. Follow the in-app instructions to add your camera system for live view, playback, and receiving alerts. This allows for convenient monitoring from anywhere with an internet connection.

OPERATING INSTRUCTIONS

1. 3MP HD Resolution and Night Vision

The camera captures video in 3MP HD resolution (2304*1296P), providing clearer and sharper details compared to standard 960P/1080P cameras.



Equipped with 2 infrared lights and 2 floodlights, the camera offers both black-and-white night vision and full-color night vision up to 100 feet, even in complete darkness. The auto day/night sensor automatically switches between modes based on ambient light.

2. Two-Way Audio Communication

The built-in microphone and speaker enable convenient two-way audio communication.



2 Way Audio Function



2-Way Talk



Audio Playback



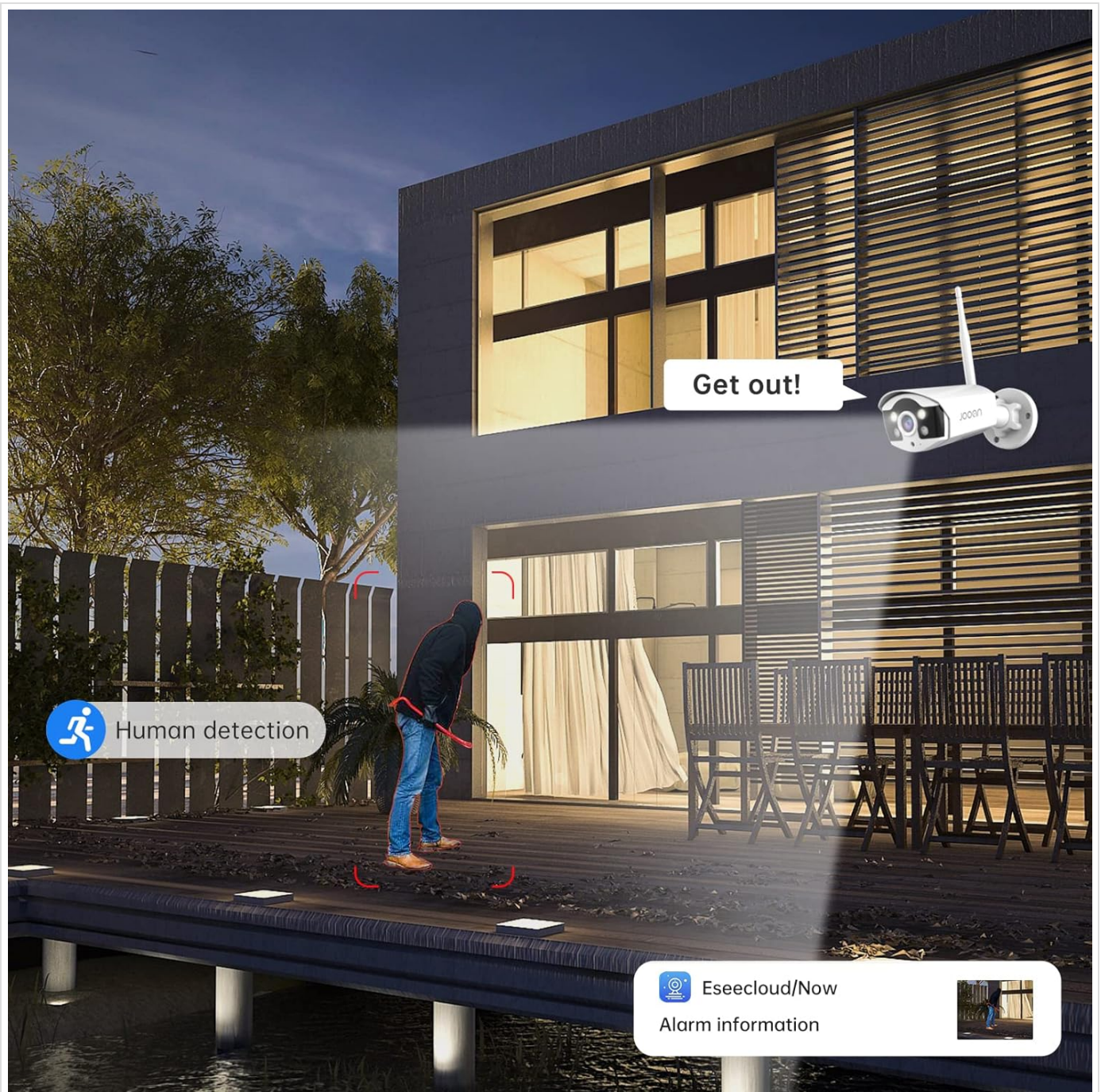
Recording Playback



Use the mobile app to speak through the camera to visitors, delivery personnel, or to deter potential intruders. You can also listen to audio from the camera's location, enhancing your surveillance capabilities.

3. Motion and Human Detection with Alerts

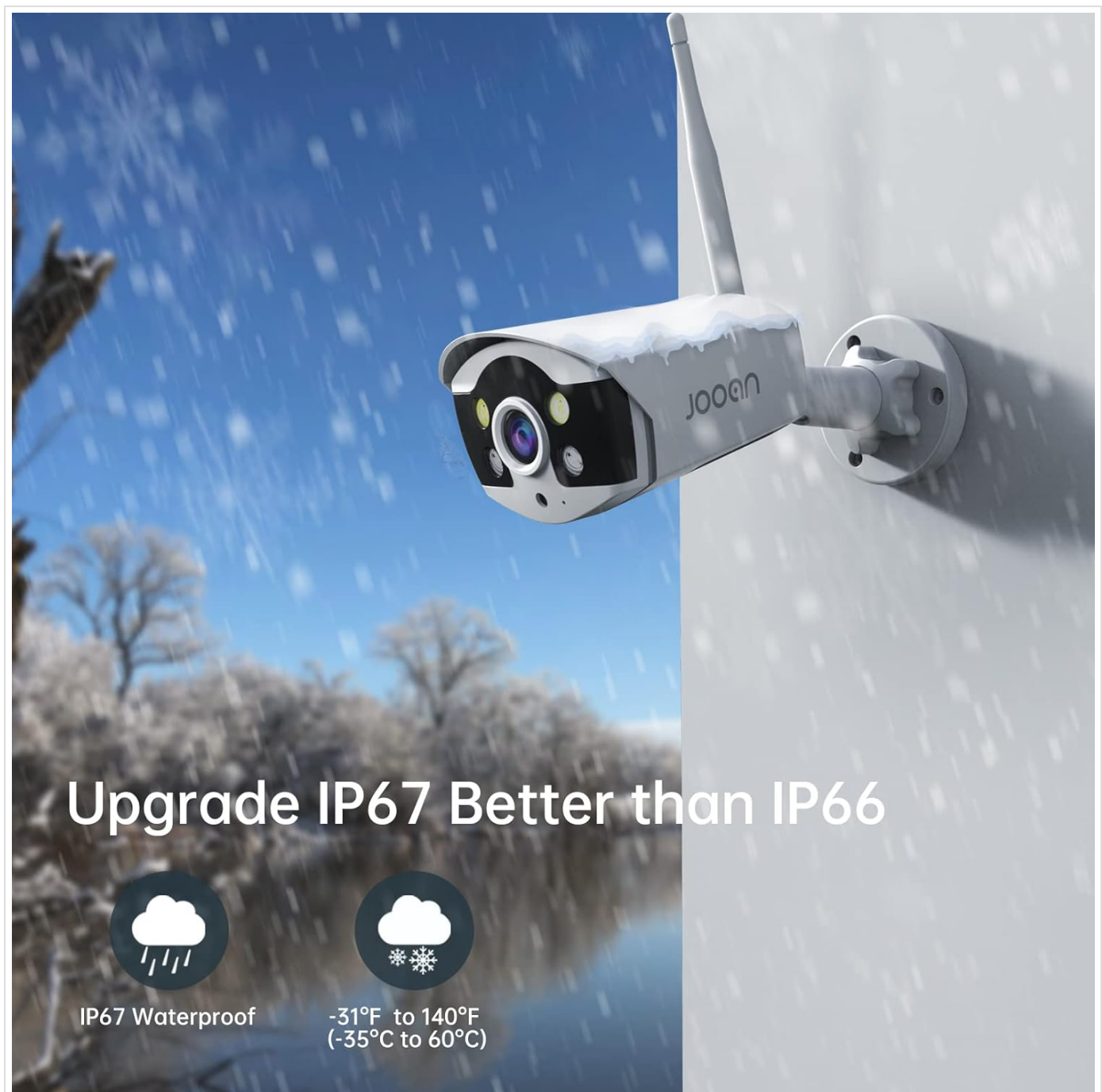
The camera features advanced motion and human detection capabilities to enhance security monitoring.



When motion or a human figure is detected, the camera will trigger alerts and send real-time notifications to your connected device, allowing for immediate awareness and action. Customize detection zones and sensitivity settings within the app.

4. IP67 Weatherproof Design

The camera boasts an IP67 weatherproof rating, ensuring reliable operation in various outdoor conditions.



Upgrade IP67 Better than IP66



IP67 Waterproof



-31°F to 140°F
(-35°C to 60°C)

Constructed with high-quality aluminum materials, the camera is designed to withstand snow, rain, and heat (operating temperature range: -31°F to 140°F / -35°C to 60°C), providing continuous surveillance without compromise.

5. Product Features Video

Your browser does not support the video tag.

This video provides a visual overview of the JOOAN WiFi Security Camera's key features, including its design, night vision capabilities, and human detection functionality.

MAINTENANCE

- **Cleaning:** Regularly clean the camera lens and housing with a soft, dry cloth to ensure clear image quality and prevent dust buildup. Do not use harsh chemicals or abrasive materials.
- **Power Connection Check:** Periodically inspect the power connections to ensure they are secure and free from damage or corrosion, especially for outdoor installations.
- **Firmware Updates:** Keep the camera's firmware updated through the Eseecloud app. Firmware updates often include

performance improvements, new features, and security enhancements.

- **Environmental Considerations:** While IP67 rated, avoid placing the camera in locations prone to direct, prolonged water submersion or extreme physical impact.

TROUBLESHOOTING

If you encounter issues with your JOOAN WiFi Security Camera, please refer to the following common problems and solutions:

Problem	Solution
Camera is offline or no image	Check if the camera is powered on. Verify the WiFi signal strength at the camera's location. Ensure the camera is properly paired with your JOOAN NVR system. Try restarting both the camera and the NVR.
Poor image quality	Clean the camera lens. Ensure there are no obstructions in front of the lens. Check lighting conditions; adjust camera position if necessary. Confirm the camera is operating in 3MP mode via the NVR or app settings.
Two-way audio not working	Check the audio settings in the Eseecloud app. Ensure the microphone and speaker on the camera are not obstructed. Verify volume settings on your mobile device.
No motion alerts received	Ensure motion detection and human detection are enabled in the Eseecloud app settings. Check the detection sensitivity and detection zones. Verify that app notifications are enabled on your mobile device.
Camera not pairing with NVR	Ensure the camera is within range of the NVR's WiFi signal. Press and hold the reset button on the camera for 5-10 seconds to reset it, then attempt pairing again. Consult your NVR's manual for specific pairing procedures.

TECHNICAL SPECIFICATIONS

Feature	Detail
Model Number	ZG2321M
Video Capture Resolution	3 MP (2304*1296P)
Connectivity Protocol	Wi-Fi
Power Source	Corded Electric (12V 1A)
Mounting Type	Wall Mount
International Protection Rating	IP67
Night Vision Range	100 Feet (Color and IR)
Material	Acrylonitrile Butadiene Styrene (ABS)
Indoor/Outdoor Usage	Outdoor
Special Features	Night Vision, Motion Sensor, Human Detection, Two-Way Audio, Floodlights
Controller Type	APP (Eseecloud)
Item Weight	1.3 pounds

Feature	Detail
Package Dimensions	7.68 x 3.5 x 2.95 inches






WARRANTY AND SUPPORT

Your JOOAN WiFi Security Camera comes with a **1-year quality warranty** from the date of purchase.

Lifetime technical support is provided for this product. For any problems, questions, or suggestions regarding your camera or NVR system, please do not hesitate to contact JOOAN customer service directly.

Please refer to the contact details provided on the JOOAN official website ([Visit the JOOAN Store](#)) or within the Eseecloud application for the most up-to-date support information.

Related Documents - ZG2321M

	<p>JOOAN Smart Video Doorbell Installation and User Guide</p> <p>A comprehensive guide to installing and using the JOOAN Smart Video Doorbell, covering setup, Wi-Fi connection, chime pairing, and feature explanations.</p>
	<p>JOOAN Light Bulb Security Camera Quick User Guide</p> <p>A comprehensive guide to setting up and using the JOOAN Light Bulb Security Camera, covering wired and WiFi connections, app usage, playback, installation, troubleshooting, and after-sale services.</p>
	<p>Jooan Wireless Security Camera System Quick User Guide</p> <p>A comprehensive guide to setting up and operating the Jooan Wireless Security Camera System, including NVR and IPC installation, recording, playback, motion detection, email setup, and remote access via PC and mobile devices.</p>
	<p>JOOAN WiFi Camera Quick User Guide</p> <p>A concise guide to setting up and using the JOOAN WiFi Camera, covering installation, network connection (WiFi and wired), app usage, sharing features, playback options, and troubleshooting.</p>
	<p>JOOAN Security Camera Troubleshooting Guide</p> <p>A comprehensive troubleshooting guide for JOOAN security cameras, covering common issues like weak signal, no alarm messages, device unbinding, connection problems, and setup tutorials for Android and iPhone.</p>



WIRELESS KIT
QUICK USER GUIDE



[Jooan Wireless Kit Quick User Guide](#)

A comprehensive quick user guide for the Jooan Wireless Kit, covering installation, setup, operation, and troubleshooting of the NVR and IP cameras.