

GreenLaw GreenLaw Keyboard Case for iPad Air 11-inch (M3/M2) 2025/2024 & Air 4th/5th Gen & iPad Pro 11 inch (1st/2nd/3rd/4th Gen)

GreenLaw Keyboard Case User Manual for iPad Air 11-inch & iPad Pro 11-inch (Blush Pink)

1. INTRODUCTION

This manual provides detailed instructions for the setup, operation, and maintenance of your GreenLaw Keyboard Case. Designed for seamless integration with compatible iPad models, this case enhances your tablet experience with a smart touchpad, 7-color backlit keyboard, and durable, stain-resistant protection.

2. COMPATIBILITY

The GreenLaw Keyboard Case is compatible with the following iPad models:

- iPad Air 11-inch (M3) 2025
- iPad Air 11-inch (M2) 2024
- iPad Air 5th Generation 10.9 inch 2022 (Models: A2588/A2589/A2591)
- iPad Air 4th Generation 10.9 inch 2020 (Models: A2072/A2316/A2324/A2325)
- iPad Pro 11 inch 4th Generation 2022 (Models: A2759/A2435/A2761/A2762)
- iPad Pro 11 inch 3rd Generation 2021 (Models: A2377/A2459/A2301/A2460)
- iPad Pro 11 inch 2nd Generation 2020 (Models: A2228/A2068/A2230/A2231)
- iPad Pro 11 inch 1st Generation 2018 (Models: A1980/A2013/A1934)

NOTE: This case is NOT compatible with iPad Pro 11 Inch M4 (2024).

COMPATIBILITY

⚠ WARNING



✗ It's not compatible
with **M4 Pro 11" (2024)**
A2836, A2837, A3006

Compatible Models

For iPad Air 11-inch (M3,2025)

For iPad Air 11-inch (M2, 2024)

Models: A2902 / A2903 / A2904

For iPad Air 5th 10.9-inch 2022

Models: A2588 / A2589 / A2591

For iPad Air 4th 10.9-inch 2020

Models: A2316 / A2324 / A2325 / A2072

For iPad Pro 11-inch 4th 2022

Models: A2759/A2435/A2761/A2762

For iPad Pro 11-inch 3rd 2021

Models: A2377/A2459/A2301/A2460

For iPad Pro 11-inch 2nd 2020

Models: A2228/A2068/A2230/A2231

For iPad Pro 11-inch 1st 2018

Models: A1980/A2013/A1934/A1979

Figure 2.1: iPad Compatibility Chart. Please verify your iPad model before use.

3. SETUP

3.1 Charging the Keyboard

Before initial use, fully charge the keyboard using the provided USB-C cable. Connect the cable to the charging port on the side of the keyboard and to a compatible USB power source.



Figure 3.1: USB-C Charging Port on the Keyboard.

3.2 Pairing the Keyboard via Bluetooth

1. Ensure the keyboard is charged and powered on.
2. On your iPad, go to **Settings > Bluetooth** and turn Bluetooth on.
3. Press the **FN + C** keys simultaneously on the keyboard to enter pairing mode. The Bluetooth indicator light on the keyboard will begin to blink.
4. On your iPad, select "GreenLaw Keyboard" (or similar name) from the list of available devices.
5. Once connected, the Bluetooth indicator light on the keyboard will stop blinking.

The keyboard supports dual Bluetooth connectivity, allowing connection to two devices simultaneously. To switch between devices, press **FN + Q** for device 1 or **FN + W** for device 2.



Figure 3.2: Dual Channel Bluetooth Connection.

3.3 Inserting the iPad into the Case

Gently align your iPad with the case's protective shell, ensuring the camera cutout and ports match. Press firmly around the edges to secure the iPad in place.



Figure 3.3: iPad securely placed in the GreenLaw Keyboard Case.

4. OPERATING THE KEYBOARD CASE

4.1 Adjustable Backlight

The keyboard features a 7-color backlight with 3 adjustable brightness levels. This allows for comfortable typing in various lighting conditions and adds a personalized touch.

- Press the **light bulb icon key** to cycle through the 7 colors.
- Press **FN + light bulb icon key** to adjust the brightness levels (Low, Mid, High).



Pure light with 3-level
brightness adjustments
(Low - Mid - High)



7-Color Adjustable Backlight

Figure 4.1: Keyboard with 7-Color Adjustable Backlight.

Adjustable Backlight



7 Color Backlight



3 Level Brightness

4.2 Smart Touchpad

The integrated touchpad supports multi-functional gestures, providing a laptop-like experience for navigation and control. It features anti-touch technology for precise input.

- **Single Finger Tap:** Click/Select.
- **Two-Finger Scroll:** Scroll up/down or left/right.
- **Two-Finger Pinch:** Zoom in/out.
- **Three-Finger Swipe Up:** Open App Switcher.
- **Three-Finger Swipe Left/Right:** Switch between open applications.

Smart Touchpad

Multi-touch pad with an active delay of < 35 ms



Slide up/down



Zoom in/out



Switch Apps



Click

Figure 4.3: Smart Touchpad Gestures.

Ultra-Responsive Touchpad

Multi - Touchpad with an active delay of < **35 ms**

GreenLaw Keyboard Case for iPad

 <35ms ⚡

Other Keyboard Case for iPad

 >50 ms



Figure 4.4: Ultra-Responsive Touchpad.

4.3 Upper Pencil Slot

The case includes a dedicated slot at the top for your Apple Pencil, allowing for convenient storage and charging while keeping it secure with your iPad.



Figure 4.5: Upper Pencil Slot for Storage and Charging.

4.4 Detachable Keyboard and Multiple Viewing Angles

The keyboard is magnetically detachable from the case, offering flexibility for various usage scenarios. The case itself provides multiple viewing angles (110°, 120°, 130°) for optimal comfort whether typing, watching, or drawing.

Multi-Angle Adjustment

Find your perfect viewing angle for use,
and enjoy the comfort

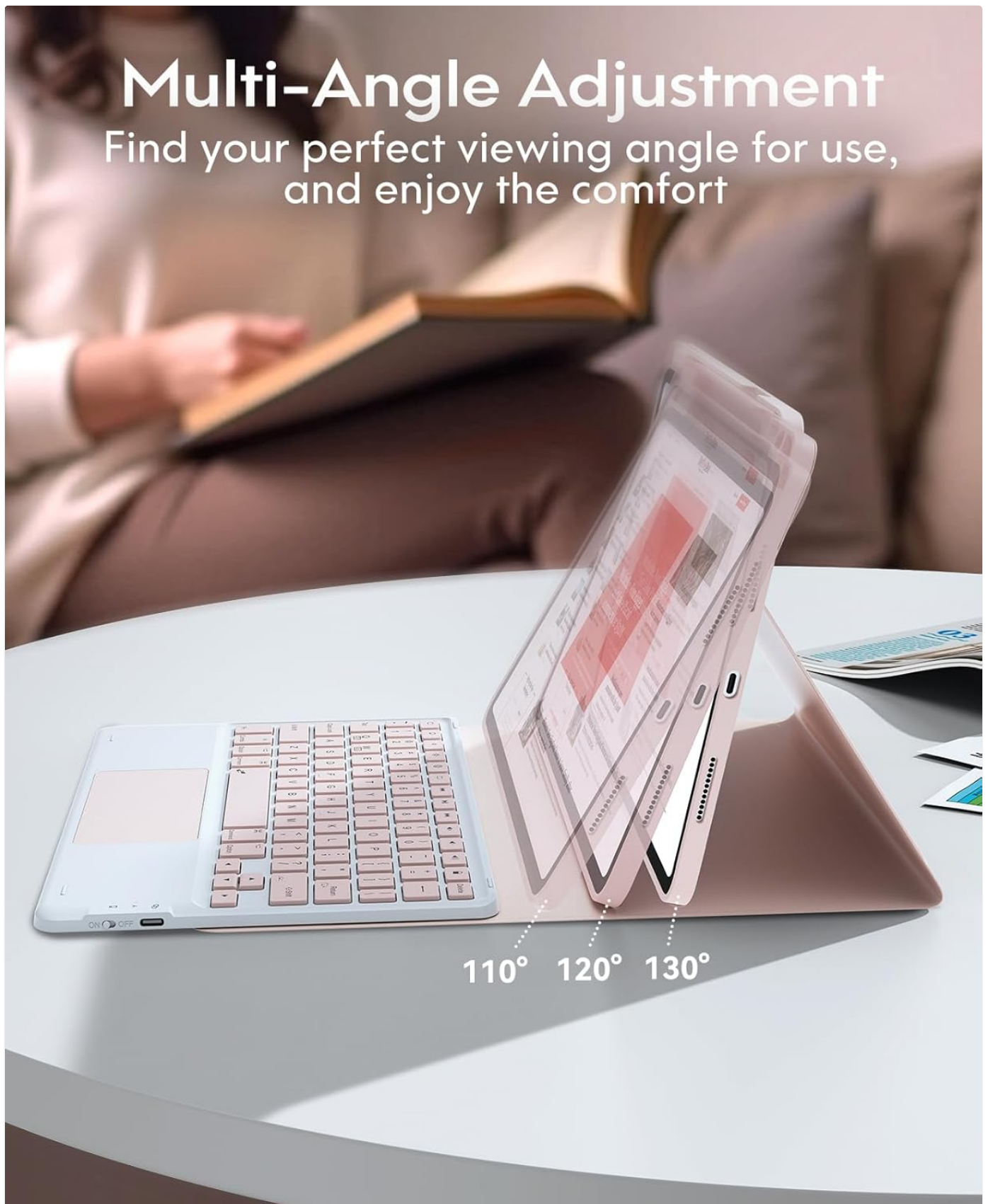


Figure 4.6: Multi-Angle Adjustment for Versatile Use.

Various Scenarios



Figure 4.7: Various Usage Scenarios.

5. MAINTENANCE

5.1 Cleaning the Stain-Resistant Case

The GreenLaw Keyboard Case is made with specially treated dirt-proof leather, designed to resist stains from common contaminants like paint, coffee, juice, and oil. To clean:

1. For liquid spills, gently blot the surface with a clean, dry cloth or paper towel within 5 minutes.
2. For tougher stains, use a slightly damp cloth with mild soap and gently wipe the affected area.
3. Avoid using harsh chemicals or abrasive cleaners, as these may damage the material.
4. Ensure the case is completely dry before reattaching the keyboard or closing the case.

Stain-Resistant PU Leather

Maintaining a spotless appearance effortlessly



Figure 5.1: Stain-Resistant PU Leather Surface.



Figure 5.2: Cleaning the Stain-Resistant Cover.

Your browser does not support the video tag.

Video 5.1: Demonstration of the SKIN/semiSi-tech Cover's stain resistance and ease of cleaning.

6. TROUBLESHOOTING

- **Keyboard not connecting:** Ensure Bluetooth is enabled on your iPad and the keyboard is in pairing mode (FN + C). Check if the keyboard battery is charged.
- **Touchpad not responding:** Verify the keyboard is connected via Bluetooth. Restart both the iPad and the keyboard.
- **Backlight not working:** Ensure the keyboard is powered on. Press the light bulb icon key to activate and cycle through colors. Use FN + light bulb icon key to adjust brightness.
- **Keys not typing correctly:** Check the iPad's language and keyboard settings. Ensure the keyboard is fully charged.
- **iPad not fitting securely:** Double-check your iPad model against the compatibility list. Ensure the iPad is aligned correctly with the case's cutouts.

7. SPECIFICATIONS

Brand	GreenLaw
Compatible Devices	iPad Air 11-inch (M3/M2) 2025/2024, iPad Pro 11" 4th/3rd/2nd/1st Gen. (Not for Pro 11" M4 2024)
Connectivity Technology	Bluetooth
Keyboard Description	Wireless
Special Features	Backlit, Trackpad
Color	Blush Pink (Keyboard backlighting color support: RGB)
Material	Polyurethane Leather, Thermoplastic Polyurethane (TPU)
Item Weight	1.81 pounds

Package Dimensions	10.59 x 8.58 x 1.26 inches
Batteries	1 Lithium Polymer battery required (included)

8. WARRANTY AND SUPPORT






For warranty information, technical support, or any inquiries regarding your GreenLaw Keyboard Case, please refer to the official GreenLaw website or contact customer service through your purchase platform. Keep your proof of purchase for warranty claims.

Visit the official GreenLaw Store: [GreenLaw Store on Amazon](#)



© 2023 GreenLaw. All rights reserved.

Related Documents - GreenLaw Keyboard Case for iPad Air 11-inch (M3/M2) 2025/2024 & Air 4th/5th Gen & iPad Pro 11 inch (1st/2nd/3rd/4th Gen)

	<p>Multi-function Keyboard Case User Manual</p> <p>User manual for the Multi-function Keyboard Case, detailing package contents, user reminders, pairing steps, charging instructions, backlight features, specifications, function keys, indicator lights, touchpad gestures, power saving modes, troubleshooting, and support.</p>
	<p>Greenlaw Keyboard Case User Guide for iPad Pro 11-inch</p> <p>Comprehensive user guide for the Greenlaw Keyboard Case, detailing setup, features, specifications, and troubleshooting for iPad Pro 11-inch (2018 models A1980, A2013, A1934).</p>
	<p>Greenlaw Wireless Keyboard Case for iPad Pro 11-inch (2018) - User Manual and Troubleshooting</p> <p>Comprehensive user guide for the Greenlaw wireless keyboard case compatible with iPad Pro 11-inch (2018 models A1980, A2013, A1934). Includes setup, features, troubleshooting, and product specifications.</p>
	<p>GreenLaw Touchpad Keyboard Manual for Surface Pro</p> <p>Comprehensive user manual for the GreenLaw detachable touchpad keyboard, covering features like pairing, charging, backlighting, function keys, trackpad gestures, specifications, and troubleshooting for Surface Pro devices.</p>
	<p>Logitech Combo Touch & Crayon User Manuals</p> <p>Detailed user guides for the Logitech Combo Touch keyboard case and Logitech Crayon digital pencil, covering setup, features, compatibility, and care for various iPad models.</p>

[illegible]

Comprehensive user manual for the AirSens Active Capacitive Pen for iPad. Learn how to use, charge, and troubleshoot your stylus pen for various compatible iPad models.