

[Manuals.plus](#) /

> [Redragon](#) /

> Redragon K632 PRO Wireless RGB Mechanical Keyboard User Manual

Redragon K632 PRO

Redragon K632 PRO Wireless RGB Mechanical Keyboard User Manual

MODEL: K632 PRO

Product Overview

The Redragon K632 PRO is a versatile 60% compact mechanical keyboard designed for gaming and productivity. It features advanced 3-mode connectivity, low-profile hot-swappable switches, and dedicated multimedia controls.



Image: The Redragon K632 PRO keyboard showcasing its compact layout and RGB backlighting.

- **3-Mode Connection:** Supports USB-C wired, Bluetooth 3.0/5.0, and 2.4 GHz wireless modes for flexible connectivity.
- **Low-Profile Hot-Swap Switches:** Features 100% low-profile hot-swappable switches, allowing for easy customization and maintenance.

- **60% Compact Design:** An ultra-compact 60% layout with 61 keys, weighing approximately 14.8 oz (636g), making it highly portable.
- **Ultra-Thin Profile:** Designed with a low profile from the bottom plate to the keycaps, reducing actuation distance.
- **Practical Features:** Includes 4 on-the-fly macro keys and a dedicated multimedia control area for enhanced usability.

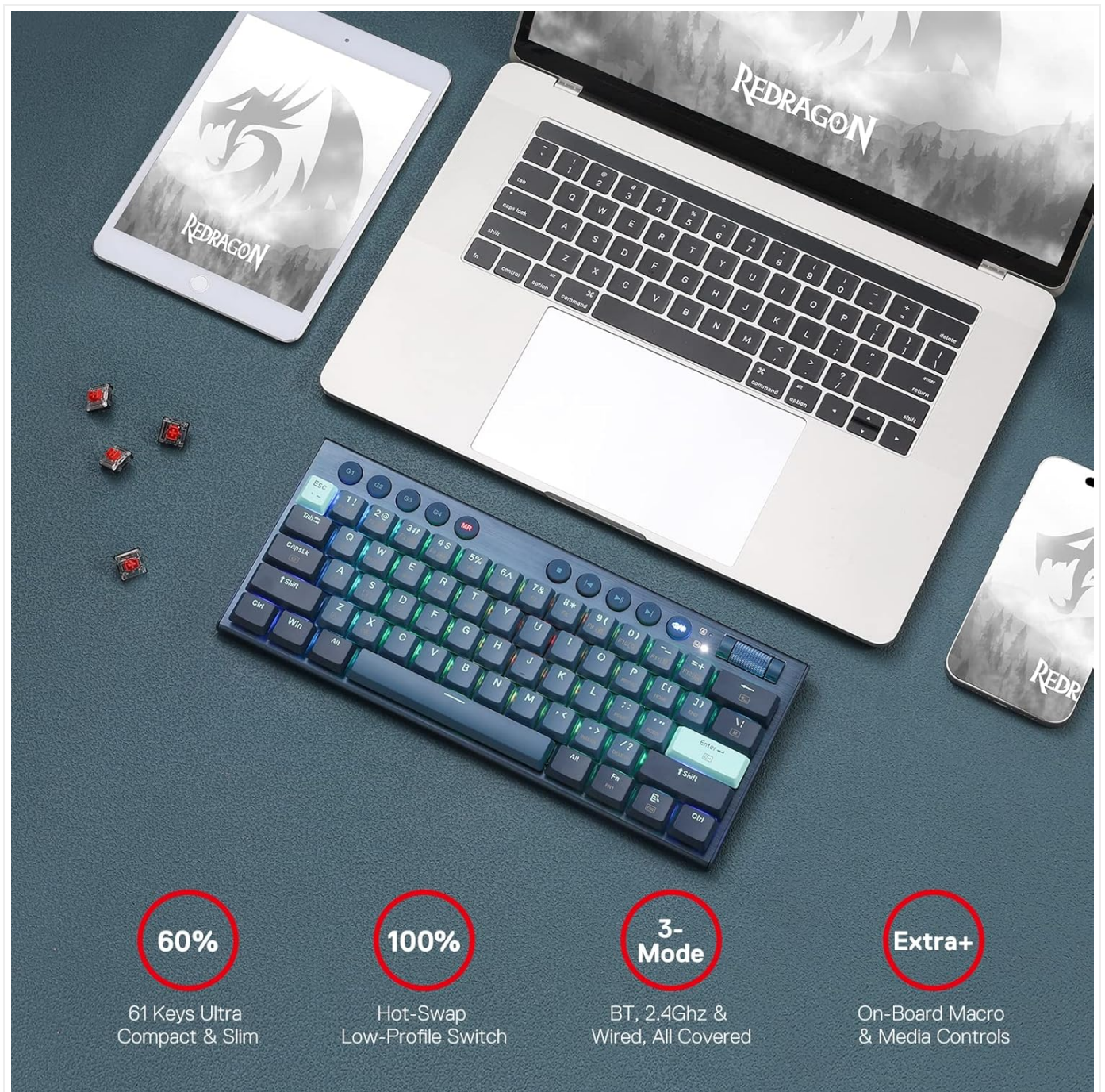


Image: Visual representation of the keyboard's key features: 60% compact, 100% hot-swap low-profile switch, 3-mode connectivity (BT, 2.4Ghz, Wired), and extra on-board macro and media controls.

Built-in Reliable 1600mAh Battery

Get Long-lasting Gaming Supplied

30 Hrs 
RGB Backlit ON

120 Hrs 
RGB Backlit OFF




Image: Illustration highlighting the built-in 1600mAh battery, providing approximately 30 hours with RGB backlight on and 120 hours with RGB backlight off.

Setup Guide

Package Contents:

- Redragon K632 PRO Keyboard
- USB-C Cable

Initial Connection:

1. **Wired Mode:** Connect the keyboard to your device using the provided USB-C cable. The keyboard will automatically switch to wired mode.
2. **2.4 GHz Wireless Mode:** Insert the 2.4 GHz USB dongle into an available USB port on your computer. Press **FN + 4** on the keyboard to activate 2.4 GHz mode. The 'M' indicator light will turn green.

3. Bluetooth Mode (BT1, BT2, BT3):

- Press **FN + 1** (for BT1), **FN + 2** (for BT2), or **FN + 3** (for BT3) to select a Bluetooth channel. The 'M' indicator light will show blue (BT1), cyan (BT2), or violet (BT3).
- Hold **FN + 1/2/3** for 3 seconds until the 'M' indicator light flashes rapidly, indicating pairing mode.
- On your device, search for Bluetooth devices and select "Redragon K632 PRO" to connect. The 'M' indicator light will become solid when connected.



Image: Demonstrates the 3-mode connection options, including the USB dongle for 2.4 GHz wireless and the USB-C port for wired connection.

Operating Instructions

Mode Switching:

- To switch between connected devices or modes, press **FN + 1/2/3** for Bluetooth modes, **FN + 4** for 2.4 GHz wireless mode, or **FN + 5** for wired USB mode.

- The 'M' indicator light will change color to reflect the current mode: Blue (BT1, BT2, BT3), Green (2.4G), White (USB Wired).

Multimedia Controls and Macro Keys:

The keyboard features dedicated multimedia controls and 4 on-the-fly macro keys (G1-G4) for quick access to functions without software.

- Use the dedicated multimedia control area for volume adjustment and media playback.
- Refer to the keyboard's specific key legends for multimedia functions (e.g., play/pause, next track, previous track).



Image: Overhead view of the keyboard highlighting the 60% layout, the 4 macro keys (G1-G4), and the dedicated media controls.

RGB Backlighting:

The keyboard features customizable RGB backlighting. Use the designated function keys (often combined with FN) to cycle through lighting modes, adjust brightness, and change colors.

WASD and Arrow Key Functionality:

To toggle the functionality of the WASD keys between their standard input and arrow key functions, press **FN + W**. Press again to restore the original function.

Maintenance

Cleaning:

- Regularly clean the keyboard with a soft, dry cloth.
- For deeper cleaning, use compressed air to remove dust and debris from between the keycaps.
- Avoid using harsh chemicals or abrasive materials.

Hot-Swappable Switches:

The Redragon K632 PRO features hot-swappable low-profile switches, allowing you to easily replace switches without soldering.

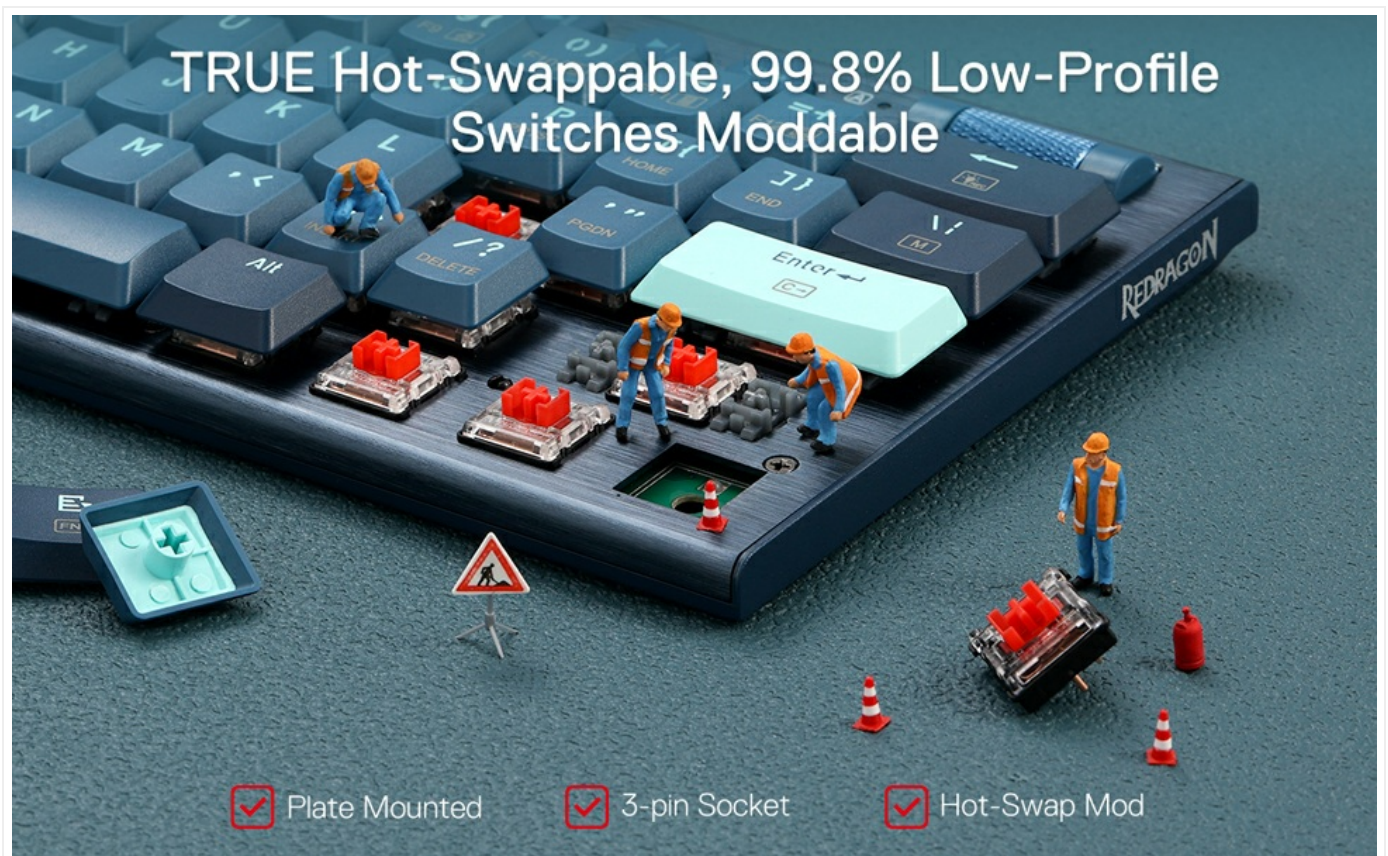


Image: Close-up view of the keyboard demonstrating the hot-swappable low-profile switches, showing the plate-mounted design and 3-pin socket.

- Use a switch puller tool (not included unless specified in package) to carefully remove switches.
- Align new low-profile switches with the sockets and press firmly until they click into place. Ensure pins are not bent.

Mixed Color Low-Profile Keycaps

Ultimate Thin & Durability




Image: Detailed view of the mixed color low-profile keycaps, illustrating their ultimate thinness and durability compared to traditional keycaps.

Troubleshooting

Common Issues and Solutions:

- **Keyboard not responding:** Ensure the correct connection mode (wired, 2.4G, or Bluetooth) is selected. Check battery level if in wireless mode.
- **'M' indicator light flashing red:** This indicates a low battery level. Connect the USB-C cable to charge the keyboard. The 'M' indicator will turn red during charging and return to the current mode's color when fully charged.
- **Keyboard enters sleep mode when off:** If the keyboard is still in wireless mode (even when powered off), it may enter sleep. Press **FN + 5** to switch to wired USB mode to prevent the backlight from turning off.
- **WASD keys function as arrow keys:** Press **FN + W** to toggle the WASD keys back to their standard input function.
- **Bluetooth connection issues:** Ensure the keyboard is in pairing mode (rapidly flashing 'M' indicator). Remove the keyboard from your device's Bluetooth list and attempt to re-pair.

Specifications

Brand	Redragon
Model	K632 PRO
Connectivity Technology	USB-C Wired, Bluetooth (3.0/5.0), 2.4 GHz Wireless
Keyboard Description	Gaming, Mechanical
Number of Keys	61
Backlight	RGB
Battery Type	Lithium Polymer
Battery Capacity	1600mAh (approx.)
Dimensions	30.51 x 16.69 x 3.51 cm (approx.)
Weight	636 g (approx.)
Compatible Devices	PC, Laptop, Tablet

Warranty and Support

For information regarding warranty coverage and technical support, please refer to the official Redragon website or contact their customer service directly. Warranty terms may vary by region and retailer.

It is recommended to keep your purchase receipt as proof of purchase for any warranty claims.

