

IKEA IK.993.990.05

IKEA VIMLE 2-Seater Sofa Instruction Manual

Model: IK.993.990.05

1. INTRODUCTION

This manual provides detailed instructions for the assembly, use, and maintenance of your IKEA VIMLE 2-seater sofa. Please read all instructions carefully before assembly and use to ensure proper function and longevity of your product.

The IKEA VIMLE sofa is designed for comfort and versatility, featuring a modular design and durable fabric upholstery. Its compact size makes it suitable for various living spaces.



Figure 1: The IKEA VIMLE 2-seater sofa in beige. This image shows the overall appearance of the assembled sofa, highlighting its clean lines and neutral color.



Figure 2: The IKEA VIMLE 2-seater sofa positioned in a modern living room. This image illustrates the sofa's aesthetic integration into a home environment.

2. SETUP AND ASSEMBLY

The IKEA VIMLE 2-seater sofa requires assembly. Please ensure all components are present before beginning. It is recommended to assemble the sofa with at least two people.

2.1 Unpacking and Part Identification

- Carefully unpack all boxes and lay out the components on a clean, soft surface to prevent scratches.
- Refer to the included assembly diagram (not provided in this manual) to identify all parts and hardware.
- Ensure all screws, bolts, and tools (if provided) are accounted for.

2.2 Assembly Steps

1. Begin by attaching the armrests to the main frame. Ensure all connections are secure.

2. Assemble the base structure, ensuring all support beams are correctly aligned and fastened.
3. Attach the sofa legs to the base.
4. Place the seat cushions and back cushions onto the assembled frame.
5. Verify all connections are tight and the sofa is stable before use.



Figure 3: A cutaway view illustrating the internal construction of the VIMLE sofa, showing the frame, cushioning layers, and leg attachment points. This provides insight into the structural components during assembly.

3. OPERATING INSTRUCTIONS

The IKEA VIMLE 2-seater sofa is designed for comfortable seating. Its modular nature allows for flexibility in arrangement.

3.1 General Use

- Use the sofa for sitting and lounging. Avoid standing or jumping on the sofa to prevent damage to the frame and upholstery.

- Distribute weight evenly across the seating area.

3.2 Modular Features

The VIMLE series is modular, meaning this 2-seater unit can be combined with other VIMLE sections (sold separately) to create larger or different configurations. Refer to the specific assembly instructions for combining modules if you expand your sofa system.

4. CARE AND MAINTENANCE

Proper care and maintenance will extend the life and appearance of your IKEA VIMLE sofa.

4.1 Fabric Upholstery Care

- **Regular Cleaning:** Vacuum the sofa regularly with a soft brush nozzle to remove dust and loose particles.
- **Spot Cleaning:** For minor spills, immediately blot with a clean, damp cloth. Avoid rubbing, which can spread the stain. Use a mild fabric cleaner if necessary, testing on an inconspicuous area first.
- **Removable Covers:** The cushion covers are removable for cleaning. Check the care label inside the cover for specific washing instructions (e.g., machine wash cold, do not bleach, tumble dry low, iron low).



Figure 4: A detailed close-up of the VIMLE sofa's beige fabric upholstery. This image highlights the texture and weave of the material, which is important for understanding cleaning instructions.



Figure 5: A close-up of the zipper on a VIMLE sofa cushion cover. This indicates that the covers are removable for cleaning, a key feature for maintenance.

4.2 Cushion Care

- Fluff and rotate seat and back cushions regularly to maintain their shape and even out wear.

4.3 Frame and Legs

- Wipe the sofa legs and visible frame parts with a damp cloth.
- Periodically check and tighten any loose screws or bolts to ensure stability.

5. TROUBLESHOOTING

This section addresses common issues you might encounter with your VIMLE sofa.

5.1 Sofa Feels Unstable

- **Solution:** Check all assembly connections. Ensure all screws and bolts are securely tightened. Verify that the sofa legs are firmly attached and level on the floor.

5.2 Cushions Losing Shape

- **Solution:** Regularly fluff and rotate the seat and back cushions. This helps to redistribute the filling and maintain their original form.

5.3 Fabric Stains

- **Solution:** Refer to the spot cleaning instructions in Section 4.1. For stubborn stains, consider professional upholstery cleaning.

6. PRODUCT SPECIFICATIONS

Detailed dimensions and material information for the IKEA VIMLE 2-seater sofa.

Feature	Specification
Model Number	IK.993.990.05
Brand	IKEA
Color	Beige
Material	Fabric
Overall Width	171 cm (67 3/8")
Overall Depth	98 cm (38 5/8")
Height with Back Cushions	83 cm (32 5/8")
Backrest Height	68 cm (26 3/4")
Seat Width	141 cm
Seat Depth	55 cm (21 5/8")
Seat Height	48 cm (18 7/8")
Armrest Width	15 cm (5 7/8")
Free Height Under Furniture	6 cm (2 3/8")
Number of Seating Places	2
Assembly Required	Yes
Special Features	Modular, Small feet

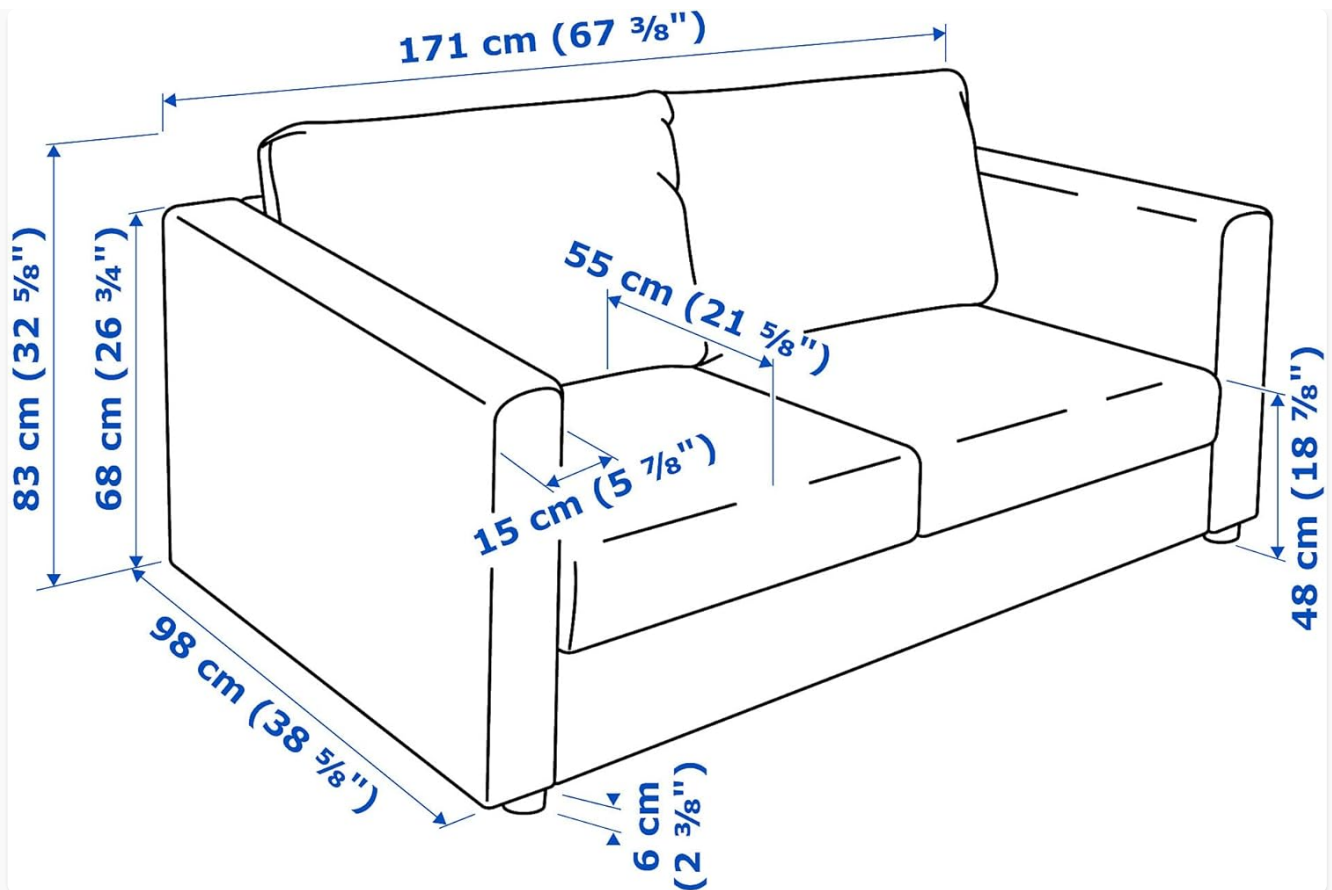


Figure 6: A detailed diagram illustrating all key dimensions of the IKEA VIMLE 2-seater sofa in both centimeters and inches, providing a comprehensive overview of its size.


7. WARRANTY AND SUPPORT






For information regarding warranty coverage, please refer to the purchase documentation or contact IKEA customer service directly. Information on spare parts availability for this specific model is currently unavailable.

For further assistance, product support, or to report any issues, please contact IKEA customer service through their official website or local store.

© 2023 IKEA. All rights reserved. This manual is for informational purposes only.

Related Documents - IK.993.990.05

	<p>IKEA VIMLE Sofas: Modular Configurations and Fabric Options</p> <p>Explore the versatile IKEA VIMLE sofa system, designed by Ehlén Johansson. This guide details various modular configurations, including armchairs, 2-seater, 3-seater, corner sofas, sofa beds, and chaise longue options. Learn about dimensions, available fabric (Gunnared, Hallarp, Saxemara) and leather (Grann/Bomstad) options, and practical features like integrated storage. Includes information on fabric durability, care, and how to convert sofa beds.</p>
---	---

	<p>IKEA LANDSKRONA Sofa Series - Buyer's Guide</p> <p>Discover the versatile IKEA LANDSKRONA sofa series, offering modular configurations, various upholstery options, and leg choices. This guide details dimensions, pricing, material care, and IKEA services for the LANDSKRONA collection.</p>
	<p>VINLIDEN Sofa Series - IKEA</p> <p>Explore the VINLIDEN sofa series from IKEA, featuring comfortable and durable seating options with removable and washable covers. Available in various configurations like two-seater, three-seater, and three-seater with chaise longue, in different fabric options.</p>
	<p>IKEA VIMLE Modular Sofa Assembly Instructions</p> <p>A comprehensive guide detailing the assembly of the IKEA VIMLE modular sofa system, including hardware identification and step-by-step instructions for various configurations.</p>
	<p>IKEA VIMLE Sofa Series: Configurations, Prices, and Features</p> <p>Explore the versatile IKEA VIMLE sofa series. Discover various configurations, fabric options, dimensions, prices, and care instructions for creating your ideal living room. Learn about the modular design, durability, and available IKEA services.</p>
	<p>VIMLE 2-Seat Section Assembly Instructions</p> <p>Assembly instructions for the IKEA VIMLE 2-seat section, detailing the steps and parts required for construction.</p>