

**Ikea IK.092.413.35**

# Ikea SONGESAND Bed Frame with 4 Storage Boxes User Manual

Model: IK.092.413.35

## INTRODUCTION

This manual provides essential information for the safe and effective use of your Ikea SONGESAND Bed Frame with 4 Storage Boxes. Please read these instructions carefully before assembly and use, and retain them for future reference.



Image: The Ikea SONGESAND bed frame in white, featuring a headboard and a base with integrated storage drawers. One drawer is partially open, revealing its capacity. The bed is fitted with a white mattress and bedding.

## SAFETY INFORMATION

**WARNING:**

- Ensure the bed frame is assembled correctly according to the manufacturer's instructions to prevent misalignment or the risk of falling.
- Regularly check all fasteners and connections to ensure they remain tight.
- Do not allow children to play unsupervised around or on the bed frame, especially with the storage drawers.
- Distribute weight evenly on the bed frame.

## PRODUCT FEATURES

- **Classic Design:** A timeless bed frame design that complements various bedroom styles.
- **Integrated Storage:** Four large storage boxes provide ample hidden space under the bed for duvets, pillows, and linens.
- **Easy Access Storage:** Storage boxes are equipped with casters for smooth rolling and easy access.
- **Adjustable Bed Sides:** Allows for the use of mattresses of varying thicknesses.
- **Robust Construction:** Features soft profiled edges and high legs for durability and stability.



Image: A close-up view of one of the SONGESAND bed frame's storage drawers, fully extended and organized with various folded textiles, including sheets, blankets, and clothing items.

## SETUP AND ASSEMBLY

The Ikea SONGESAND Bed Frame requires assembly. Please refer to the separate assembly instructions provided with your product for detailed, step-by-step guidance. Ensure all components are present before beginning assembly.

1. Unpack all components and verify against the parts list in the assembly manual.
2. Assemble the headboard and footboard sections as instructed.
3. Attach the side rails, ensuring they are securely fastened.
4. Install the bed slats (Leirsund) into the frame. The adjustable bed sides allow you to set the mattress height.
5. Assemble the four storage boxes and insert them under the bed frame.
6. Ensure all screws and fittings are tightened securely.



Image: A detailed view of the bed slat system, showing the wooden slats secured within plastic holders, which are attached to the bed frame's side rail. This illustrates the support structure for the mattress.

## OPERATING THE STORAGE BOXES

The SONGESAND bed frame includes four integrated storage boxes designed for convenient access.

- To open: Gently pull the handle on the front of the storage box. The casters will allow it to roll out smoothly.



- To close: Push the storage box back into the space under the bed until it is fully aligned with the bed frame.
- The combination includes both narrow and wide boxes, allowing for organized storage of different items.



Image: A single storage drawer from the SONGESAND bed frame, pulled out to reveal a folded grey blanket stored inside. This demonstrates the practical use of the under-bed storage.

## MAINTENANCE AND CARE

To ensure the longevity and appearance of your bed frame, follow these simple care instructions:

- **Cleaning:** Wipe the bed frame and storage boxes with a dry cloth. For stubborn marks, a damp cloth with a mild cleaner can be used, followed by immediate drying.
- **Inspection:** Periodically check all screws and fittings and re-tighten if necessary.
- **Avoid Moisture:** Protect the wooden components from excessive moisture.
- **Sunlight Exposure:** Prolonged exposure to direct sunlight may cause fading or discoloration over time.

## TROUBLESHOOTING

Problem	Possible Cause	Solution
Bed frame squeaks	Loose connections, uneven floor, worn slats.	Tighten all screws and bolts. Ensure the bed is on a level surface. Inspect slats for damage.
Storage box does not roll smoothly	Obstruction under the bed, damaged casters, uneven floor.	Check for objects blocking the casters. Clean casters. Inspect casters for damage.
Bed frame feels unstable	Incomplete assembly, loose fasteners.	Review assembly instructions. Tighten all connections.

## SPECIFICATIONS











Attribute	Detail
Brand	Ikea
Model Number	IK.092.413.35
Product Name	SONGESAND Bed Frame with 4 Storage Boxes
Dimensions	140 x 200 cm (Bed Frame)
Color	White
Material	Wood
Special Features	Adjustable, Robust
Components Included	Bed frame, 4 storage boxes, casters
Compatible Mattress Size	Queen (Note: Product title states 140x200cm, which is typically a European double/small king. Please verify mattress compatibility.)
Care Instructions	Wipe with a dry cloth

## WARRANTY INFORMATION

Specific warranty details for the Ikea SONGESAND Bed Frame are not provided in this manual. Please refer to your purchase receipt or contact Ikea customer service for information regarding warranty coverage.

## CUSTOMER SUPPORT

For further assistance, missing parts, or specific assembly questions, please contact Ikea customer support. Contact details can typically be found on the Ikea website or your purchase documentation.

<p>Bed frames</p>  <p>Discover the wide range of bed frames at IKEA. From simple and functional to modern and luxurious, we have a bed frame to suit every taste and budget. Explore our collection of bed frames, including upholstered, storage, daybeds, loft beds, and bunk beds. Find dimensions, prices, and assembly services for your perfect bedroom setup.</p> 	<p><a href="#">IKEA Bed Frame Buying Guide: Styles, Sizes, and Services</a></p> <p>Explore IKEA's comprehensive buying guide for bed frames, including upholstered, storage, daybeds, loft beds, and bunk beds. Find dimensions, prices, and assembly services for your perfect bedroom setup.</p>
	<p><a href="#">Care and Stability Instructions for IKEA Bed Frames</a></p> <p>This document provides essential care and stability instructions for various IKEA bed frames, translated into multiple languages. Learn how to clean and maintain your bed frame for optimal stability and longevity.</p>
<p>LEIRSUND</p>  	<p><a href="#">IKEA LEIRSUND Slatted Bed Base Assembly Instructions</a></p> <p>Step-by-step assembly guide for the IKEA LEIRSUND slatted bed base, including parts list and assembly diagrams.</p>
<p>LEIRSUND</p>  	<p><a href="#">IKEA LEIRSUND Slatted Bed Base Assembly Instructions</a></p> <p>Detailed assembly instructions for the IKEA LEIRSUND slatted bed base, including parts list and step-by-step guidance.</p>
<p>LEIRSUND</p>  	<p><a href="#">LEIRSUND Slatted Bed Base Assembly Instructions</a></p> <p>Step-by-step assembly guide for the IKEA LEIRSUND slatted bed base, including parts list and assembly diagrams.</p>
	<p><a href="#">IKEA Malm Bed Frame Review: Features, Assembly, and Customer Feedback</a></p> <p>A comprehensive review of the IKEA Malm bed frame, covering its design, assembly process, customer experiences (both positive and negative), specifications, and care instructions. Learn if the Malm bed frame is the right choice for your bedroom.</p>