

SEVEN WARRIOR B0BW856K8G

SEVEN WARRIOR L Shaped Gaming Desk User Manual

Model: B0BW856K8G
Brand: SEVEN WARRIOR

1. INTRODUCTION

This manual provides detailed instructions for the assembly, operation, and maintenance of your SEVEN WARRIOR L Shaped Gaming Desk. Designed for versatility and functionality, this desk features a reversible L-shaped or long double desk configuration, integrated LED lighting, and a powerful charging station. Please read this manual thoroughly before beginning assembly or use to ensure proper setup and safe operation.

2. SAFETY INFORMATION

To ensure safe use and prevent damage, please adhere to the following safety guidelines:

- Ensure all components are properly assembled and tightened before use.
- Do not exceed the maximum recommended load of 176 pounds (approximately 79.8 kg) on the desk surface.
- Exercise caution when handling heavy items during setup and while placing equipment on the desk.
- Keep liquids away from the integrated power outlets and electronic components.
- Periodically check all connections and fasteners to ensure they remain secure.

3. PACKAGE CONTENTS

Verify that all the following components are included in your package:

- Gaming Desk Components (tabletops, legs, frames)
- LED Light Strip
- Cup Holder
- Headphone Hook Holder
- Installation Tool (Allen wrench, screwdriver, etc.)

- All necessary screws and fasteners

4. SETUP AND ASSEMBLY

Assembly of the SEVEN WARRIOR L Shaped Gaming Desk requires careful attention to detail. It is recommended to have two people for easier and safer assembly.

4.1 Desk Configuration

The desk offers a reversible L-shaped configuration or can be transformed into a long double desk. Plan your desired layout before starting assembly.

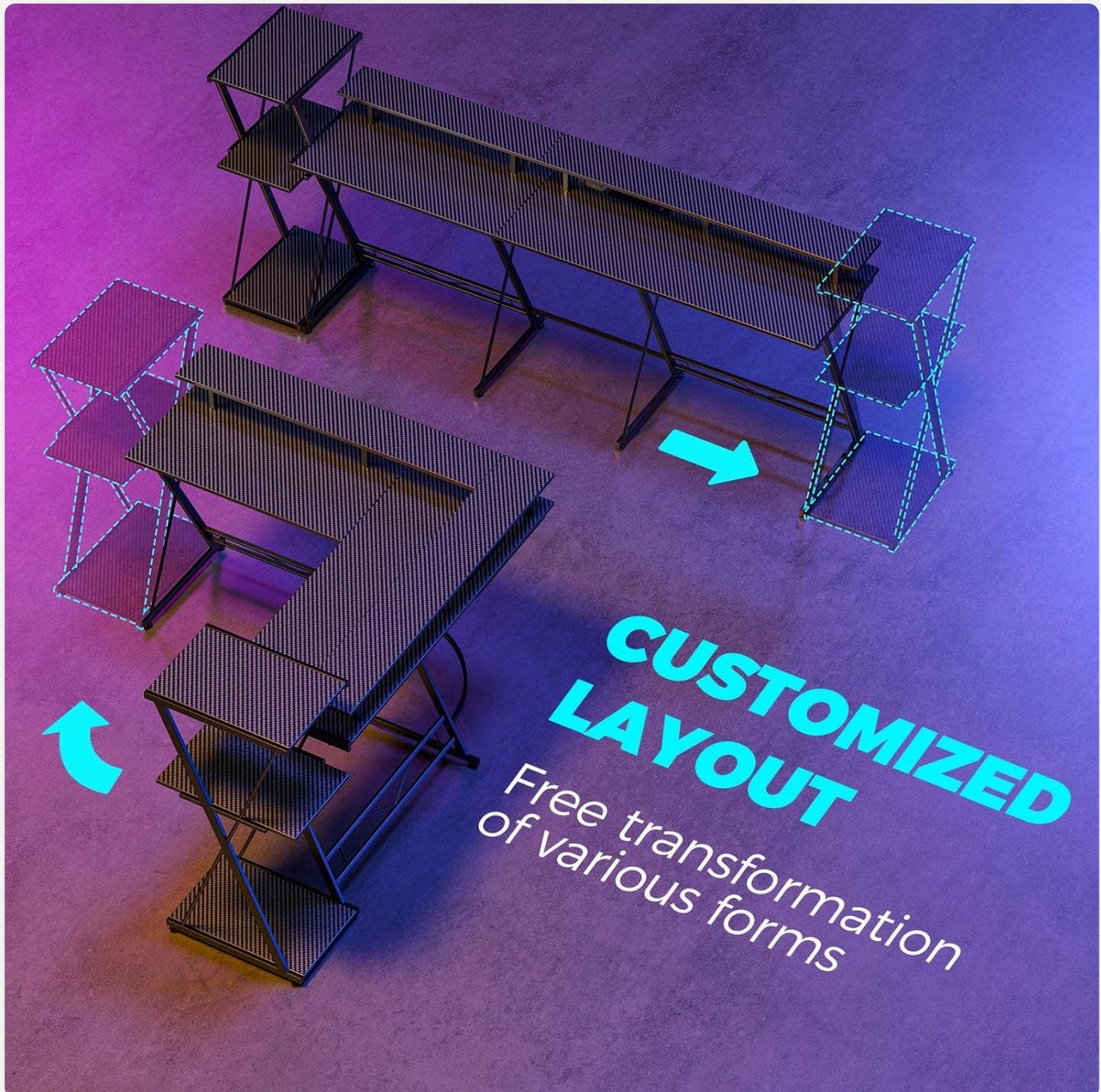


Figure 4.1: Customized Layout Options. The desk can be configured as an L-shape or a long straight desk to suit your space.

4.2 Dimensions and Weight Capacity

Refer to the dimension diagram for precise measurements and weight distribution limits for both configurations.

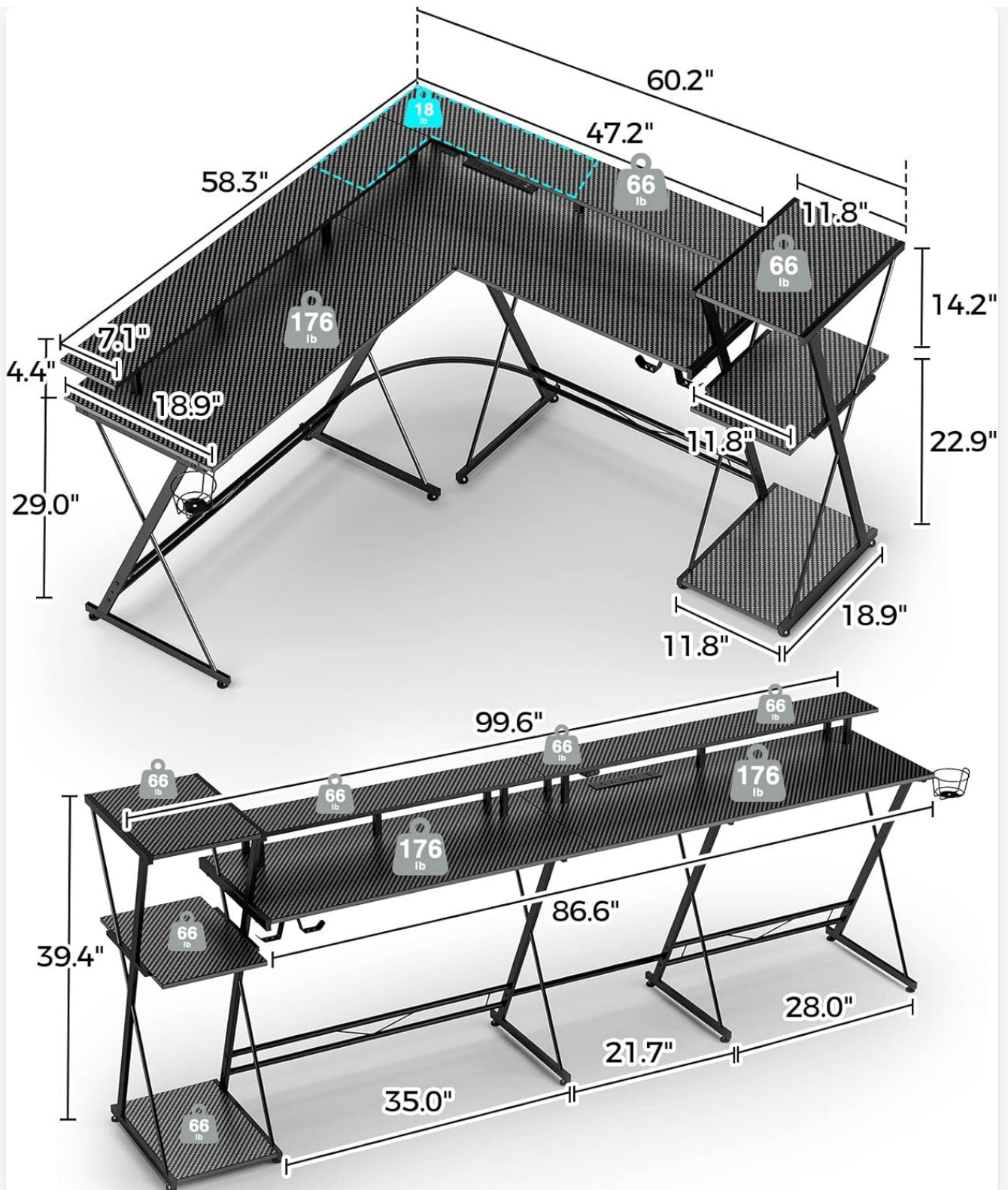


Figure 4.2: Desk Dimensions and Weight Capacities. This image illustrates the measurements for both the L-shaped and straight desk setups, along with the maximum weight each section can support.

4.3 Key Features Integration

During assembly, integrate the following features as per the detailed instructions provided in your product's assembly guide:

- **Monitor Stand:** The full monitor stand provides an elevated surface for your display, promoting better posture.



Figure 4.3.1: Monitor Stand. A raised platform designed to elevate your monitor for improved ergonomics.

- **3-Tier Storage Shelves:** These shelves can be placed on either the left or right side of the desk, offering ample space for your computer, pads, books, and other supplies.



Figure 4.3.2: 3-Tier Storage Shelves. Provides convenient vertical storage for various items, keeping your workspace organized.

- **Cup Holder:** Attach the cup holder to keep your beverages secure and within easy reach.



Figure 4.3.3: Cup Holder. A practical accessory to securely hold your drink, preventing spills on the desk surface.

- **Headphone Hook:** Install the headphone hook to conveniently store your headphones.



Figure 4.3.4: Headphone Hook. A convenient hook to hang your headphones, keeping them off the desk and easily accessible.

5. OPERATING INSTRUCTIONS

5.1 LED Lights Operation

The gaming desk features RGB LED lights with various modes and app control for a customizable ambiance.

- **Control:** Use the included remote control or download the designated APP to manage the LED lights.
- **Modes:** Choose from 13 different lighting modes to suit your preference.
- **Brightness:** Adjust the brightness to your desired level.
- **Memory Function:** The LED lights will remember your last selected mode when turned on again.




Figure 5.1: LED Light Features. This image highlights the various control options and customizable settings for the integrated LED lighting system.

5.2 Charging Station

The built-in power strip provides convenient access to power for your devices.

- **Outlets:** Features 4 AC outlets for standard power plugs.
- **USB Ports:** Includes 2 USB-A ports (5V/2.4A) for charging smaller devices.
- **Type-C Port:** One Type-C port (5V/3A) for modern devices.
- **Capacity:** Can provide power for up to 8 devices simultaneously.



Figure 5.2: Integrated Charging Station. This image displays the power strip with multiple outlets and USB ports for convenient device charging.

6. MAINTENANCE

Regular maintenance will help preserve the appearance and longevity of your desk.

- **Cleaning:** Wipe the desk surface with a soft, damp cloth. Avoid abrasive cleaners or harsh chemicals that may damage the laminated finish.
- **Dusting:** Regularly dust the desk and its components to prevent buildup.
- **Fasteners:** Periodically check all screws and bolts to ensure they are tight. Retighten if necessary.
- **LED Lights:** Ensure the LED strip is free from dust and debris. Do not attempt to disassemble the LED strip or power unit.

7. TROUBLESHOOTING

This section addresses common issues you might encounter.

- **Desk Wobbles:** Ensure all assembly screws are fully tightened. Verify that the adjustable leg pads are properly adjusted to compensate for uneven flooring.
- **LED Lights Not Working:** Check if the power cable for the LED strip is securely connected to the power source and the LED strip itself. Ensure the remote control or app is properly paired and has working batteries (if applicable).
- **Power Outlets Not Functioning:** Confirm the desk's main power cord is securely plugged into a working wall outlet. Check for any tripped circuit breakers in your home.
- **Missing Parts:** If any parts are missing upon unboxing, please contact customer support with your purchase details.

8. SPECIFICATIONS

Feature	Detail
Brand	SEVEN WARRIOR
Model	B0BW856K8G
Shape	L-Shape (Reversible)
Desk Design	Computer Desk
Product Dimensions (L-Shape)	58.3"(L) x 18.9"(W) x 29.0"(H) (approx. 148.1W x 48D x 73.7H cm)
Product Dimensions (Long Desk)	99.6"(L) x 18.9"(W) x 29.5"(H)
Item Weight	27.22 Pounds (approx. 12.35 kg)
Maximum Recommended Load	176 Pounds (approx. 79.8 kg)
Material	Engineered Wood (Top), Alloy Steel (Base)
Finish Type	Laminated
Color	Black
Number of Shelves	1 (3-tier storage unit)
Special Features	Built-In USB Outlet, Ergonomic, Monitor Stand, Scratch Resistant, LED Lights, Cup Holder, Headphone Hook
Power Outlets	4 AC Outlets, 2 USB Ports, 1 Type-C Port
Assembly Required	Yes

9. WARRANTY AND SUPPORT

For warranty information or technical support, please refer to the documentation included with your purchase or contact SEVEN WARRIOR customer service through the retailer where the product was purchased. Please have your model number (B0BW856K8G) and purchase date ready when contacting support.



© 2024 SEVEN WARRIOR. All rights reserved.