

Samsung QN75Q80C

Samsung 75-Inch Class QLED 4K Q80C Series Smart TV Instruction Manual

MODEL: QN75Q80C

INTRODUCTION

This manual provides essential information for setting up, operating, and maintaining your new Samsung 75-Inch Class QLED 4K Q80C Series Smart TV. Please read through these instructions carefully to ensure proper use and to maximize your viewing experience.

What's in the Box

- Samsung 75-Inch Class QLED 4K Q80C Series Smart TV
- Power Cable
- User Manual (this document)
- E-Manual (digital version)
- SolarCell Remote TM2360E

SAMSUNG

Q80C

Bold not basic

Punch up the contrast with super precise LEDs and elevate the ordinary to something more impressive. Direct Full Array and Dolby Atmos technology headline Samsung QLED's refined audio/visual experience. Not to mention the instant transformation to vivid 4K resolution completed by the powerful Quantum Processor.



This image illustrates the physical dimensions of the 75-inch Samsung Q80C QLED 4K TV, both with and without its stand. It also details the items included in the product packaging: the TV unit, power cable, user manual, and the SolarCell Remote TM2360E.


SETUP

Physical Installation

Carefully unpack your TV and place it on a stable, flat surface or mount it to a wall using a compatible VESA mount (sold separately). Ensure adequate ventilation around the TV.

It's lit

See incredible contrast even in sunlit rooms with our Direct Full Array technology that precisely controls the amount of lighting across every part of the picture. When you see, you know. Get caught up in the details as you experience the silver screen in a new way as the picture comes alive from your screen.




A side view of the Samsung Q80C TV, showcasing its sleek and thin profile, which allows for versatile placement options.

Connecting Devices

Connect your external devices such as cable boxes, gaming consoles, or sound systems to the appropriate ports on the back of the TV. The Q80C Series includes multiple HDMI ports (including eARC), USB ports, and a LAN port for network connectivity.

The mastermind behind the experience

Sit back and be mesmerized as your content is transformed to 4K. Whether you're streaming an HD movie, watching live sports, or looking back at home videos, experience it all transformed into sharp 4K resolution with our high-performance, AI-powered processor that upgrades your content scene by scene.*



* Utilizes AI Based formulas.

The back panel of the Samsung Q80C TV, displaying its connectivity options such as multiple HDMI ports (including eARC), USB ports, LAN port, and antenna input for connecting external devices.

Initial Power-On and Network Setup

1. Plug the power cable into the TV and a wall outlet.
2. Press the Power button on the remote control to turn on the TV.
3. Follow the on-screen instructions to select your language, connect to your Wi-Fi network, and agree to the terms and conditions.
4. Complete the initial setup, including channel scanning if using an antenna.

Registering Alexa

To enable voice control with Alexa, follow these steps during initial setup or access the Alexa app from the Smart Hub later:

Video demonstrating the process of registering Alexa on a Samsung Smart TV. This guide shows how to select Alexa as your voice assistant during initial TV setup or via the Alexa app, and then connect your Amazon account by scanning a QR code or entering a code on the Amazon website.

OPERATING THE SMART TV

Smart Hub Navigation

The Smart Hub is your central access point for all TV functions, including streaming apps, live TV, and connected devices. Use the directional pad on your remote to navigate through the menu. The home button will always return you to the Smart Hub.

Using the Remote Control

The included SolarCell Remote provides intuitive control over your TV. It features dedicated buttons for popular streaming services and a microphone for voice commands.

Voice Assistant Integration

With Alexa built-in, you can control your TV, search for content, get weather updates, and manage smart home devices using voice commands. Simply press the microphone button on your remote or enable hands-free mode (if available on your model) and say "Alexa" followed by your command.

PICTURE QUALITY FEATURES

Direct Full Array

Experience enhanced contrast with Direct Full Array technology. This feature uses super-precise LEDs to control the amount of lighting across every part of the picture, delivering ultra-deep blacks and bright whites for refined detail.



This image visually explains the Direct Full Array technology, where super-precise LEDs behind the screen control lighting across every part of the picture, enhancing contrast with deep blacks and bright whites. The example shows a vibrant sea turtle in clear water.

Neural Quantum Processor with 4K Upscaling

The high-performance, AI-powered Neural Quantum Processor transforms all your content into sharp 4K resolution. Whether you're streaming an HD movie or watching sports, the processor analyzes and upgrades each scene for optimal clarity.

That was intense

Catching the latest releases on a big screen at home, instead of at the theater, will feel even more like you are watching on the big screen with rich details and more immersive colors. Dial up the experience with Quantum HDR+ that analyzes and enhances each scene, delivering excellent brightness and a wide range of contrast.*

* 50" has Quantum HDR.



An image depicting a tennis match on the TV screen, with an overlay of the Neural Quantum Processor chip. This highlights the TV's capability to transform content into sharp 4K resolution using AI-powered processing.


Quantum HDR+

Quantum HDR+ analyzes and enhances each scene to deliver rich details and more immersive colors. Enjoy excellent brightness and a wide range of contrast, making every viewing experience more vibrant.

Score 100%

Max out your experience with 100% Color Volume. Take in a billion shades of unwavering color and enjoy vivid, lifelike color at any brightness level as Quantum Dot technology works to create every shade you see on screen.*

*100% color volume measured to DCI P3 standard, certified by VDE.



This image showcases the Quantum HDR+ feature, displaying a scene with rich details and immersive colors, such as a starry night over a mountain landscape, emphasizing enhanced brightness and contrast.

100% Color Volume with Quantum Dot

Quantum Dot technology delivers 100% Color Volume, allowing you to experience a billion shades of unwavering, lifelike color at any brightness level. Every shade you see on screen is rendered with exceptional accuracy.

A greener future

Turn up the volume on sustainability with the innovative SolarCell Remote™. It features a solar panel for charging, as well as other smart features including a built-in microphone to use with your favorite voice assistant.




An image demonstrating the 100% Color Volume with Quantum Dot technology, showing vivid and lifelike colors at any brightness level, exemplified by a bright outdoor scene.

AUDIO FEATURES

Dolby Atmos & Object Tracking Sound Lite

Immerse yourself in 3D surround sound with Dolby Atmos and Object Tracking Sound Lite. This technology creates a dynamic audio experience where sound follows the movement on screen, using virtual top channel audio.



Sounds like a good time

You'll hear 3D surround sound that follows the movement on screen using our incredible virtual top channel audio—putting you right in the middle of the motorcycle chase.

This image illustrates the immersive audio experience provided by Dolby Atmos and Object Tracking Sound Lite, with sound waves emanating from the screen to follow on-screen action, such as a motorcycle chase.

Q-Symphony 3.0

Enhance your audio by pairing your Samsung TV with a compatible Samsung soundbar. Q-Symphony 3.0 allows the TV speakers and soundbar to operate as one, optimizing all channels for a masterfully orchestrated sound experience.

Smart TV with Multiple Voice Assistants

Enjoy Bixby and Alexa built right into your Samsung QLED 4K Smart TV.

Amazon, Alexa and all related marks are trademarks of Amazon.com, Inc. or its affiliates.




An image showing the Q-Symphony 3.0 feature, where the TV speakers and compatible Samsung soundbar (sold separately) operate together to create a masterfully orchestrated sound experience, depicted by sound waves from a concert scene.

GAMING FEATURES

Motion Xcelerator Turbo+ (4K @ 120 Hz)

Enjoy smooth performance during fast-paced games and action scenes. Motion Xcelerator Turbo+ ensures seamless gaming action and sensational 4K visuals at speeds up to 120Hz, minimizing lag and motion blur.



This image highlights the Motion Xcelerator Turbo+ feature, showing a fast-paced race car scene with smooth visuals and reduced lag, supporting 4K visuals at up to 120Hz for an enhanced gaming experience.

Samsung Gaming Hub

The Samsung Gaming Hub brings together the best of console games, streaming games, and more in one place. Access games, standalone apps, and accessories, get recommendations, and adjust settings for a comprehensive gaming experience.

Boss mode

Feel the thrill with smooth performance during even the fastest games and action scenes. Keep up with the supersonic speed and catch every thrilling frame without lag or motion blur. Instead, you'll enjoy seamless action and sensational 4K visuals at speeds up to 120Hz.*

* 50" has Quantum HDR.

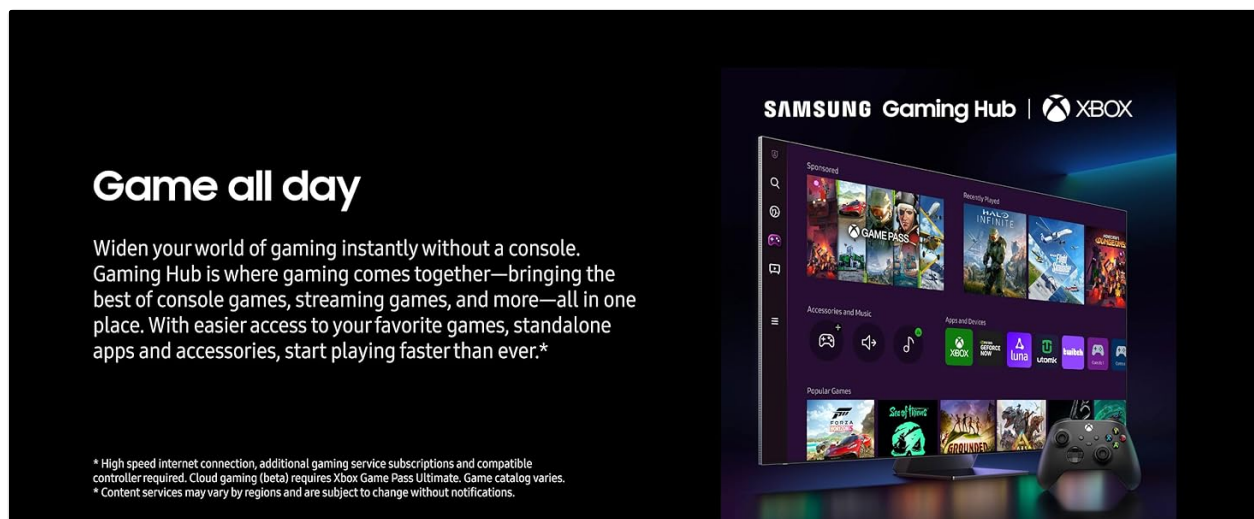


A view of the Samsung Gaming Hub, which consolidates console games, streaming games, and other gaming content in one place, offering easy access and recommendations.

REMOTE CONTROL

SolarCell Remote

The innovative SolarCell Remote features a solar panel for charging, reducing the need for disposable batteries. It also includes a built-in microphone for voice assistant commands.



The innovative SolarCell Remote is shown, featuring a solar panel on its back for charging, along with a USB-C port for alternative charging, promoting sustainability by eliminating the need for disposable batteries.

VOICE ASSISTANT

Alexa Built-in

Your Samsung QLED 4K Smart TV comes with Alexa built-in, allowing you to control your TV and smart home devices with your voice. You can also use Bixby, another integrated voice assistant.

A greener future

Turn up the volume on sustainability with the innovative SolarCell Remote™. It features a solar panel for charging, as well as other smart features including a built-in microphone to use with your favorite voice assistant.



This image confirms the integration of multiple voice assistants, including Alexa and Bixby, directly into the Samsung QLED 4K Smart TV, allowing for convenient voice control.

RECOMMENDED VIEWING DISTANCE

For an optimal and comfortable viewing experience, it is important to maintain an appropriate distance from your TV. The recommended viewing distance can be calculated based on your screen size.

Video explaining how to calculate the recommended viewing distance for a Samsung TV based on screen size. This visual guide helps users determine the ideal distance for their 75-inch TV to achieve a 40-degree field of view, which is approximately 2.3 meters (7.5 feet).

SPECIFICATIONS

Feature	Detail
Brand	Samsung
Model Number	E1SAMQN75Q80CARB
Screen Size	74.5 Inches (Diagonal)
Display Technology	QLED
Resolution	4K (3840 x 2160)
Refresh Rate	120 Hz
Special Features	Direct Full Array; Neural Quantum Processor with 4K Upscaling; Quantum HDR+; Dolby Atmos and Object Tracking Sound Lite; 100% Color Volume; Works with Google Assistant and Alexa
Connectivity Technology	Bluetooth, Ethernet, HDMI, USB, Wi-Fi
Product Dimensions	12.3"D x 65.8"W x 40.1"H

Feature	Detail
Item Weight	104.8 pounds
Speaker Type	Built-In
Output Wattage	40 Watts
Voltage	120 Volts
Wattage	119 watts
Color Name	Titan Black

MAINTENANCE

Cleaning the TV

- Always unplug the TV before cleaning.
- Use a soft, dry microfiber cloth to gently wipe the screen and frame.
- For stubborn smudges, lightly dampen the cloth with water or a screen-specific cleaning solution (avoid harsh chemicals).
- Do not spray liquid directly onto the screen.

General Care

- Avoid placing the TV in direct sunlight or near heat sources.
- Ensure proper ventilation by not blocking the TV's vents.
- Protect the screen from sharp objects or excessive pressure.

TROUBLESHOOTING

Common Issues and Solutions

- **No Power:** Check if the power cable is securely connected to both the TV and the wall outlet. Try a different outlet.
- **No Picture/Sound:** Verify that the correct input source is selected. Check all cable connections to external devices.
- **Remote Not Working:** Ensure the SolarCell Remote is charged. Try charging it via the solar panel or USB-C port. Re-pair the remote if necessary.
- **Poor Picture Quality:** Adjust picture settings (brightness, contrast, sharpness). Ensure your content source is high-quality.
- **Network Connection Issues:** Restart your router and modem. Check TV network settings and ensure Wi-Fi password is correct.

Factory Reset

If you encounter persistent issues, a factory reset can often resolve software-related problems. Be aware that this will erase all your personalized settings and installed apps.

1. Go to **Settings** on your TV.
2. Navigate to **General > Reset**.
3. Enter your PIN (default is 0000) and confirm the reset.

WARRANTY AND SUPPORT

Your Samsung QLED 4K Q80C Series Smart TV is covered by a manufacturer's warranty. Please refer to the warranty card included in your product packaging for specific terms and conditions, including coverage duration and service procedures.

For technical assistance, troubleshooting, or warranty claims, please contact Samsung Customer Support. You can find contact information on the Samsung website or in your E-Manual.

Always ensure you have your TV's model number (QN75Q80C) and serial number ready when contacting support.