

Manuals+

[Q & A](#) | [Deep Search](#) | [Upload](#)

manuals.plus /

- › [Corel](#) /
- › [Corel VideoStudio Pro 2023 User Manual](#)

Corel ESDVS2023PRML

Corel VideoStudio Pro 2023 User Manual

Model: ESDVS2023PRML

1. INTRODUCTION TO COREL VIDEOSTUDIO PRO 2023

Corel VideoStudio Pro 2023 is an intuitive and feature-rich video editing software designed to help users transform their moments and experiences into compelling movies. It offers a comprehensive suite of tools for both beginners and experienced editors, enabling creative expression through video.

This manual provides detailed instructions on installing, operating, maintaining, and troubleshooting your Corel VideoStudio Pro 2023 software.



Figure 1: Corel VideoStudio Pro 2023 software packaging, illustrating the product's branding and primary visual identity.

2. SETUP AND INSTALLATION

2.1 System Requirements

Before installing Corel VideoStudio Pro 2023, ensure your system meets the minimum requirements for optimal performance.

Component	Minimum Requirement
Operating System	Windows 11, Windows 10, Windows 8 (64-bit only)
Processor	Core i3 or AMD A4 series for standard videos; Intel Core i7 or AMD Athlon A10 for HD and UHD videos
RAM	4GB or higher (8+ GB highly recommended for HD and UHD videos)

Component	Minimum Requirement
Graphics Card	Minimum display resolution: 1366 x 768; minimum 512 MB VRAM or higher recommended for hardware acceleration
Sound Card	Windows-compatible sound card
Hard Drive Space	Minimum 6GB for full installation
Accessories	DVD burner for DVD/AVCHD discs; Blu-Ray burning requires separate plug-in
Internet Connection	Required for installation, registration, and online features



Figure 2: Visual representation of the minimum system requirements for Corel VideoStudio Pro 2023.

2.2 Installation Steps (Digital Download)

1. **Download:** Download the product from your Amazon Software Library.
2. **Serial Key:** You will be prompted to enter a serial key. This can be found in 'Your Software Library' within your Amazon account (Go to Returns & Orders -> View Order Details -> View Your Item).
3. **Login/Account Creation:** The first time you launch VideoStudio 2023, you will be asked to log in. You can either use your existing Corel user account or create a new one.

3. OPERATING COREL VIDEOSTUDIO PRO 2023

Corel VideoStudio Pro 2023 offers a wide array of tools to create professional-looking videos. Below are key functionalities and how to utilize them.

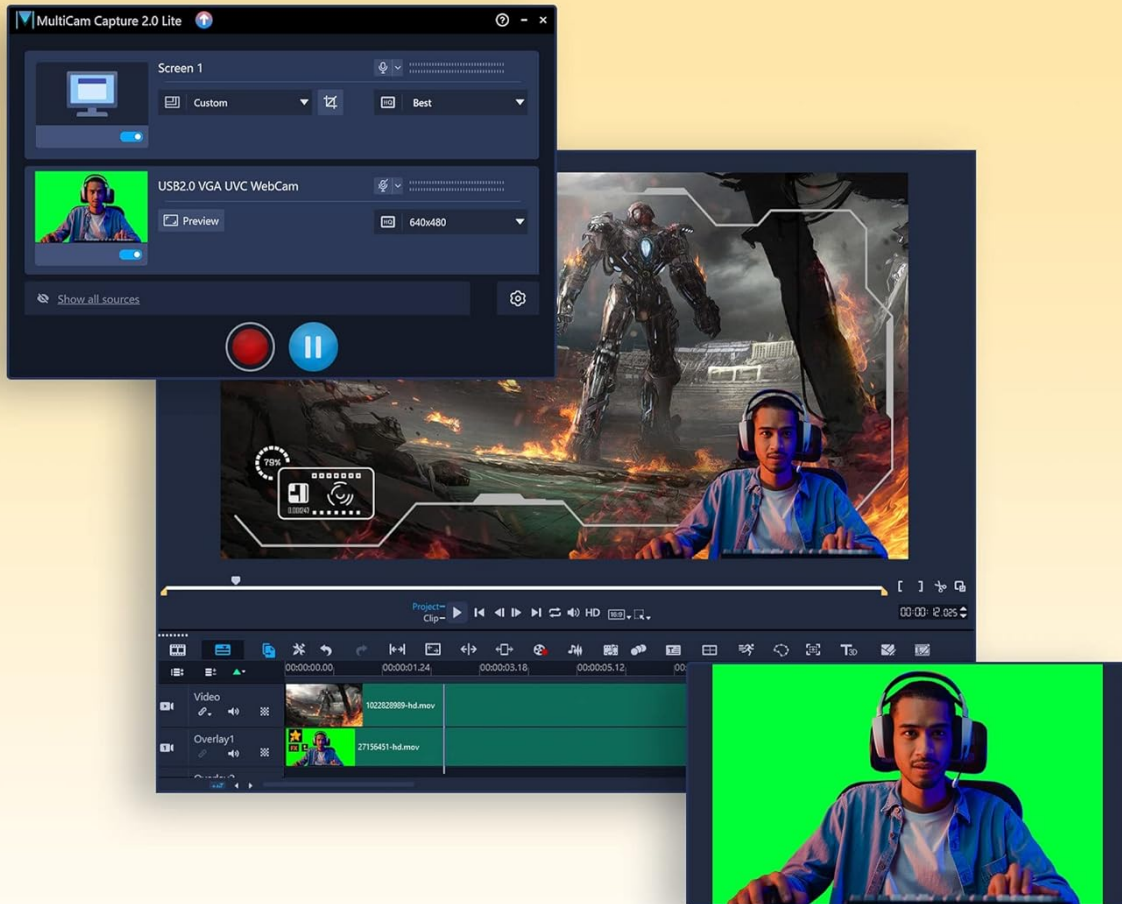
3.1 Video Editing Suite

The software provides essential trimming and correcting tools to refine your footage. You can easily crop, trim,

resize, and combine video clips to create a cohesive narrative. Utilize Instant Project Templates to jumpstart your projects and streamline the editing process.

3.2 Screen Recording and MultiCam Capture

Record your screen and capture webcam video simultaneously using the included MultiCam Capture 2.0 Lite software. This feature also supports recording dual screens at the same time, perfect for tutorials, gaming videos, or presentations. Enjoy synchronized audio and video with ease.



Capture webcam video and record your screen
(or even dual screens) simultaneously

Figure 3: The MultiCam Capture 2.0 Lite interface, demonstrating the ability to capture webcam video and record screens simultaneously.

3.3 Titles and Transitions

Enhance your video storytelling with a variety of unique transitions, from basic fades to customizable effects. Introduce engaging titles and on-screen captions to highlight important scenes and provide context. You can create stylish titles and animate them with cool title effects.

I miss you
SO MUCH!



Create stylish titles and
animate them with cool title effects

Figure 4: The title creation interface within VideoStudio Pro, showing options for font, styles, border, shadow, backdrop, and motion for animated titles.

3.4 Creative Content and Effects

Add style and visual flair to your videos with hundreds of creative filters, overlays, and color transformation tools. Explore features like animated AR Stickers, Face Effects, and the GIF Creator to add playful moments and engage your audience. You can also evoke drama with motion and speed effects.




Get creative with color transformation,
hundreds of cool filters, and Face Effects

Figure 5: An example of color transformation and filter application in VideoStudio Pro, showcasing before and after effects on a subject's face.



Add playful moments with fun features like animated AR Stickers and GIF Creator

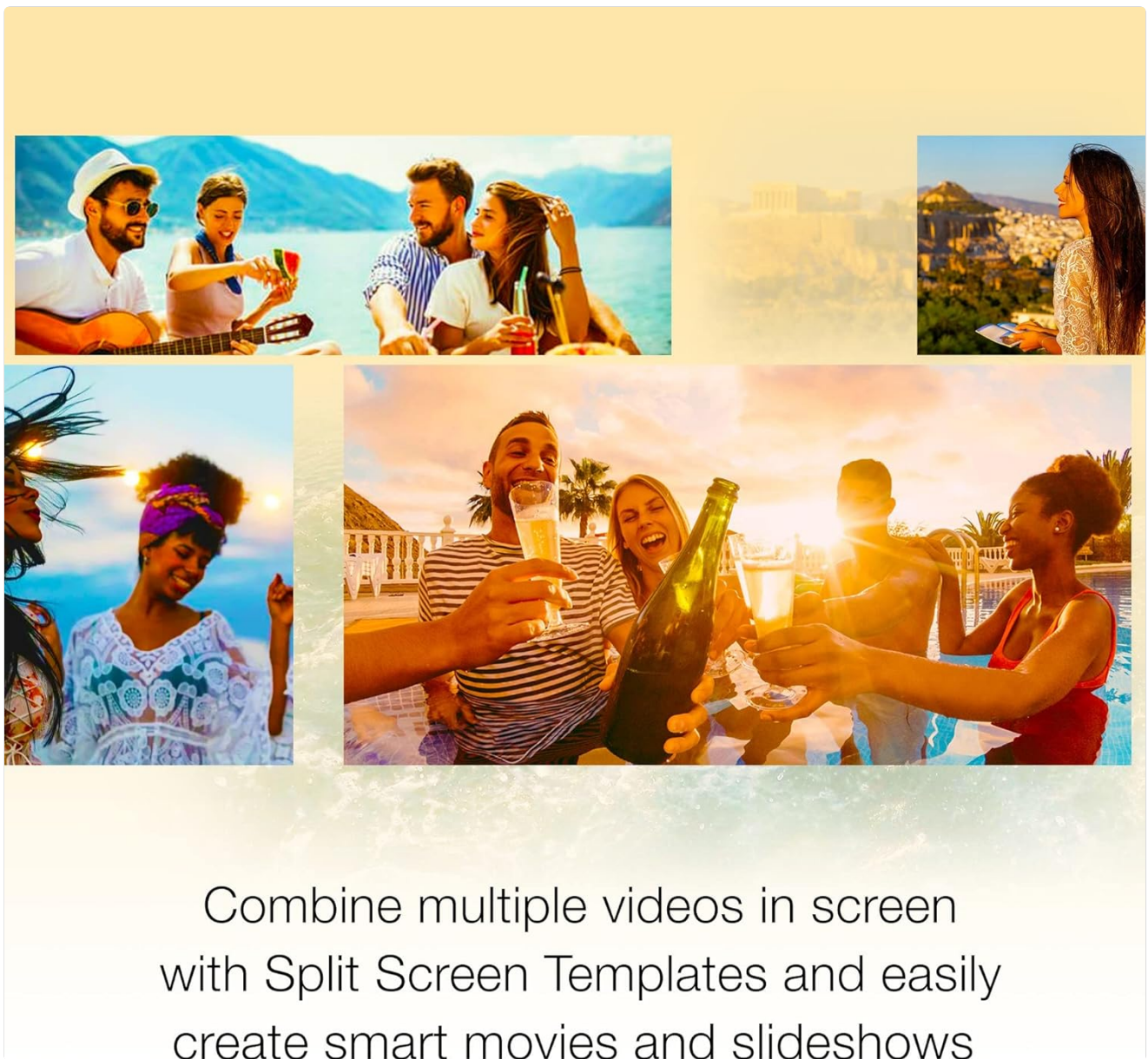
Figure 6: A group of people with animated AR stickers and face effects applied, demonstrating the playful content creation features of VideoStudio Pro.



Evoked drama in your storytelling with motion and speed effects

Figure 7: A video frame showing a skateboarder with motion blur, illustrating the application of motion and speed effects in VideoStudio Pro.

Combine multiple videos using Split Screen Templates to create dynamic visual layouts and easily produce smart movies and slideshows.

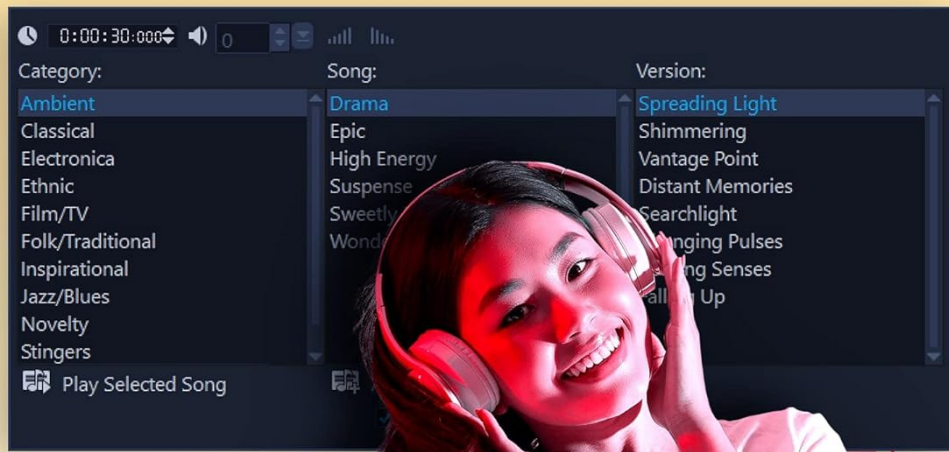


Combine multiple videos in screen with Split Screen Templates and easily create smart movies and slideshows

Figure 8: A collage of multiple video frames arranged using Split Screen Templates, showcasing the ability to combine various scenes into one view.

3.5 Audio Editor

Master your video's audio with advanced editing tools. Import your own music, utilize the royalty-free music library, clean background noise with Audio Ducking, or record your own narration using the built-in voiceover tools.



Master your audio, add sound effects and royalty-free music

Figure 9: The audio editing interface in VideoStudio Pro, displaying options for selecting music categories, songs, and versions, with a user listening to audio.

3.6 Export and Sharing

Export your finished videos to popular formats and devices. Easily share your creations online, upload directly to platforms like YouTube, or burn them to a DVD using one of the 50+ customizable menus.

4. MAINTENANCE

4.1 Software Updates

An internet connection is required for product updates. Regularly check for and install updates to ensure you have the latest features, bug fixes, and performance enhancements for Corel VideoStudio Pro 2023.

4.2 License Management

Corel VideoStudio Pro 2023 is a single-user license and cannot be installed on multiple PCs simultaneously. If you acquire a new computer and wish to reinstall the software, you must first log into your Corel user account and deactivate the license from the old computer. After deactivation, you can proceed with the installation on your new system.

5. TROUBLESHOOTING

This section addresses common questions and issues you might encounter while using Corel VideoStudio Pro 2023.



Figure 10: A visual summary of common questions related to Corel VideoStudio Pro 2023.

5.1 Frequently Asked Questions (FAQ)

- **What is the difference between Pro and Ultimate?**

VideoStudio Ultimate offers exclusive access to hundreds of premium effects and powerful features not found in the Pro version, including Color Grading, Mask Creator, Audio Cues, Face Indexing, custom Split Screen Video Templates, and 3D Titler.

- **Where can I find the serial key for my digital download?**

Your serial key is located in 'Your Software Library' within your Amazon account. Navigate to 'Returns & Orders' -> 'View Order Details' -> 'View Your Item'.

- **Is VideoStudio available for Mac?**

VideoStudio is native to Windows and is currently not supported for installation on Mac operating systems.

- **Is an active Internet connection required to use the product?**

An Internet connection is required for product installation, registration, product updates, and some features. It is not required to run the core software after installation.

- **Is this a one-time purchase or a subscription?**

This is a one-time purchase that you can use as long as operating systems, devices, and technologies continue to support it.

6. SPECIFICATIONS

Detailed product specifications for Corel VideoStudio Pro 2023.

- **Item Model Number:** ESDVS2023PRML
- **ASIN:** B0BW17HKB3
- **Manufacturer:** Corel
- **First Available Date:** February 21, 2023
- **Supported Formats:** Windows 8, Windows 10, Windows 11




7. SUPPORT AND RESOURCES


For further assistance and learning, Corel VideoStudio Pro 2023 offers a vast library of resources:

- **Learning Resources:** Access project tutorials, feature explanations, and tips and tricks from the official Corel YouTube channel, the user guide, and web guides.
- **Corel Store:** Visit the [Corel Store on Amazon](#) for product news and exclusive offers.

© 2023 Corel Corporation. All rights reserved.

Related Documents - ESDVS2023PRML

	<p>VideoStudio 2023 FAQ: System Requirements, Installation, and Troubleshooting Guide</p> <p>Comprehensive FAQ for Corel VideoStudio 2023, covering installation, system requirements, troubleshooting, supported formats, and features. Learn how to get the most out of your video editing software.</p>
	<p>VideoStudio 2021 Frequently Asked Questions</p> <p>Find answers to common questions about VideoStudio 2021, including system requirements, installation, troubleshooting, and supported file formats. Learn about the features of VideoStudio Pro and Ultimate.</p>
	<p>Dazzle DVD Recorder HD: Frequently Asked Questions and Support Guide</p> <p>Comprehensive FAQ and support guide for the Dazzle DVD Recorder HD. Learn about installation, system requirements, connecting devices, troubleshooting common issues like low-quality video, audio distortion, and sync problems. Get help from Pinnacle Customer Support.</p>



[Corel PaintShop Pro X8 User Guide: Comprehensive Photo Editing Manual](#)

This comprehensive user guide for Corel PaintShop Pro X8 covers essential photo editing techniques, advanced features, digital workflows, and creative tools. Learn to manage, adjust, and enhance your images with detailed instructions and tips.



[CorelDRAW Graphics Suite 2020: Quick Start Guide for Windows Users](#)

A comprehensive introduction to CorelDRAW Graphics Suite 2020, covering its interface, tools, and features for graphic design, illustration, and photo editing.



[MindManager Frequently Asked Questions and Installation Guide](#)

Find answers to common questions about MindManager, including installation, licensing, system requirements, and troubleshooting. Get support and learn how to use MindManager effectively.