

EMEET M0 PLUS

EMEET M0 Plus Conference Speakerphone User Manual

Model: M0 PLUS | Brand: EMEET

1. INTRODUCTION

The EMEET M0 Plus Conference Speakerphone is designed to enhance your meeting experience with superior audio clarity and flexible connectivity. Featuring 4 AI microphones with 360° voice pickup and advanced VoicelA noise reduction, it ensures every participant is heard clearly. This device supports both USB-C and Bluetooth 5.0 connections, offers over 10 hours of talk time, and can be daisy-chained with another unit to expand coverage for up to 16 attendees.

This manual provides detailed instructions for setting up, operating, and maintaining your EMEET M0 Plus speakerphone.

2. PACKAGE CONTENTS

Verify that all items are present in your package:

- EMEET OfficeCore M0 Plus Conference Speakerphone
- USB Cable C-A (3ft)
- User Manual
- Carrying Case



M0 Plus



M0

Advancement from M0 USB to Wireless Speakerphone

Meeting with	Up to 8 people	Up to 4 people
Microphone	4 AI mics array	4 AI mics array
Speaker	3W Speaker	3W Speaker
Connection mode	USB/Bluetooth 5.0	USB
Battery	10-Hour Playtime	No Battery
Carrying Case	Yes	No

Image: EMEET M0 Plus package contents, showing the speakerphone, USB-C cable, user manual, and a protective carrying case.

3. PRODUCT OVERVIEW

The EMEET M0 Plus features a compact, square design with intuitive controls and multiple connectivity options.

Top Panel Controls

- **Microphone Mute Button:** Press to mute/unmute the microphones.
- **Volume Down (-):** Decrease speaker volume.
- **Volume Up (+):** Increase speaker volume.
- **Bluetooth Button:** Press and hold to enter Bluetooth pairing mode.
- **Power Button:** Press and hold to power on/off. Short press to check battery level.
- **Answer/End Call Button:** Press to answer or end a call.
- **Status Indicator LEDs:** Display connection status and battery level.

Side and Rear Ports

- **USB-C Port:** For wired connection to a computer and charging.
- **Audio Port (3.5mm):** For daisy-chaining with another EMEET speakerphone.
- **Microphone Holes:** Four AI microphones are strategically placed around the device for 360° voice pickup.



Image: Top view of the EMEET M0 Plus speakerphone, highlighting the central control panel with mute, volume, Bluetooth, power, and call buttons, surrounded by the speaker grille.



Image: Side view of the EMEET M0 Plus speakerphone, displaying the USB-C port for connection and charging, and an audio port for daisy-chaining.

4. SETUP AND CONNECTION

The EMEET M0 Plus offers two primary methods for connection: USB-C and Bluetooth 5.0.

4.1. USB-C Wired Connection

1. Connect one end of the provided USB-C cable to the USB-C port on the EMEET M0 Plus.
2. Connect the other end of the USB-C cable to an available USB port on your computer.
3. The device is plug-and-play; no additional drivers are typically required. The speakerphone will be automatically recognized by your operating system.

4.2. Bluetooth Wireless Connection

1. Press and hold the Power button on the speakerphone for 2 seconds to turn it on.

2. Press and hold the Bluetooth button until the Status Indicator LEDs flash blue, indicating pairing mode.
3. On your device (smartphone, tablet, or computer), go to Bluetooth settings and search for "EMEET OfficeCore M0 Plus".
4. Select the device to pair. Once connected, the Status Indicator LEDs will turn solid blue.

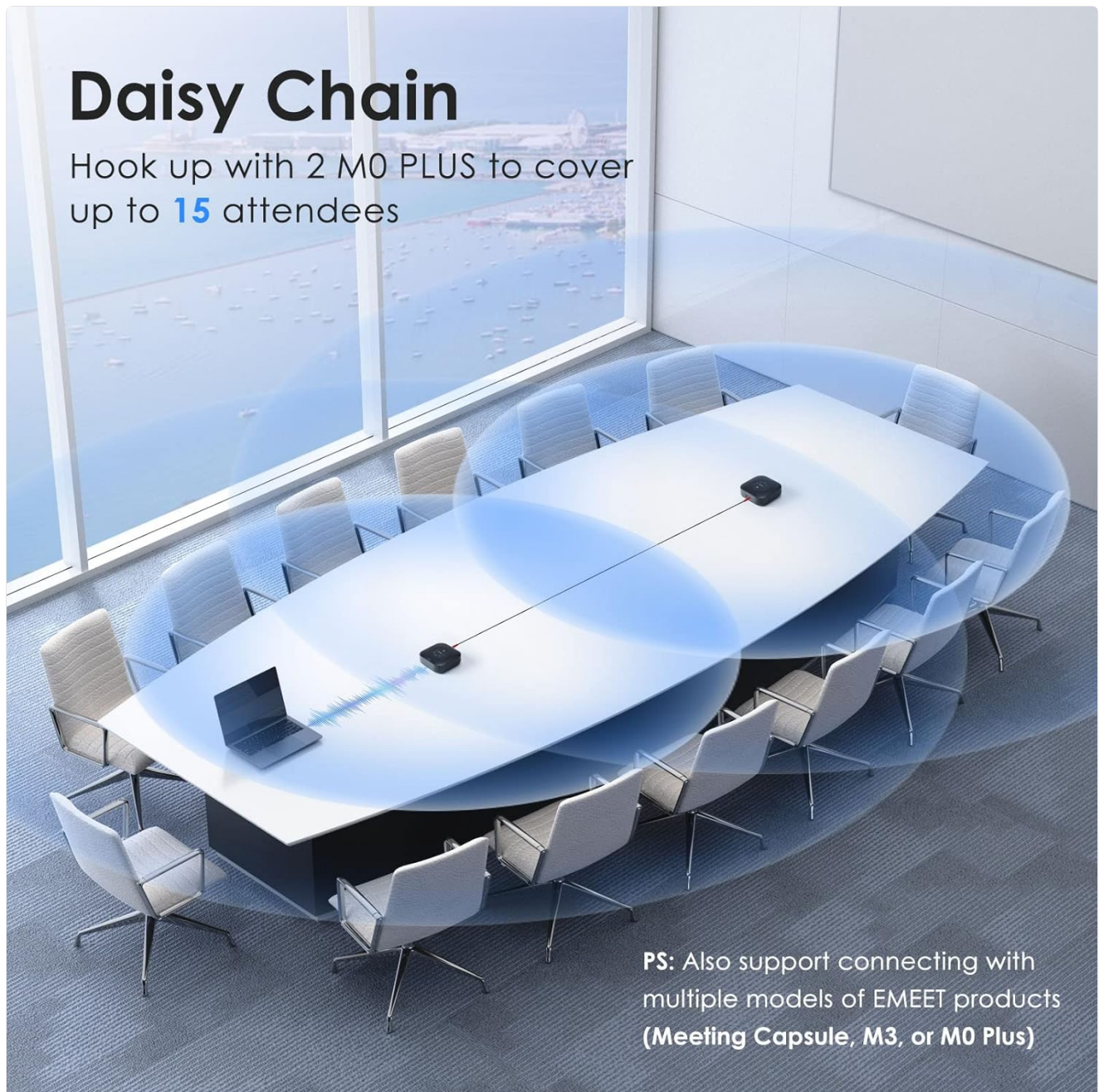


Image: The EMEET M0 Plus speakerphone connected via USB-C to a laptop and wirelessly via Bluetooth to a smartphone, illustrating its dual connection capabilities.

Your browser does not support the video tag.

Video: An official EMEET video demonstrating the features and connectivity options of the M0 Plus speakerphone, including USB and Bluetooth connections.

5. OPERATING INSTRUCTIONS

5.1. Power On/Off and Battery Check

- **Power On:** Press and hold the Power button for 2 seconds. The LEDs will light up.

- **Power Off:** Press and hold the Power button for 2 seconds. The LEDs will turn off.
- **Check Battery Level:** Short press the Power button. The Status Indicator LEDs will briefly display the current battery level.

5.2. Call Management

- **Answer/End Call:** Press the Answer/End Call button.
- **Adjust Volume:** Use the Volume Up (+) and Volume Down (-) buttons.
- **Mute/Unmute Microphone:** Press the Microphone Mute button. The LEDs will turn red when muted.

5.3. Daisy Chain Function

For larger meeting spaces, two EMEET M0 Plus speakerphones can be connected to extend audio coverage for up to 16 attendees.

1. Ensure both M0 Plus units are powered on.
2. Connect the Audio Port (3.5mm) of the first M0 Plus to the Audio Port of the second M0 Plus using a compatible audio cable (not included).
3. The two units will automatically link, providing expanded microphone and speaker coverage.



10-Hour Playtime

One charge supports
a full day of calls



Image: Visual representation of the EMEET M0 Plus's broad compatibility with popular conferencing platforms like Zoom, Microsoft Teams, Skype, and various operating systems including Windows, macOS, Android, and Linux.

6. KEY FEATURES

- **Enhanced 360° Voice Pickup with 4 AI Mics:** The four-mic array, powered by EMEET's VoiceIA algorithm, ensures comprehensive voice pickup from all directions. It effectively filters out background noise and eliminates echoes for clear communication.
- **Crystal-Clear Audio Quality:** A 3W high-quality speaker distributes sound evenly, ensuring no details are missed. Full duplex audio support provides natural and rich sound, simulating in-person conversations.
- **Expandable for Larger Meetings:** Daisy-chaining two EMEET speakerphones (including M0 Plus, Meeting Capsule, or M3) doubles the microphone and speaker coverage, supporting up to 16 attendees.
- **Easy to Set Up and Use:** Connects via USB-C or Bluetooth 5.0 without requiring drivers or additional software. It is compatible with leading conferencing platforms such as Zoom, Microsoft Teams, Skype, Slack,

and Webex, and works with most mobile phones.

- **Long Battery Life:** Equipped with a large capacity battery, the M0 Plus provides over 10 hours of talk time on a single charge, suitable for all-day meetings in various environments.

4 AI Mics 360° Voice Pick Up

Hear every voice clearly with our
advanced audio tech



Image: A visual representation of the EMEET M0 Plus's 360-degree voice pickup capability, illustrating how its four AI microphones capture sound from all directions in a meeting space.

Ultra-Clear Sound Quality

VoicelA® provides more efficient communication



Echo Cancellation



Voice Enhancement



Full Duplex

Image: A graphic demonstrating the EMEET M0 Plus's VoicelA technology, showing a "before" and "after" comparison of audio clarity with noise reduction, echo cancellation, and voice enhancement features.




Image: An illustration of two EMEET M0 Plus speakerphones connected via daisy chain on a long conference table, extending audio coverage for more participants.

7. MAINTENANCE AND CARE

- **Cleaning:** Use a soft, dry cloth to clean the device. Avoid using harsh chemicals or abrasive materials.
- **Storage:** Store the speakerphone in a cool, dry place away from direct sunlight and extreme temperatures. Use the provided carrying case for protection during travel.
- **Battery Care:** To prolong battery life, avoid fully discharging the device frequently. Charge it regularly, even if not in use for extended periods.

8. TROUBLESHOOTING

- **No Power:** Ensure the device is charged. Connect it to a power source using the USB-C cable.
- **No Sound/Poor Sound Quality:**
 - Check the volume level on both the speakerphone and your connected device.
 - Ensure the microphone is not muted (red LEDs indicate mute).
 - Verify the correct audio output/input device is selected in your computer's sound settings or conferencing software.
 - If using Bluetooth, ensure the device is within range and there are no obstructions.
- **Bluetooth Pairing Issues:**
 - Ensure the speakerphone is in pairing mode (flashing blue LEDs).
 - Turn off and on Bluetooth on your device.
 - Forget the device in your Bluetooth settings and attempt to pair again.
- **Issues with Docking Stations:** Some users may experience static or connectivity issues when connecting via a docking station. If this occurs, try connecting the EMEET M0 Plus directly to your computer's USB-C port. Alternatively, you may need to adjust audio settings on your computer to prioritize the speakerphone's Bluetooth output while using its wired microphone input.

9. SPECIFICATIONS

Feature	Detail
Model Name	M0 PLUS
Brand	EMEET
Connectivity Technology	Bluetooth, USB
Wireless Communication Technology	Bluetooth
Microphones	4 AI Mics (360° Voice Pickup)

Speaker Output Power	3W
Battery Life	Over 10 hours (talk time)
Product Dimensions	1.6"D x 4.6"W x 4.6"H
Item Weight	9.2 ounces (0.26 Kilograms)
Compatible Devices	Laptop, Smartphone, Tablet
Control Method	Voice, Buttons

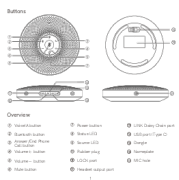

10. WARRANTY AND SUPPORT

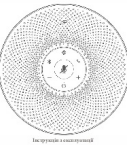
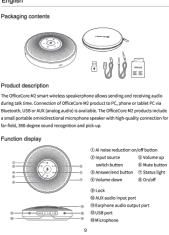


Warranty: The EMEET M0 Plus Conference Speakerphone comes with a limited warranty. Please refer to the official EMEET website or your purchase documentation for specific warranty terms and conditions. A 2-year warranty is typically provided.

Customer Support: For technical assistance, troubleshooting, or any product-related inquiries, please visit the official EMEET support website or contact their customer service team. Contact information can usually be found on the EMEET website or in your product packaging.

EMEET values customer satisfaction and offers quick responses within 24 hours and lifetime professional technical team support.

Related Documents - M0 PLUS

	<p>eMeet M2 Max Conference Speaker - User Manual and Features</p> <p>Comprehensive guide to the eMeet M2 Max conference speaker, covering its buttons, overview, power management, VoicelA and MIC mute functions, call handling, volume control, Bluetooth and USB connectivity, dongle usage, headset integration, daisy chain capability, lock port, charging, and application download.</p>
	<p>EMEET Meeting Capsule Pro User Manual</p> <p>User manual for the EMEET Meeting Capsule Pro, detailing its components, setup, and usage for enhanced virtual meetings.</p>

	<p>eMeet OfficeCore M2 MAX Portable USB/Bluetooth Speakerphone User Manual</p> <p>User manual for the eMeet OfficeCore M2 MAX portable USB/Bluetooth speakerphone, detailing its features, operation, connectivity, and technical specifications.</p>
	<p>eMeet OfficeCore M2 User Manual: Smart Wireless Speakerphone</p> <p>User manual for the eMeet OfficeCore M2 smart wireless speakerphone, detailing its features, connectivity (Bluetooth, USB, AUX), and usage for clear conference calls.</p>
	<p>eMeet OfficeCore M2/M2ce Smart Conference Speaker User Manual</p> <p>User manual for the eMeet OfficeCore M2 and M2ce smart conference speakerphones. Learn about product features, functions, connectivity options (USB, Bluetooth, AUX), operation, charging, and troubleshooting.</p>
	<p>EMEET OfficeCore Luna Plus User Manual - Setup and Operation Guide</p> <p>Comprehensive user manual for the EMEET OfficeCore Luna Plus conference speakerphone, covering setup, button controls, status indicators, operating instructions, and product parameters. Learn how to connect via USB or Bluetooth, manage calls, and utilize features like AI noise reduction and Daisy Chain.</p>