

MONODEAL MD08-UK

MONODEAL MD08-UK Bone Conduction Headphones User Manual

Brand: MONODEAL

Model: MD08-UK

1. INTRODUCTION

The MONODEAL MD08-UK Bone Conduction Headphones offer an innovative open-ear listening experience, designed for comfort and situational awareness. Featuring Bluetooth 5.1 connectivity and a noise-canceling microphone, these headphones are ideal for calls, music, and staying connected to your surroundings in various environments, from driving to home office use.

Key features include advanced environmental noise reduction technology for clear calls, a convenient mute function, and multi-point capability for connecting to two devices simultaneously.



Image: The MONODEAL MD08-UK Bone Conduction Headphones, showcasing their sleek, open-ear design.

2. WHAT'S IN THE BOX

Upon unboxing your MONODEAL MD08-UK headphones, you should find the following items:

- MONODEAL MD08-UK Bone Conduction Headset
- USB-C Charging Cable
- English User Manual

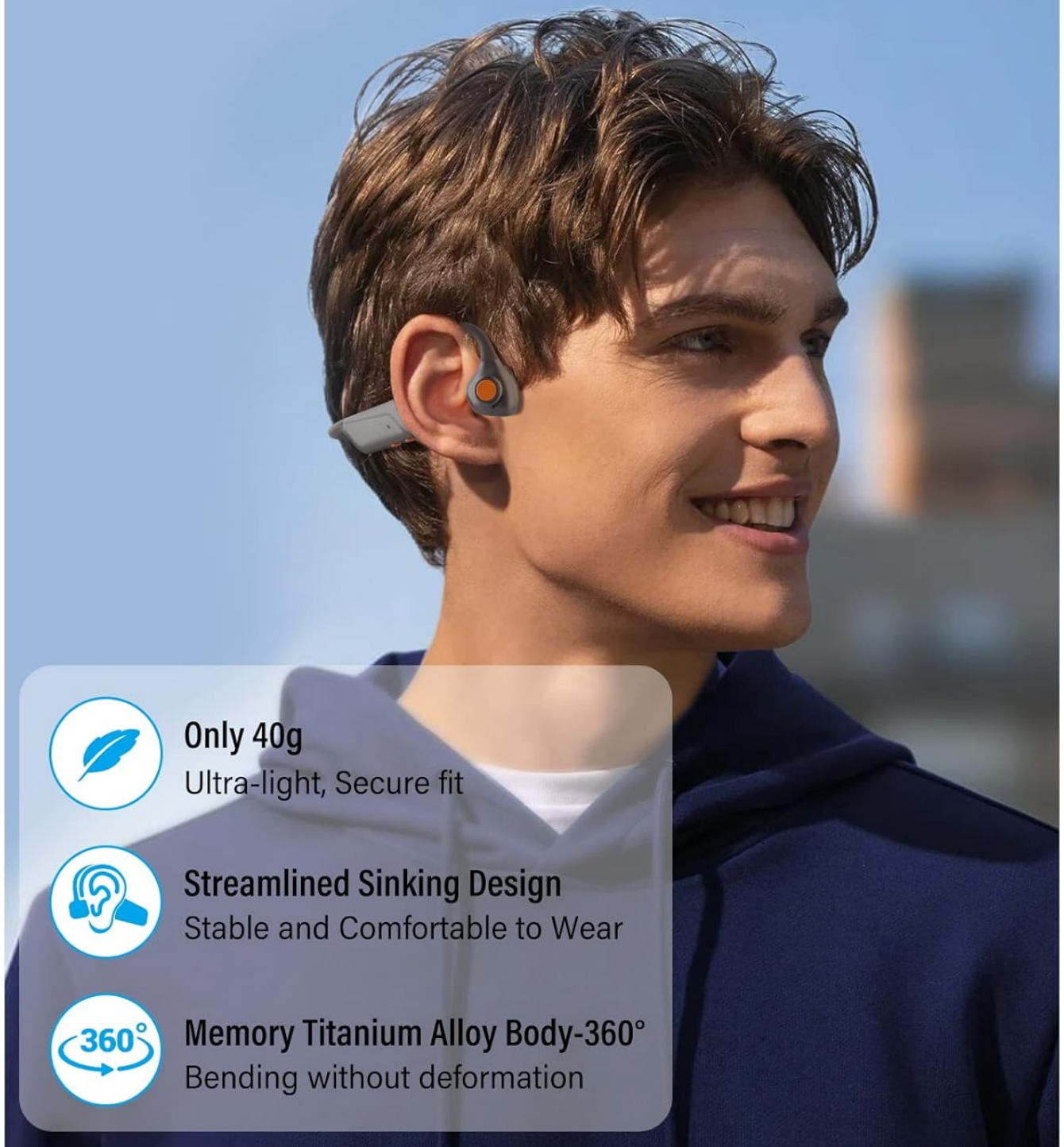


Image: Contents of the MONODEAL MD08-UK package, including the headset, USB-C cable, and user manual.

3. PRODUCT OVERVIEW

The MD08-UK headphones feature a lightweight, flexible design with a memory titanium alloy body for a secure and comfortable fit. The open-ear design ensures you remain aware of your surroundings while enjoying audio.

Open Ear Design-Safety & Comfort



Only 40g
Ultra-light, Secure fit



Streamlined Sinking Design
Stable and Comfortable to Wear



Memory Titanium Alloy Body-360°
Bending without deformation

Image: A user wearing the MONODEAL MD08-UK headphones, highlighting the ultra-light (40g) and streamlined sinking design for stable and comfortable wear.

Key Components:

- **Bone Conduction Transducers:** Rest outside your ear, transmitting sound through your cheekbones.
- **Adjustable Microphone:** A boom mic that can be adjusted 142 degrees for optimal voice pickup. Includes a mute function.
- **Multi-function Button:** Controls power, play/pause, and call management.
- **Volume Buttons:** Adjust volume and navigate tracks.

- **USB-C Charging Port:** For convenient charging.

Your browser does not support the video tag.

Video: An animated overview of the MONODEAL MD08-UK headphones, demonstrating features like dual speakers for high-quality sound, a 270° adjustable microphone, call noise reduction, one-touch mute, large capacity battery, Qualcomm Bluetooth 5.1 chip, and soft, durable construction.

4. SETUP

4.1. Charging the Headphones

Before first use, fully charge your headphones. Connect the provided USB-C charging cable to the charging port on the headset and the other end to a USB power source (e.g., computer USB port, wall adapter).

- **Charging Time:** Approximately 2 hours for a full charge.
- **Battery Life:** Up to 8 hours of talk/music time, and 36 hours of standby time.

Connect two devices at the same time



Windows



Android



ios



Image: Visual representation of the MD08-UK's battery performance: 8 hours usage, 36 hours standby, and 2 hours charging time.

4.2. Bluetooth Pairing

1. **Power On:** Long press the multi-function button on the headset until the LED indicator flashes, indicating pairing mode.
2. **Activate Bluetooth:** On your device (smartphone, tablet, laptop), enable Bluetooth.
3. **Select Device:** Search for "MD08" in the list of available Bluetooth devices and select it to connect.
4. **Confirmation:** The LED indicator will turn solid blue when successfully paired.

The MD08-UK supports Bluetooth 5.1 for stable and fast connections, and is multi-point capable, allowing you to connect to two devices simultaneously (e.g., a phone and a laptop). To connect to a second device, switch off Bluetooth on the first device, pair with the second, then re-enable Bluetooth on the first device to reconnect.

Long Battery Life



8 hours
talk/music



36 hours
standby



2 hours
charging

Image: Diagram illustrating how to connect the MD08-UK headphones to two devices simultaneously (Windows, Android, iOS).

5. OPERATING THE HEADPHONES

5.1. Basic Controls

- **Power On/Off:** Long press the multi-function button.
- **Play/Pause Music:** Single press the multi-function button.
- **Answer/End Call:** Single press the multi-function button during an incoming call.
- **Reject Call:** Long press the multi-function button during an incoming call.
- **Volume Up/Next Track:** Press the '+' button. Long press for next track.
- **Volume Down/Previous Track:** Press the '-' button. Long press for previous track.
- **Activate Voice Assistant:** Double press the multi-function button.



Image: A user demonstrating the easy-to-operate controls of the MD08-UK, including play/pause, skip track, call control, volume adjustment, and voice assistant activation.

5.2. Microphone Functions

The integrated boom microphone features noise-canceling technology for clear communication. It can be adjusted for optimal voice pickup.

- **Mute/Unmute:** The microphone arm has a dedicated mute switch for privacy during calls.

Mic Mute & Call Noise Cancellation

Clear Talk-Created for Communication



Image: Illustration of the MD08-UK's mic mute and call noise cancellation features, showing 96% noise filtered for smoother calls.

6. MAINTENANCE

To ensure the longevity and optimal performance of your MONODEAL MD08-UK headphones, follow these maintenance guidelines:

- **Cleaning:** Wipe the headphones with a soft, damp cloth. Avoid using harsh chemicals or abrasive materials.
- **Storage:** Store the headphones in a cool, dry place away from extreme temperatures and direct sunlight.
- **Water Resistance:** The headphones are water resistant. Avoid submerging them in water or exposing them to heavy rain for extended periods.

7. TROUBLESHOOTING

Common Issues and Solutions:

- **No Power:**
Ensure the headphones are fully charged. Connect to a power source and check the LED indicator.
- **Cannot Pair:**
Make sure the headphones are in pairing mode (LED flashing). Turn off and on your device's Bluetooth.
Ensure the headphones are not connected to another device.
- **No Sound/Low Volume:**
Check the volume levels on both the headphones and your connected device. Ensure the headphones are properly positioned on your cheekbones.
- **Microphone Not Working:**
Check if the microphone is muted using the physical mute switch on the boom arm. Ensure the microphone is positioned correctly towards your mouth.

8. SPECIFICATIONS

Feature	Detail
Model Name	MD08
Connectivity Technology	Wireless (Bluetooth)
Bluetooth Version	5.1
Audio Driver Type	Bone Conduction Driver
Battery Life (Talk/Music)	8 Hours
Battery Life (Standby)	36 Hours
Charging Time	2 Hours
Item Weight	1.41 Ounces
Water Resistance Level	Water Resistant
Noise Control	Active Noise Cancellation (for non-in-ear headphones)
Microphone Adjustment	142° Adjustable

9. WARRANTY & SUPPORT




MONODEAL offers a 12-month warranty for quality-related issues with the MD08-UK headphones. For detailed warranty information, troubleshooting assistance, or product support, please refer to the official user manual included in the package or visit the MONODEAL website.



You can also find additional support and contact information on the MONODEAL brand store page on Amazon.

For a PDF version of the Instructions for Use, please refer to the document provided with your purchase or download it from the product's Amazon page.

© 2024 MONODEAL. All rights reserved.

Related Documents - MD08-UK

	<p>Monodeal DG06 Bone Conduction Headphones User Manual</p> <p>User manual for the Monodeal DG06 Bone Conduction Headphones, detailing features, controls, usage instructions, specifications, and important safety information in multiple languages.</p>
	<p>MONODEAL DV68 Bone Conduction Wireless Headphones User Manual</p> <p>User manual for the MONODEAL DV68 Bone Conduction Wireless Headphones, detailing features, specifications, and usage instructions.</p>
	<p>MONODEAL X100 ENC Noise Canceling Bone Conduction Headset User Manual</p> <p>User manual for the MONODEAL X100 ENC noise-canceling bone conduction telephone headset, featuring Bluetooth 5.2, algorithm noise reduction, and detailed specifications and operation instructions.</p>
	<p>MONODEAL DV68 Bone Conduction Headphones User Manual</p> <p>Comprehensive user manual for the MONODEAL DV68 bone conduction headphones. Learn about Bluetooth 5.3 connectivity, operation, controls, wear instructions, detailed specifications, and important safety precautions for these open-ear, waterproof sports headphones.</p>

	<p>MONODEAL DG10 Pro Bone Conduction Wireless Headset User Manual</p> <p>User manual for the MONODEAL DG10 Pro bone conduction wireless headset with Bluetooth 5.3 and ENC noise-canceling microphone. Features include IPX5 water resistance, long battery life, and comfortable open-ear design for work and daily use.</p>
	<p>MONODEAL Wireless Headset M103 User Manual - Bluetooth Headphones Guide</p> <p>Comprehensive user manual for the MONODEAL Wireless Headset (Model M103). Learn about specifications, pairing, operations, LED indicators, FAQs, and safety instructions for your Bluetooth headphones.</p>