

Swann SODVK-846808DE-US

Swann 1080p HD Security Camera System Instruction Manual

Model: SODVK-846808DE-US

Brand: Swann

INTRODUCTION

This manual provides essential information for the installation, operation, and maintenance of your Swann 1080p HD Security Camera System. This system includes an 8-channel DVR with a 1TB HDD and eight indoor/outdoor wired dome cameras, designed for comprehensive 24/7 home surveillance. Key features include Color Night Vision, True Detect heat and motion sensing, and integrated flashing lights and spotlights for active deterrence. All data and video files are encrypted and securely stored using Amazon Web Services (AWS), ensuring your security and privacy.

WHAT'S IN THE BOX

Carefully unpack the contents and ensure all items are present:

- 8 x 1080p SwannForce Dome Cameras
- 1 x 8 Channel DVR with 1TB Hard Drive
- 1 x Ethernet Cable
- 8 x Extension Cables (18m each)
- 1 x HDMI Cable
- Mounting Screws & Plugs
- 1 x Mouse
- Power Adapters & Splitters
- Quick Start Guide
- Theft Deterrent Stickers




Image: All components included in the Swann 1080p HD Security Camera System package.

SETUP

1. **Plan Camera Placement:** Identify optimal locations for your 8 dome cameras, considering coverage areas and proximity to power outlets. The cameras are suitable for both indoor and outdoor use.
2. **Mount Cameras:** Securely mount each camera using the provided screws and plugs. Ensure the camera is positioned to capture the desired view.
3. **Connect Cameras to DVR:** Use the supplied extension cables to connect each camera to the 8-channel DVR. Ensure all connections are secure.
4. **Connect DVR to Monitor:** Connect the DVR to a monitor using the HDMI cable.
5. **Power On:** Connect the power adapters to the DVR and cameras, then plug them into power outlets. The system will initiate.
6. **Initial Configuration:** Follow the on-screen instructions to complete the initial setup, including setting up network access and user accounts. Refer to the Quick Start Guide for detailed steps.

OPERATING INSTRUCTIONS

1. 1080p HD Video Quality

The system captures video in 1080p Full HD, providing clear and detailed footage. This resolution allows for recognition of important details such as license plates, faces, and clothing logos.

2. Color Night Vision

The cameras feature Night2Day™ Full Color at Night technology, enabling color video recording in low-light conditions up to 32ft (10m). Standard night vision extends up to 100ft (30m).

Three Light Modes




Image: Demonstrates the clarity and color provided by Night2Day™ Full Color at Night technology compared to traditional black and white night vision.

3. True Detect Technology

True Detect heat and motion sensing accurately identifies movement from people and cars, minimizing false alarms triggered by environmental factors like wind or rain. This technology ensures that recordings and alerts are triggered only by relevant activity.

4. Flashing Lights & Spotlights

Upon detection of activity by True Detect, the cameras activate police-style red and blue flashing lights and integrated spotlights. These visual deterrents are designed to scare away potential intruders and provide additional illumination for clearer recording.

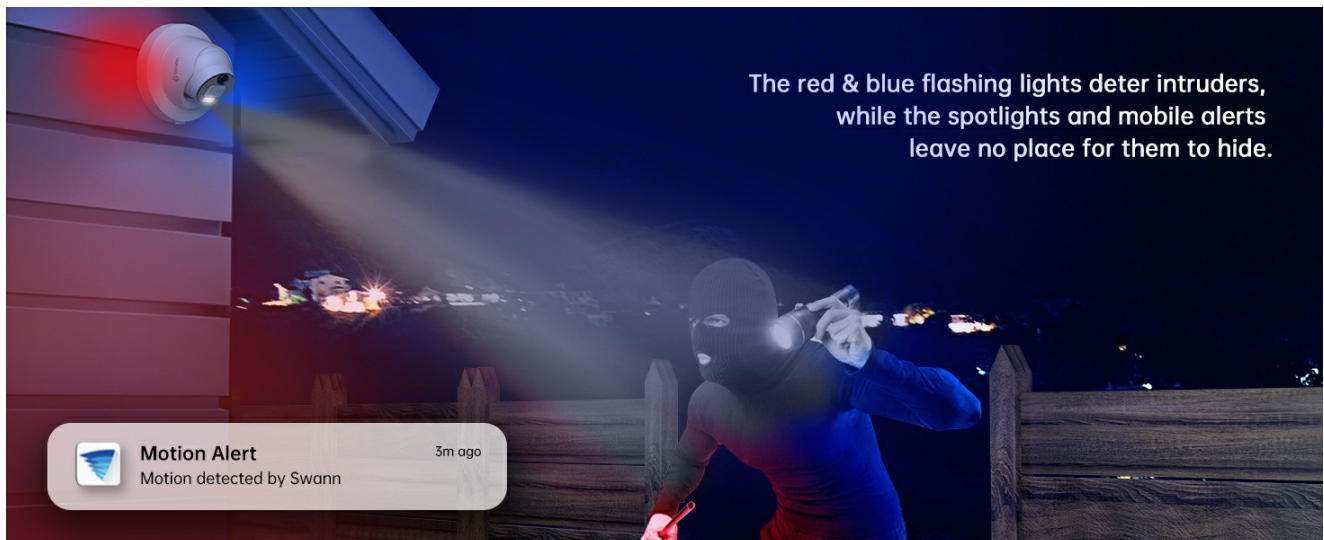


Image: A SwannForce camera with red and blue flashing lights actively deterring an intruder, illustrating the system's crime prevention capabilities.

5. 24/7 Surveillance & Storage

The system provides continuous 24/7 surveillance. The included 1TB HDD allows for extensive video storage, ensuring that footage is available when needed. The DVR supports external storage up to 4TB for expanded capacity.

Swann Red & Blue Light Flashing Security Camera System



Image: A multi-view display of live camera feeds, demonstrating the comprehensive coverage provided by the 24/7 surveillance system.

6. Remote Access & Mobile Alerts

Access your security system remotely via the Swann Security app on your mobile device. Receive reliable mobile alerts for detected activity, view live footage, and manage camera settings from anywhere.




Image: Remote monitoring of security camera feeds on a laptop and smartphone, highlighting the convenience of accessing your system from anywhere.

7. Voice Control Integration

The system is compatible with voice assistants such as Hey Google and Alexa, allowing you to view camera feeds on compatible smart displays or TVs using voice commands.

8. Data Security & Privacy

Swann prioritizes your security and privacy. All data and video files are encrypted and securely stored in the USA using Amazon Web Services (AWS). Swann products and their components are NDAA compliant.



Image: An abstract representation of secure data storage, emphasizing the system's commitment to privacy and data protection.

Official Product Video

Video: An official overview of the SwannForce Enforcer 1080p Security System, highlighting its key features and crime prevention capabilities.

MAINTENANCE

- **Regular Cleaning:** Periodically clean camera lenses with a soft, damp cloth to ensure clear image quality. Avoid abrasive cleaners.
- **Check Connections:** Ensure all wired connections to the DVR and cameras are secure and free from damage.
- **Software Updates:** Regularly check for and install firmware updates for your DVR and cameras to ensure optimal performance and security.
- **Hard Drive Health:** Monitor the health of your 1TB HDD through the DVR's settings. Consider backing up important footage periodically.
- **Weather Protection:** While cameras are IP66 weatherproof, ensure they are not exposed to direct, prolonged water submersion or extreme physical impact.

Want More Security?

At Swann we prioritise your privacy&security, so you can rest easy knowing your footage&data is secure on AWS (Amazon Web Services) servers. Swann products are fully NDAA&GDPR compliant.

Image: A close-up of a weatherproof dome camera, emphasizing its durability in various environmental conditions.

TROUBLESHOOTING

- **No Video Signal:** Check all cable connections between the camera, DVR, and monitor. Ensure power adapters are securely plugged in.
- **Poor Image Quality:** Clean the camera lens. Ensure the camera is properly focused (if adjustable). Check for obstructions in the camera's field of view.
- **False Motion Alerts:** Adjust the sensitivity settings for True Detect in the DVR or app. Ensure the detection zones are configured correctly to avoid triggering by irrelevant movement.
- **Remote Access Issues:** Verify your DVR is connected to the internet. Check your network settings and ensure the Swann Security app is updated to the latest version.
- **DVR Not Recording:** Check the hard drive status in the DVR settings. Ensure there is sufficient storage space and that recording schedules are correctly configured.

SPECIFICATIONS

Brand	Swann
Model Number	SODVK-846808DE-US
Connectivity Technology	Wired
Video Capture Resolution	1080p
Number of Channels	8
Memory Storage Capacity	1 TB (expandable to 4 TB)
Special Features	Dual Detection Zone, Motion Sensor, Vehicle Detection, Color Night Vision, Flashing Lights, Spotlights
Weatherproof Rating	IP66
Night Vision Range	100 Feet (30m)
Color Night Vision Range	32 Feet (10m)
Frame Rate	30 fps, 15 fps
Recording Mode	Event, Manual
Viewing Angle	90 Degrees
Product Dimensions	7.67 x 14.76 x 11.6 inches
Item Weight	22.1 pounds

WARRANTY

This Swann Security Camera System comes with a **1-Year Limited Warranty**. For specific terms and conditions, please refer to the warranty documentation included with your product or visit the official Swann website.

SUPPORT

For further assistance, technical support, or to access additional resources, please visit the official Swann support website. You can also find FAQs, software downloads, and contact information for customer service.

Online Support: www.swann.com/us/support