

Ikea ODONVIDE IK.105.050.85

IKEA ODONVIDE Weighted Blanket User Manual

Model: ODONVIDE IK.105.050.85

1. INTRODUCTION

Thank you for choosing the IKEA ODONVIDE Weighted Blanket. This manual provides essential information for the safe and effective use, care, and maintenance of your new blanket. Please read these instructions carefully before first use and retain them for future reference.

2. PRODUCT FEATURES

The IKEA ODONVIDE weighted blanket is designed to provide a soothing and comforting experience through deep pressure stimulation. Key features include:

- **Deep Pressure Comfort:** Mimics a gentle hug, promoting relaxation and potentially improving sleep quality.
- **Optimal Weight Distribution:** The quilted pattern ensures the filling remains evenly distributed, preventing shifting.
- **Versatile Use:** Suitable for year-round use, offering warmth without excessive heat. Can be combined with other bedding for added warmth.
- **Sustainable Materials:** Made from recycled polyester and renewable cotton.
- **Compatibility:** Designed to fit standard single duvet covers.



Image 1: The IKEA ODONVIDE weighted blanket, folded to display its quilted design and brand label.

3. SETUP AND INITIAL USE

1. **Unpack:** Carefully remove the blanket from its packaging.
2. **Inspect:** Check the blanket for any signs of damage or manufacturing defects. If any are found, do not use the blanket and contact customer support.
3. **Placement:** Place the weighted blanket on your bed or sofa. It can be used directly or inserted into a duvet cover.
4. **Weight Recommendation:** This 8 kg blanket is recommended for individuals weighing between 53 kg and 80 kg for optimal effect.
5. **Personal Use:** Weighted blankets are personal items. If sharing a bed, it is recommended that each person use their own weighted blanket tailored to their individual weight.



Image 2: A detailed view of the blanket's quilted stitching and the ODONVIDE label, highlighting its construction.

4. OPERATING INSTRUCTIONS

Using your weighted blanket is straightforward. Simply position it over your body while resting or sleeping.

- **For Sleep:** Place the blanket over your regular bedding or directly on top of you. Ensure it covers your body evenly for the best deep pressure sensation.
- **For Relaxation:** Use the blanket while sitting on a sofa or chair to help unwind and reduce stress.
- **Temperature Regulation:** The blanket is designed to be light and warm. If you find yourself too cold, you can easily add another throw or blanket on top. The quilted design allows air circulation.



Image 3: An individual enjoying a moment of relaxation on a sofa, covered by the weighted blanket.



Image 4: The weighted blanket in use, providing comfort to a person sleeping in bed.

5. MAINTENANCE AND CARE

Proper care will extend the life of your weighted blanket. Always refer to the care label attached to the product for specific instructions.

- **Washing:** Due to its weight and filling, machine washing may not be suitable for all domestic machines. Spot clean minor spills with a damp cloth and mild detergent. For thorough cleaning, professional dry cleaning is recommended.
- **Drying:** Air dry flat or hang to dry. Ensure the blanket is completely dry before storage or reuse to prevent mildew.
- **Storage:** Store in a cool, dry place when not in use.
- **Duvet Cover Use:** Using a duvet cover is highly recommended as it protects the weighted blanket and is easier to wash.



Image 5: The weighted blanket being held up, showcasing its full size and construction.

6. TROUBLESHOOTING

If you encounter any issues with your weighted blanket, please refer to the following common solutions:

Problem	Possible Cause	Solution
---------	----------------	----------








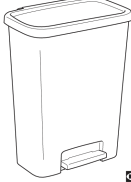

Problem	Possible Cause	Solution
Blanket feels too heavy or too light.	Incorrect weight for user's body mass.	Ensure the blanket weight (8 kg) is appropriate for your body weight (recommended 53-80 kg). Consider a different weight if outside this range.
Filling feels uneven.	Temporary shifting of internal beads.	Gently shake and redistribute the blanket. The quilted design is intended to minimize this, but minor adjustments may be needed.
Blanket feels too warm.	Personal preference or environmental factors.	The blanket is designed to be breathable. Ensure your room temperature is comfortable. You may use it without additional bedding if preferred.

7. SPECIFICATIONS

Attribute	Value
Brand	IKEA
Model Name	ODONVIDE
Model Number	IK.105.050.85
Color	Dark Grey
Dimensions	150 x 200 cm (2L x 1.5l meters)
Item Weight	8 kg
Material	Polyester, Cotton
Special Feature	Lightweight (referring to its breathable nature, not overall weight)
Recommended Age Range	Adult
Recommended User Weight	53 kg to 80 kg

8. WARRANTY AND SUPPORT

For information regarding warranty, returns, or customer support, please refer to your purchase documentation or visit the official IKEA website. Keep your proof of purchase for any warranty claims.
IKEA Official Website: www.ikea.com

<p>ODONVIDE</p> 	<p>ODONVIDE Weighted Blanket: Usage Guide and Care Instructions</p> <p>Discover the ODONVIDE weighted blanket by IKEA. This guide provides essential information on usage, benefits for relaxation and sleep, safety precautions, and care instructions. Suitable for children aged 12 and over.</p>
<p>ODONVIDE</p> 	<p>ODONVIDE Weighted Blanket: Comfort and Relaxation</p> <p>Discover the ODONVIDE weighted blanket, designed for comfort and relaxation. Learn about its benefits, how to use it, and care instructions. Suitable for ages 12 and up.</p>
<p>ODONVIDE</p> 	<p>ODONVIDE Weighted Blanket: Benefits, Usage, and Care IKEA</p> <p>Discover the ODONVIDE weighted blanket from IKEA. Learn about its benefits for relaxation and sleep, usage guidelines, and care instructions. Suitable for ages 12+.</p>
<p>ÄLEBY</p>  	<p>ÄLEBY Swivel Armchair Assembly Instructions</p> <p>Step-by-step assembly guide for the IKEA ÄLEBY swivel armchair, including parts and assembly process.</p>
<p>IVAR Storage solution</p>  	<p>IKEA IVAR Storage Solution: Buying Guide and Combinations</p> <p>Discover the versatile IKEA IVAR storage system. This comprehensive buying guide details care instructions, environmental considerations, safety advice, and presents numerous pre-designed combinations with itemized shopping lists to help you create your ideal storage solution.</p>
<p>KNÖCKLA</p>  	<p>IKEA KNÖCKLA Pedal Bin Assembly Instructions</p> <p>Step-by-step guide for assembling the IKEA KNÖCKLA pedal bin, a 50-liter dark grey trash can.</p>

