

Bedsure CA000010GXU

Bedsure XL Plus Orthopedic Dog Bed (Model CA000010GXU) - Instruction Manual

Comprehensive guide for setup, use, and maintenance.

INTRODUCTION

Thank you for choosing the Bedsure XL Plus Orthopedic Dog Bed. This manual provides essential information to ensure proper setup, operation, and maintenance of your pet's new bed, designed for optimal comfort and support. Please read these instructions carefully before use.

PRODUCT FEATURES

The Bedsure XL Plus Orthopedic Dog Bed is engineered with your pet's well-being in mind, offering a blend of comfort, durability, and ease of care. Key features include:

- **Orthopedic Support:** High-density egg-crate foam distributes weight evenly, providing pressure relief and joint support for a deep, restful sleep.
- **Enhanced Comfort:** A 4-sided bolster design offers ultimate security and various cozy positions. The cushioned bolster supports the head and neck, while a lowered entrance protects your pet's knees.
- **Waterproof & Easy Care:** The durable foam mattress is protected by a waterproof liner. The zippered cover is removable and machine washable for easy cleaning.
- **Tested & Pet Approved:** Wrapped in velvety soft flannel fabric for soothing comfort.
- **Pet Safe Materials:** Certified by OEKO-TEX (24.HCN.46956) and CertiPUR-US certified foam, ensuring a safe environment. Features a non-skid bottom for stability.

For a visual overview of the product's features, please watch the official Bedsure video below:

Video: Bedsure Pink Orthopedic Dog Beds for Small-XXL Dogs. This video showcases the various sizes and features of Bedsure orthopedic dog beds, highlighting their design and comfort for pets.

SETUP GUIDE

Follow these steps to set up your Bedsure Orthopedic Dog Bed:

1. Step 1: Unpack Components

Carefully remove all components from the compressed packaging.

2. Step 2: Insert Foam

Place the egg-crate foam mattress into the dog bed cover. Ensure it is properly aligned within the cover.

3. Step 3: Secure Zipper

Close the zipper securely around the foam insert.

4. Step 4: Allow Expansion

Gently beat the foam to help it expand. Allow up to 72 hours for the dog bed to fully expand and regain its intended shape.

REMOVABLE WASHABLE COVER



Image: Visual guide for assembling the Bedsure Orthopedic Dog Bed, illustrating the four-step process from unpacking to full expansion.

OPERATING INSTRUCTIONS

Once assembled, your Bedsure Orthopedic Dog Bed is ready for use. Place it in a comfortable, quiet area

where your pet can relax without disturbance. The lowered entrance allows for easy access, especially for older or smaller pets.

Sizing Guide

To ensure the best fit for your pet, refer to the sizing information below. If your pet's weight falls between sizes, consider sizing up for extra comfort.

ASSEMBLY GUIDELINE

Step 1



Take the components out of the compressed bag.

Step 2



Insert the foam into the dog bed cover.

Step 3



Close the zipper securely.

Step 4



Please beat the sponge thoroughly, and allow the dog bed to expand fully before use, which may take up to 72 hours.

Image: Detailed size chart for Bedsure dog beds, illustrating different dimensions and recommended pet weights for each size.

Bedsure Orthopedic Dog Bed Size Chart

Size	Dimensions (L x W x Th)	Sleeping Area	Suitable Weight
XS	20"L x 15"W x 6"Th	14"L x 10"W	10 lbs
S	24"L x 18"W x 6"Th	18.5"L x 13"W	15 lbs
M	28"L x 23"W x 6.5"Th	20.5"L x 19"W	30 lbs
L	35"L x 25"W x 6.5"Th	26.5"L x 20"W	50 lbs
L Plus	38"L x 28"W x 6.5"Th	30.5"L x 24"W	70 lbs
XL	42"L x 32"W x 6.5"Th	34"L x 27.5"W	90 lbs

Size	Dimensions (L x W x Th)	Sleeping Area	Suitable Weight
XL Plus	48"L x 35"W x 8"Th	39.5"L x 31"W	120 lbs
XXL	52"L x 41"W x 8"Th	44"L x 37"W	150 lbs

Note: Due to compression, slight measurement errors may occur, but always within 10% tolerance.

MAINTENANCE & CARE

Proper care will extend the life and cleanliness of your dog bed. The Bedsure Orthopedic Dog Bed is designed for easy maintenance.

Cleaning Instructions

- **Removable Cover:** The outer cover of the dog bed is fully removable and machine washable. Unzip the cover and remove the foam mattress and bolster inserts.
- **Machine Wash:** Wash the cover in cold water on a gentle cycle. Use a mild detergent.
- **Drying:** Tumble dry on low heat or air dry. Do not bleach or iron.
- **Waterproof Liner:** The foam mattress is encased in a waterproof liner to protect it from spills and accidents. This liner should be wiped clean with a damp cloth if soiled. Do not machine wash the foam or its liner.

SIZE GUIDE



XS **20x15x6in**
Sleeping Area : 14x12 in
Suitable Weight : 10 lbs



S **24x18x6in**
Sleeping Area : 18.3x15 in
Suitable Weight : 15 lbs



M **28x23x6.5in**
Sleeping Area : 20.5x19 in
Suitable Weight : 30 lbs



L **35x25x6.5in**
Sleeping Area : 26.5x20 in
Suitable Weight : 50 lbs



L plus **38x28x6.5in**
Sleeping Area : 30.5x24 in
Suitable Weight : 70 lbs



XL **42x32x6.5in**
Sleeping Area : 34x27.5 in
Suitable Weight : 90 lbs



XL plus **48x35x8in**
Sleeping Area : 39.5x31 in
Suitable Weight : 120 lbs



XXL **52x41x8in**
Sleeping Area : 44x37 in
Suitable Weight : 150 lbs

If your pet's weight falls between sizes, size up for extra comfort!

Due to compression, slight measurement errors may occur, but always within 10% tolerance.

Image: Instructions for cleaning the Bedsure dog bed, emphasizing the removable and machine-washable cover after removing the foam insert.

NEW WATERPROOF DESIGN

Before



Waterproof Inner Lining

Protects the foam from any liquids seeping into the fabric.

After



Waterproof Sleeping Area

Waterproof cover blocks leaks, keeps foam dry & fresh. **(Please note: no inner lining is included)**



Hot Tip: Currently, two variants of our waterproof products are available on the market. If you purchased our dog bed and noticed any changes, keep in mind this is from product iteration.

Image: Illustration of the new waterproof design, highlighting the inner lining that protects the foam and the easy-to-clean waterproof sleeping surface.

TROUBLESHOOTING

If you encounter any issues with your Bedsure Orthopedic Dog Bed, please refer to the following common solutions:

- **Bed Not Fully Expanded:** If the foam has not fully expanded after 72 hours, gently massage the foam and allow a few more hours. Ensure it was removed from compression packaging promptly.
- **Cover Difficult to Zip:** Ensure the foam is correctly positioned within the cover and not bunched up. Gently work the zipper around the edges.
- **Odor:** A new foam product may have a slight odor upon unpacking. This is normal and will dissipate within a few days in a well-ventilated area.
- **Slipping on Floor:** The bed features a non-skid bottom. Ensure the bottom is clean and free of debris for optimal grip on smooth surfaces.

SPECIFICATIONS

Detailed specifications for the Bedsure XL Plus Orthopedic Dog Bed (Model CA000010GXU):

Attribute	Value
Item Weight	11.22 pounds
Manufacturer	Bedsure Comfy Pet
ASIN	B0BVWDXP41
Item model number	CA000010GXU
Date First Available	February 15, 2023
Item Package Dimensions L x W x H	19.09 x 15.71 x 7.91 inches
Item Dimensions LxWxH	48 x 35 x 8 inches
Brand Name	Bedsure
Target Audience Keyword	dogs
Color	Grey
Size	48"L x 35"W x 8"Th
Material	Polyester, Polyurethane foam
Age Range Description	All Life Stages
Number of Items	1
Breed Recommendation	Extra Large
Special Feature	Easy to Clean, Environmentally Friendly, Orthopedic, Removable Cover, Waterproof







WARRANTY INFORMATION

For specific warranty details regarding your Bedsure XL Plus Orthopedic Dog Bed, please refer to the product packaging or contact Bedsure customer support directly. Bedsure is committed to quality and customer satisfaction.

CUSTOMER SUPPORT

If you have any questions, concerns, or require assistance with your Bedsure product, please contact Bedsure customer support through their official website or the retailer where the product was purchased. You can also visit the [Bedsure Store on Amazon](#) for more information.

Related Documents - CA000010GXU

	<p>Bedsure Egg Crate Pet Sofa Calming Plush Assembly Instructions</p> <p>A detailed, step-by-step guide for assembling the Bedsure Egg Crate Pet Sofa Calming Plush dog bed. Learn how to unpack components, insert foam bolsters, and complete the assembly for your pet's comfort.</p>
	<p>Bedsure Heated Blanket & Mattress Pad: Important Instructions, Setup, Care, and Troubleshooting</p> <p>Comprehensive guide for the Bedsure Heated Blanket & Mattress Pad, covering important safety instructions, setup procedures, controller features, care and cleaning, and troubleshooting tips. Ensure safe and optimal use of your electric heated bedding.</p>
	<p>Bedsure Heating Pad User Manual and Safety Instructions</p> <p>Comprehensive user manual for the Bedsure Heating Pad (Model BS-HP1224), including important safety instructions, operating guide, care and maintenance, electrical specifications, and warranty information.</p>
	<p>Bedsure SM-HP3060-EU/UK Heating Pad: User Manual</p> <p>User manual for the Bedsure SM-HP3060-EU/UK heating pad. Provides safety warnings, operating instructions, care guides, specifications, and support contact information in English, German, and Spanish.</p>
	<p>Bedsure Comfortable Flannel Heated Throw Blanket User Manual</p> <p>User manual for the Bedsure Comfortable Flannel Heated Throw Blanket, including safety instructions, product specifications, operation guide, cleaning and maintenance, troubleshooting, and warranty information.</p>
	<p>Bedsure Electric Heated Blanket User Manual</p> <p>Comprehensive user manual for the Bedsure Electric Heated Blanket, providing detailed instructions for safe operation, cleaning, and storage. Includes safety warnings and product specifications.</p>