

YFFIZQ MTK4.3-16GB

YFFIZQ MTK4.3-16GB MP3 Player User Manual

Model: MTK4.3-16GB

[Setup](#)

[Operating Instructions](#)

[Maintenance](#)

[Troubleshooting](#)

[Specifications](#)

[Warranty](#)

[Support](#)

1. SETUP

1.1 Package Contents

Verify that all items are present in the package:

- YFFIZQ MTK4.3-16GB MP3 Player
- USB data cable
- User manual
- Earphones

A SOURCE OF JOY FOR THE WHOLE FAMILY

Easy to use
the elderly and children can also get started quickly. Built-in dictionary
parental control apps

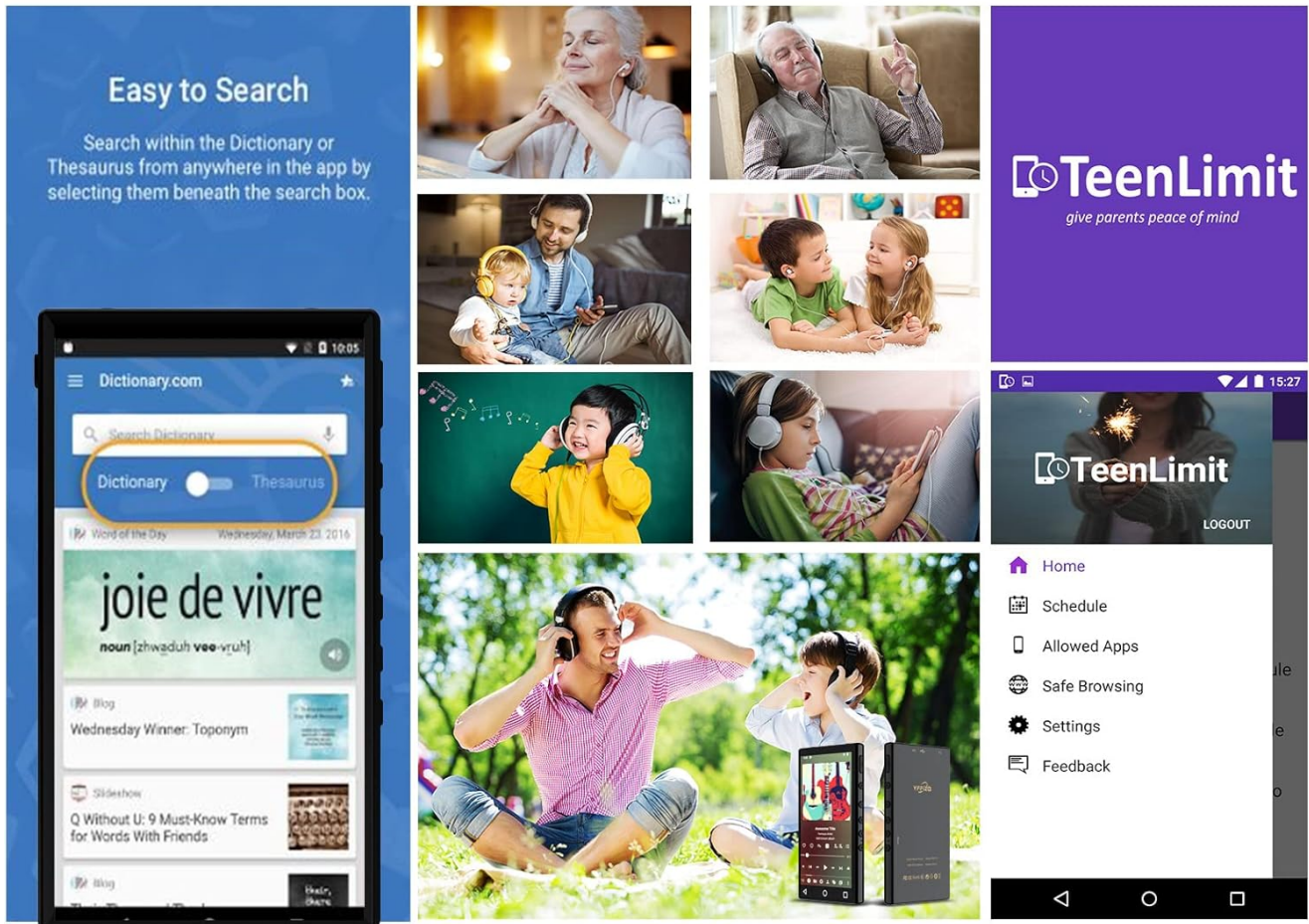


Image: The YFFIZQ MP3 Player shown with its USB data cable, earphones, and user manual.

1.2 Charging the Device

Before initial use, fully charge the MP3 player. Connect the device to a power source using the provided USB data cable. A full charge typically takes 2 to 2.5 hours.



Image: An illustration of the MP3 player connected for charging, highlighting its fast charge feature.

1.3 Power On/Off

- **To Power On:** Press and hold the power button located on the side of the device until the screen illuminates.
- **To Power Off:** Press and hold the power button, then select 'Power Off' from the on-screen options.

1.4 Inserting a Micro SD Card

The device has 16GB of internal memory and supports expansion up to 256GB via a Micro SD card. Locate the Micro SD card slot on the side of the device and gently insert the card until it clicks into place.

1.5 Initial Wi-Fi Setup

Upon first power-on, follow the on-screen prompts to connect to a Wi-Fi network. This enables access to online streaming services and the Google Play Store.



Image: The MP3 player screen showing a Wi-Fi connection icon, indicating successful network access.

2. OPERATING INSTRUCTIONS

2.1 Basic Navigation

The device features a 4.3-inch full HD multi-touch screen. Navigate the Android 9.0 interface by tapping, swiping, and pinching. Physical buttons for volume and power are located on the side.



Image: The MP3 player showcasing its 4.3-inch full touch screen with an active display.

2.2 Music Playback

The player supports both offline and online music streaming. It comes with a built-in offline music player, Musicolet, and supports online platforms like Spotify, Pandora, and AudioMack.

- **Offline Music:** Use the pre-installed Musicolet app to manage and play music stored on the device or Micro SD card. It offers multi-queue management, a professional-grade equalizer, and custom playlists.
- **Online Music:** Connect to Wi-Fi and use pre-installed streaming apps or download others from the Google Play Store.



Image: The MP3 player's screen displaying the interface of its built-in music player.




Image: Various online music streaming application icons displayed, indicating support for platforms like Spotify and Pandora.

2.3 Bluetooth Connectivity

The device features a Bluetooth 5.0 dual-mode chip, allowing for stable connections and compatibility with various Bluetooth devices. It can connect to two Bluetooth devices simultaneously.

- **Pairing:** Go to Settings > Connected devices > Bluetooth. Turn on Bluetooth and select your desired device from the list to pair.
- **Dual Connection:** The player can connect to a Bluetooth speaker for audio output while simultaneously maintaining a Bluetooth connection to a mobile phone for data transfer.



Image: The MP3 player displaying a Bluetooth icon, signifying its wireless connectivity feature.

2.4 Wi-Fi Functionality

Connect to Wi-Fi (2.4G/5G) to access online content, download applications, and stream music. The device supports a fully open APP market, allowing independent installation of applications.



Image: The MP3 player screen showing the Google Play Store icon, confirming its support for app downloads.

2.5 Video Playback

The 4.3-inch HD screen supports smooth playback of 1080P high-resolution video. It is compatible with various video formats including RM, AVI, RMVB, 3GP, FLV, MP4, DAT, MKV, MPG, MOV, and TS without requiring conversion.

BABY SKIN-LIKE TOUCH AND ADVANCED MATERIAL DESIGN

Exquisite appearance, optimal size, perfect screen ratio, simple and smooth lines, excellent texture will make you fondle admiringly.


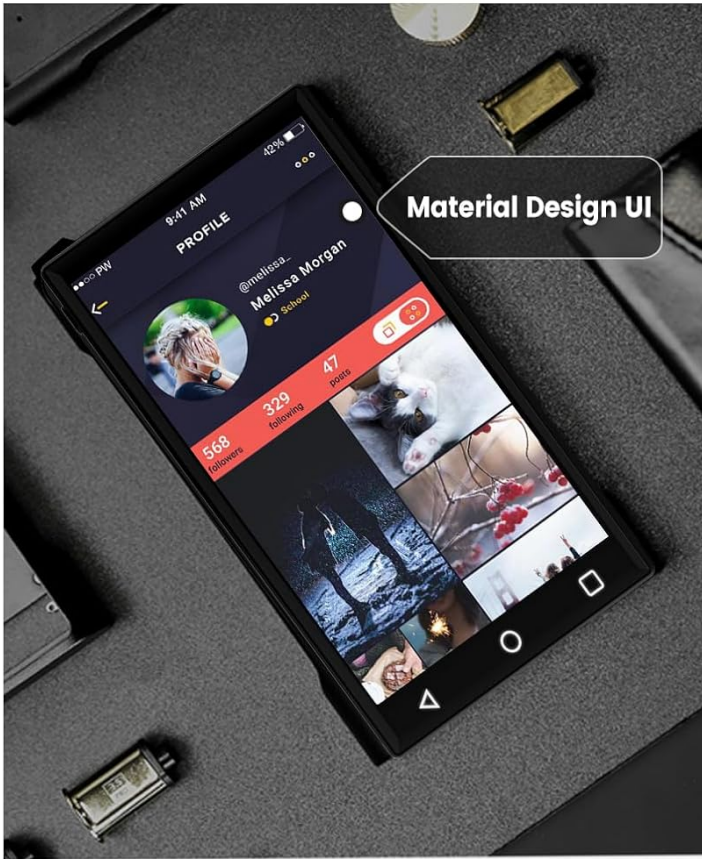


Image: The YFFIZQ MP3 Player showing a video playing on its screen, demonstrating its video playback capability.

2.6 Other Features

- **FM Radio:** Access FM radio functionality through the pre-installed application.
- **Hi-Res Audio:** The built-in HIFI digital decoding chip ensures clear and immersive sound quality through both built-in speakers and earphones.
- **Equalizer:** Utilize the professional-grade equalizer for customized audio output.
- **Pedometer:** Track steps and activity.
- **E-book Reader:** Read e-books on the device.
- **Voice Recorder:** Use the built-in recorder for audio memos.

3. MAINTENANCE

3.1 Cleaning

Wipe the device with a soft, dry cloth. Avoid using liquid cleaners or abrasive materials, as these can damage the screen or casing.

3.2 Battery Care

The device is equipped with a 2000mAh Lithium Ion battery. To prolong battery life:

- Avoid extreme temperatures.
- Do not fully discharge the battery regularly.
- If the device heats up significantly while charging and in use, discontinue use during charging to prevent potential battery degradation.

3.3 Software Updates

The device runs on Android 9.0. While some applications may receive updates via the Google Play Store, system-level updates are not guaranteed.

4. TROUBLESHOOTING

4.1 Device is Slow or Unresponsive

- Close unnecessary background applications.
- Clear cache for frequently used apps.
- Restart the device.
- Ensure sufficient free storage space.

4.2 Battery Drains Quickly

- Reduce screen brightness.
- Disable Wi-Fi and Bluetooth when not in use.
- Limit background app activity.
- Ensure no apps are consuming excessive power in the background.

4.3 Headphone Jack Issues

If audio is intermittent or only works in a specific position, try the following:

- Ensure the headphone plug is fully inserted.
- Test with a different pair of headphones to rule out headphone malfunction.
- Gently clean the headphone jack for any debris.

4.4 Resetting the Device

If issues persist, you may perform a factory reset. This will erase all data on the device. Navigate to Settings > System > Reset options > Erase all data (factory reset).

5. SPECIFICATIONS

Model Name	MTK4.3-16GB
Dimensions	11.4 x 6.3 x 0.98 cm
Weight	120 Grams
Screen Size	4.3 Inches
Display Technology	LCD
Internal Memory	16 GB

Expandable Memory	Up to 256GB (Micro SD)
RAM	3GB
CPU	8-core processor (up to 3G speed)
Operating System	Android 9.0
Battery Capacity	2000mAh Lithium Ion
Battery Life (Average)	31 Hours (Music playback)
Connectivity	Bluetooth 5.0 (Dual-mode), Wi-Fi (2.4G/5G)
Supported Audio Formats	AAC, AMR, APE, FLAC, M4A, ASF, OGG, MIDI, AIFF, MP3, WAV, WMA, 3GA, MP2, RA, VQF, M4R, AC3
Supported Video Formats	MP4, MV4, 3GP, MPG, FLV, F4V, SWF, AVI, GIF, WMV, RMVB, MOV, MTS, M2T, WebM, OGG, MKV
Special Features	Built-In Clip, Equalizer, FM Radio, Hi-Res Audio, Video Playback, Pedometer, E-book, Recorder



Image: A visual representation of an 8-core CPU, highlighting the device's processing power.

6. WARRANTY INFORMATION

This product comes with a **2-year warranty** from the date of purchase. Please retain your proof of purchase for warranty claims. The warranty covers manufacturing defects and malfunctions under normal use. It does not cover damage caused by misuse, accidents, unauthorized repairs, or normal wear and tear.

7. CUSTOMER SUPPORT

For technical assistance, troubleshooting, or warranty inquiries, please contact YFFIZQ customer support:

- **Phone:** +86-13760321959

