

Manuals+

[Q & A](#) | [Deep Search](#) | [Upload](#)

manuals.plus /

› [Casio](#) /

› [Casio FX-83GTCW Scientific Calculator User Manual](#)

Casio FX-83GTCW-W-UT

Casio FX-83GTCW Scientific Calculator User Manual

Model: FX-83GTCW-W-UT



PRODUCT OVERVIEW

The Casio FX-83GTCW is a highly capable scientific calculator designed for a wide range of mathematical and scientific calculations. This model is an upgraded version offering enhanced functionality and user experience.

- Approved for use in various examinations where calculators are permitted.
- Recommended for educational use, including Key Stages 3 and 4, GCSE, National and Higher, Junior and Leaving examinations.
- Includes a clip-on protective hard cover for durability and portability.

SETUP

Battery Installation

The Casio FX-83GTCW requires one AAA battery (included). Follow these steps to install or replace the battery:

1. Locate the battery compartment cover on the back of the calculator.
2. Slide the cover off in the direction indicated by the arrow.
3. Insert the AAA battery, ensuring the positive (+) and negative (-) terminals are correctly aligned.
4. Replace the battery compartment cover, sliding it back into place until it clicks securely.





Front view of the Casio FX-83GTCW scientific calculator, showing the display and key layout.



The Casio FX-83GTCW calculator alongside its clip-on protective hard cover.

OPERATING INSTRUCTIONS

Power On/Off

- To turn on the calculator, press the **ON** button.
- To turn off the calculator, press **SHIFT** then **AC** (OFF).

Basic Arithmetic

Perform standard calculations using the number keys and operation keys (+, -, ×, ÷). Press **EXE** to get the result.

- Example: To calculate 9×9 , press **9 × 9 EXE**. The result will be 81.

Scientific Functions

The calculator supports various scientific functions, including powers, roots, and trigonometric operations.

- To calculate a square (x^2): Enter the number, then press **x^2** . Example: To calculate 9^2 , press **9 x^2 EXE**. The result will be 81.
- To calculate a square root ($\sqrt{}$): Press **$\sqrt{}$** , then enter the number. Example: To calculate $\sqrt{81}$, press **$\sqrt{}$ 81 EXE**. The result will be 9.
- Trigonometric functions (sin, cos, tan): Enter the angle, then press the corresponding trigonometric function key. Ensure the calculator is in the correct angle mode (Degrees, Radians, Gradians) by checking the display or adjusting in settings.

MAINTENANCE

- Keep the calculator clean by wiping it with a soft, dry cloth. Avoid using abrasive cleaners or solvents.
- Store the calculator in its protective hard cover when not in use to prevent scratches and damage.
- Avoid exposing the calculator to extreme temperatures, humidity, or direct sunlight.
- If the calculator will not be used for an extended period, consider removing the battery to prevent leakage.

TROUBLESHOOTING

Display is Blank or Faint

- Check if the battery is correctly installed and has sufficient charge. Replace the battery if necessary.
- Ensure the calculator is turned on by pressing the **ON** button.

Incorrect Calculation Results

- Verify that the correct mode is selected for your calculations (e.g., DEG for degrees in trigonometry).
- Clear any previous calculations or memory by pressing **AC** or resetting the calculator if needed (refer to the full manual for reset procedures).

SPECIFICATIONS

| | |
|----------------------|-------------------------------------|
| Brand | Casio |
| Model Number | FX-83GTCW-W-UT |
| Item Weight | 6.7 ounces |
| Product Dimensions | 6.38 x 3.03 x 0.1 inches |
| Batteries | 1 AAA batteries required (included) |
| Color | Black |
| Material Type | Plastic |
| Number of Items | 1 |
| Calculator Type | Engineering/Scientific |
| Power Source | Battery Powered |
| Date First Available | July 7, 2023 |

WARRANTY AND SUPPORT

The Casio FX-83GTCW Scientific Calculator comes with a 3-year manufacturer's warranty, covering defects in materials and workmanship under normal use.





For returns or replacements, a 30-day return policy is typically available from the point of purchase. Please refer to your retailer's specific return policy for details.

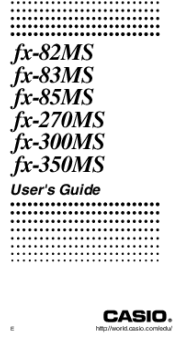

For technical support, troubleshooting assistance, or warranty claims, please contact Casio customer service. Visit the official Casio website for contact information and additional resources.

You can find more information and support on the [Casio Store on Amazon](#).



Related Documents - FX-83GTCW-W-UT

| | |
|---|--|
|  | <p>Casio fx-82TL, fx-83WA, fx-85W, fx-85WA, fx-270W PLUS, fx-300W, fx-350TL, fx-911W User's Guide</p> <p>Comprehensive user's guide for Casio fx-82TL, fx-83WA, fx-85W, fx-85WA, fx-270W PLUS, fx-300W, fx-350TL, and fx-911W calculators, covering features, operations, safety, and specifications.</p> |
|  | <p>The Enjoyable Path to Math: CASIO Scientific Calculator Problem Solver</p> <p>Learn to solve a wide range of middle and high school math problems using CASIO Scientific Calculators. This supplementary reader provides step-by-step guidance for models like fx-991MS, fx-570MS, fx-115MS, fx-100MS, fx-95MS, fx-82MS, fx-350MS, and fx-85MS, making complex calculations accessible and math more enjoyable.</p> |
|  | <p>CASIO Scientific Calculators User's Guide - fx-82TL, fx-83WA, fx-85W, fx-85WA, fx-270W PLUS, fx-300W, fx-350TL, fx-911W</p> <p>Explore the comprehensive user's guide for CASIO scientific calculators, detailing operation, features, and troubleshooting for models like the fx-82TL, fx-83WA, fx-85W, and more. Essential information for users.</p> |
|  | <p>Casio fx-95MS, fx-100MS, fx-115MS, fx-570MS, fx-991MS User's Guide</p> <p>This user's guide provides comprehensive instructions for operating the Casio fx-95MS, fx-100MS, fx-115MS, fx-570MS, and fx-991MS calculators. It covers basic and scientific calculations, memory functions, statistical analysis, equation solving, and technical specifications.</p> |

| | |
|---|--|
|  | <p>CASIO fx-82MS/fx-83MS/fx-85MS/fx-270MS/fx-300MS/fx-350MS User's Guide</p> <p>Comprehensive user's guide for CASIO fx-82MS, fx-83MS, fx-85MS, fx-270MS, fx-300MS, and fx-350MS scientific calculators, covering features, operations, and specifications.</p> |
|  | <p>Casio fx-82MS Series User's Guide</p> <p>Comprehensive user's guide for Casio fx-82MS, fx-82SX PLUS, fx-85MS, fx-220 PLUS, fx-300MS, and fx-350MS calculators, covering basic and advanced functions, statistical calculations, error handling, and specifications.</p> |