Saved from manuals.plus.
Open the live page for links to other documents and user manuals.

YFFIZQ MTK4.3-144GB

YFFIZQ Android 9.0 MP3 Player User Manual

Model: MTK4.3-144GB

1. Introduction

Thank you for choosing the YFFIZQ Android 9.0 MP3 Player. This device is a versatile portable media player featuring Android 9.0, Bluetooth 5.0, Wi-Fi connectivity, a 4.3-inch full touch screen, and HiFi sound quality. It supports both offline music playback and online streaming services, offering a comprehensive entertainment experience.



Overview of the YFFIZQ Android MP3 Player's key features, including Android 9.0, Google Play support, Wi-Fi, Bluetooth 5.0, FM Radio, Pedometer, E-book, Recorder, HiFi lossless sound, 144GB memory, 3GB RAM, and a 4.3-inch multi-touch screen.

What's in the Box:

- YFFIZQ Android 9.0 MP3 Player (MTK4.3-144GB)
- 128GB Micro SD card (pre-installed or included separately)

- USB data cable (Type-C)
- Earphones
- User manual

2. Setup

2.1 Initial Charging

Before first use, fully charge the device. Connect the provided USB Type-C cable to the player's charging port and the other end to a USB power adapter (not included) or a computer's USB port. The device has a 2000mAh battery. A full charge typically takes 2 to 2.5 hours.

2.2 Micro SD Card Installation

The player comes with a 128GB Micro SD card, providing a total of 144GB storage (16GB internal + 128GB SD card). The memory can be expanded up to 256GB by replacing the Micro SD card. Locate the Micro SD card slot (usually on the side, protected by a cover) and insert the card gently until it clicks into place.

2.3 Power On/Off

To power on, press and hold the power button located on the side of the device until the screen lights up. To power off, press and hold the power button, then select 'Power off' from the options that appear on the screen.

2.4 Wi-Fi Connection

Upon first boot or when needed, connect the device to a Wi-Fi network to access online features and download apps. Go to **Settings** > **Network & Internet** > **Wi-Fi**, then select your desired network and enter the password.



The device's Wi-Fi connection screen, illustrating how to connect to available networks.

3. Operating Instructions

3.1 Controls and Display

The player features a 4.3-inch full HD multi-touch screen for intuitive navigation. Physical buttons include volume controls, play/pause, and track skip buttons. A hold switch on the upper left side can disable hardware media keys to prevent accidental presses.

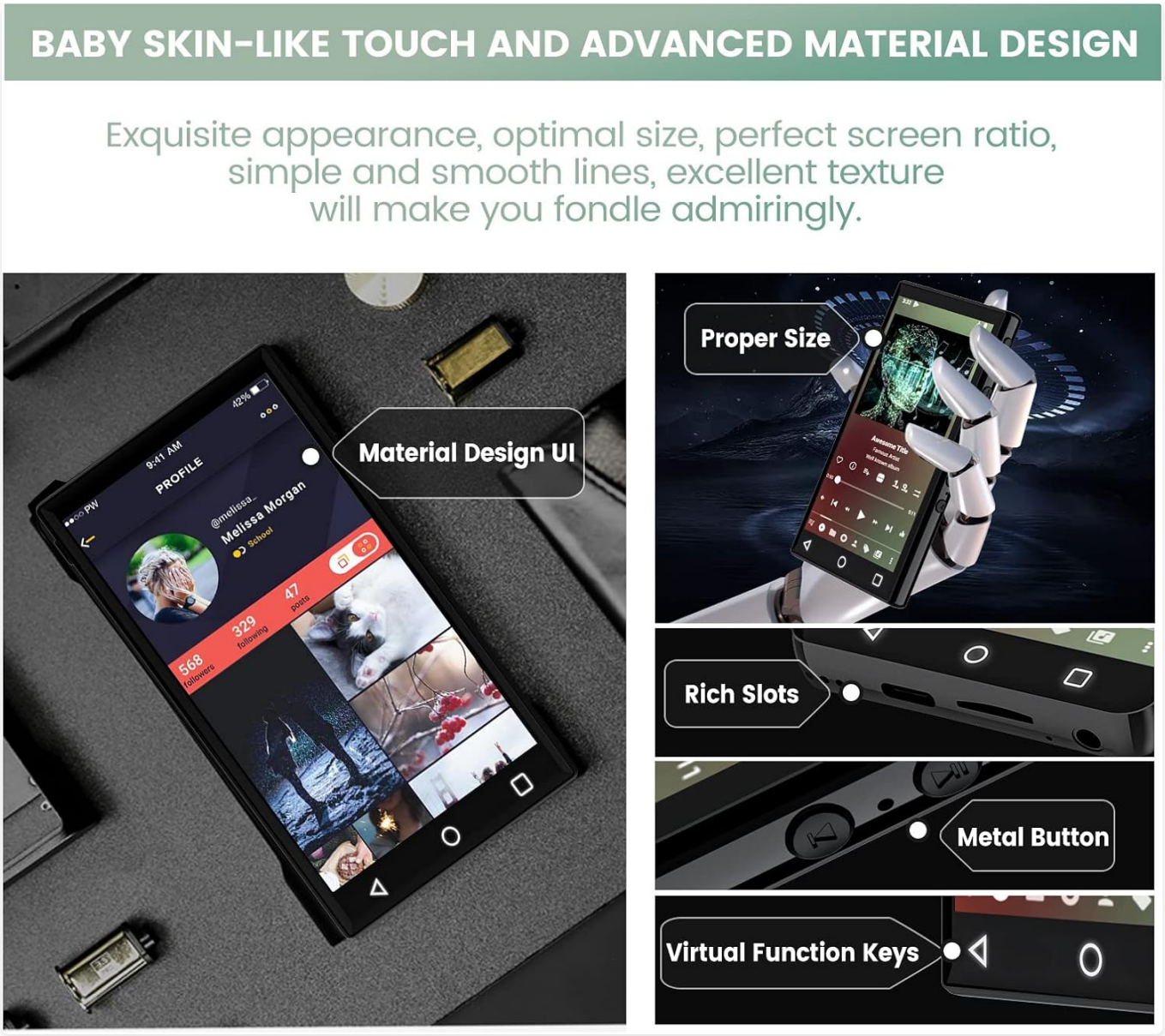

Detailed view of the player's design, highlighting its proper size, rich slots for connectivity, metal buttons, and virtual function keys for navigation.



The 4.3-inch Max Vision HD+ display of the MP3 player, showcasing its built-in speaker for audio output.

3.2 Music Playback

The device supports both offline and online music playback with HiFi sound quality.

- **Offline Music:** Utilize the pre-installed Musicolet player for advanced features like multi-queue management, professional-grade equalizer, and custom playlists. It supports a wide range of audio formats including AAC, AMR,

APE, FLAC, M4A, ASF, OGG, MIDI, AIFF, MP3, WAV, WMA, 3GA, MP2, RA, VQF, M4R, and AC3.

- **Online Streaming:** Access popular streaming platforms such as Spotify, Pandora, and AudioMack directly on the device.



The MP3 player's interface, demonstrating its equalizer function and the ability to browse and play music from streaming services like Spotify.



Various music playback features including lock screen controls, widgets, multiple queues, and a powerful equalizer, organized into 7 song categories.

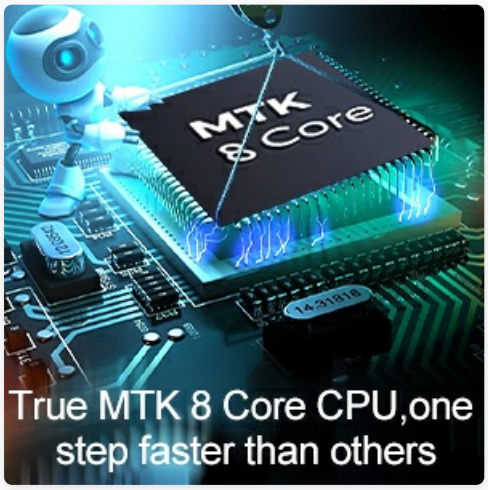

The MP3 player delivers HiFi Lossless Sound Quality, providing an immersive audio experience.

3.3 Video Playback

The 4.3-inch HD screen supports smooth playback of 1080P high-resolution videos. It is compatible with various video formats including RM, AVI, RMVB, 3GP, FLV, MP4, DAT, MKV, MPG, MOV, and TS, eliminating the need for format conversion.



The intelligent system and FHD large screen of the MP3 player provide a vibrant visual experience, supporting various media applications.

3.4 Bluetooth Connectivity

Equipped with a Bluetooth dual-mode 5.0 chip, the player offers quick pairing and stable connections. It is backward and upward compatible with multiple Bluetooth device versions. You can connect to two Bluetooth devices simultaneously, for example, playing music through a Bluetooth speaker while maintaining a data connection with your phone.

3.5 App Installation (Google Play Store)

Running on Android 9.0, the device has the Google Play Store pre-installed, allowing you to download and install any compatible applications. This provides extensive customization and functionality beyond standard media playback.

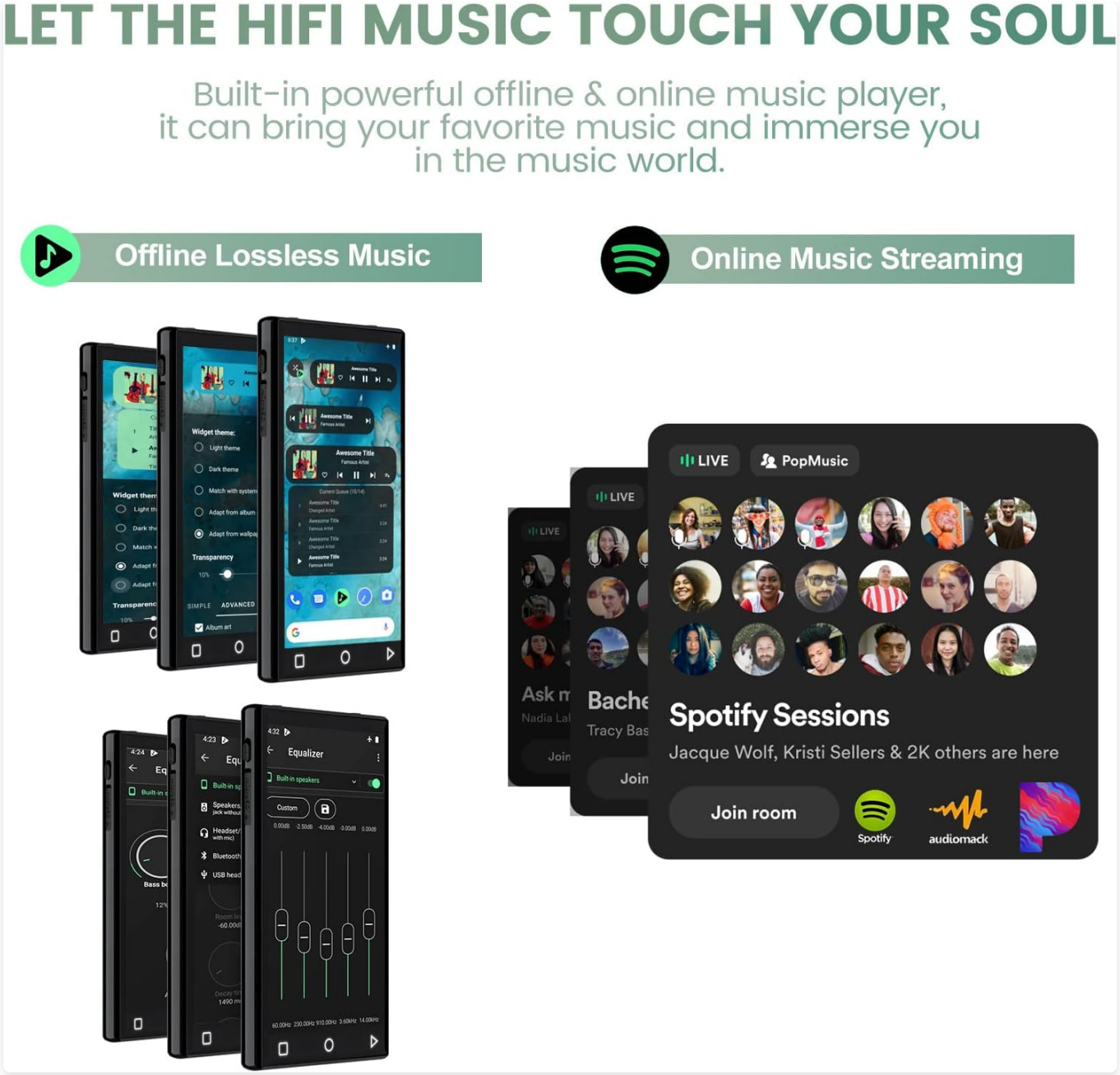

The MP3 player's integration with the Google ecosystem, showcasing the Google Play Store and various pre-installed and downloadable applications.



A collection of popular app logos, demonstrating the wide range of applications compatible with the MP3 player, including music streaming and media players.



The MP3 player supports the Google Play Store, allowing users to download and install a wide variety of applications.

3.6 File Transfer

Transfer files to and from the device using the provided USB Type-C cable. Connect the player to your computer, and it will appear as a removable storage device. The device also supports OTG (On-The-Go) transmission for direct data transfer and charging with compatible devices.

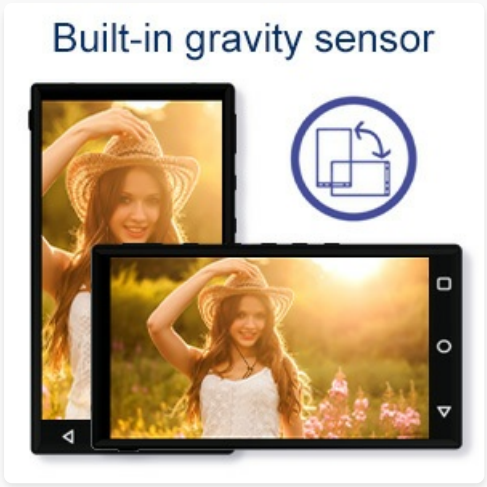

The MP3 player supports OTG transmission for both data transfer and charging with other compatible devices.



The MP3 player offers wide compatibility and supports various data transfer methods, including Bluetooth.

3.7 FM Radio

The device includes an FM radio with a recording function. Connect wired earphones (acting as an antenna) to improve reception.



The device features an International FM Radio function, allowing users to tune into various stations.

3.8 Other Features

- **Pedometer:** Track your steps and activity.
- **E-book Reader:** Read various document formats.
- **Voice Recorder:** Record audio using the built-in microphone.
- **Gravity Sensor:** Enables automatic screen rotation and movement detection.
- **Parental Control:** Built-in parental control apps like TeenLimit help manage usage for children.

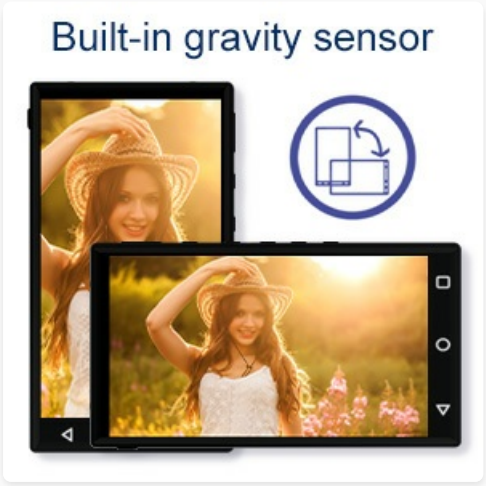

The MP3 player supports OTG transmission for both data transfer and charging with other compatible devices.

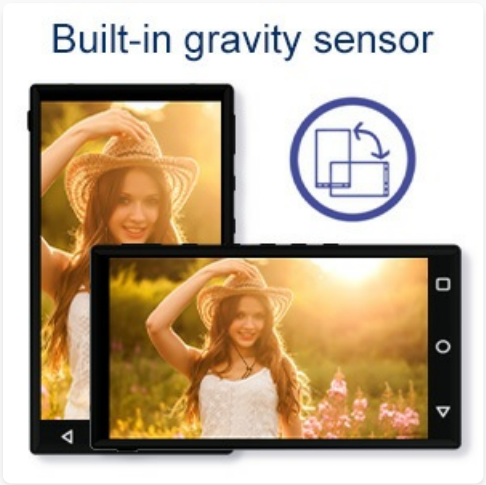

The MP3 player supports OTG transmission for both data transfer and charging with other compatible devices.

The MP3 player is designed for ease of use across all ages, featuring built-in dictionary and parental control apps like TeenLimit.

The compact size of the 4.3-inch MP3 player makes it suitable for various uses, including assisting with sports and fitness activities through downloadable apps.



The device features a built-in gravity sensor for automatic screen rotation and enhanced user interaction.

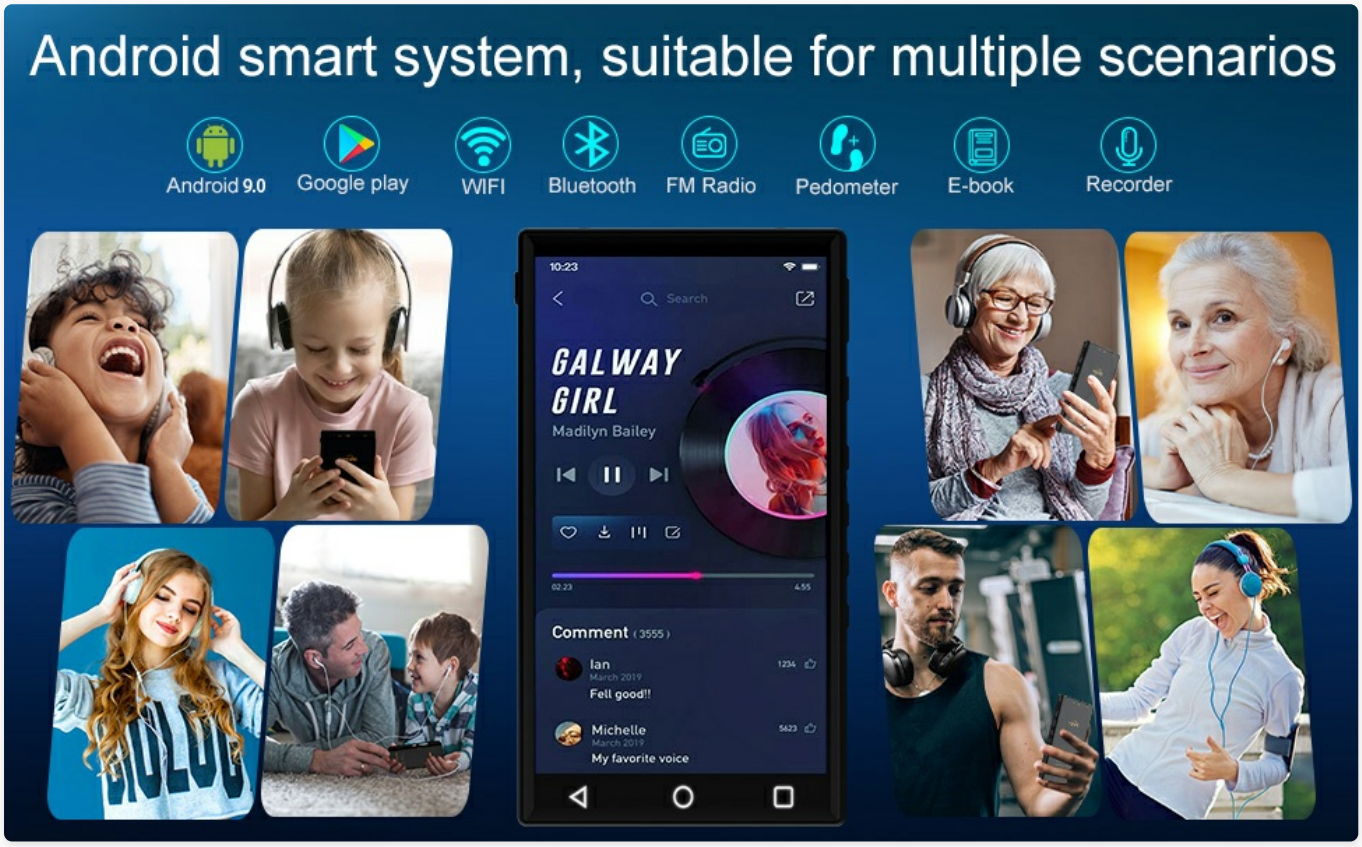

The Android smart system of the MP3 player makes it suitable for a wide range of scenarios and users, from children to adults.

4. Maintenance

4.1 Battery Life

The 2000mAh battery provides extended usage times:

- Music playback (speaker): Up to 9 hours
- Music playback (headphones): Up to 31 hours
- Video playback (speaker): Up to 3 hours
- Video playback (headphones): Up to 4 hours
- Standby time (Wi-Fi off, Bluetooth on but not connected): Over two weeks

To conserve battery, utilize the customizable auto-off function and ensure Wi-Fi and Bluetooth are turned off when not in use.

4.2 Cleaning

Wipe the device with a soft, dry cloth. Avoid using liquid cleaners or abrasive materials, which may damage the screen or finish.

5. Troubleshooting

- **Device in Boot Loop after Factory Reset:** If the player enters a boot loop after a factory wipe, press and hold both the power and volume down keys for approximately ten seconds. The player will power off. You should then be able to power on the player normally.
- **Unresponsive Volume Control:** If the volume control becomes unresponsive, toggle the media keys hold switch (located on the upper left side of the player) off and then on again.
- **App Crashes/Hangs:** Ensure your apps are updated. If an app frequently crashes, try clearing its cache and data in **Settings** > **Apps**. If the issue persists, consider reinstalling the app.
- **Bluetooth Interference:** Minor interference may occur occasionally. If persistent, try moving closer to the connected device or away from other wireless interference sources.

6. Specifications

Feature	Specification
Product Dimensions	2.48 x 4.49 x 0.39 inches
Item Weight	4.2 ounces
Manufacturer	YFFIZQ
Model Name	MTK4.3-144GB
Operating System	Android 9.0
CPU	8-core processor (MTK 8 Core CPU)
RAM	3GB
Internal Storage	16GB
Expandable Memory	128GB Micro SD card included, expandable up to 256GB
Screen Size	4.3 Inches
Screen Resolution	1280*720 (1080P HD video playback)
Bluetooth	Dual-mode 5.0
Wi-Fi	2.4G/5G
Battery Capacity	2000mAh Lithium Ion
Special Features	Video Playback, Voice Recorder, Equalizer, Hi-Res Audio, FM Radio, Pedometer, E-book
Connectivity Technology	Bluetooth, Wi-Fi

Compatible Devices	Phones, AUX devices, Personal Computer, All Bluetooth devices
Supported Audio Formats	AAC, AMR, APE, FLAC, M4A, ASF, OGG, MIDI, AIFF, MP3, WAV, WMA, 3GA, MP2, RA, VQF, M4R, AC3
Supported Video Formats	RM, AVI, RMVB, 3GP, FLV, MP4, DAT, MKV, MPG, MOV, TS
Supported Image Formats	JPG, PNG, GIF, BMP, ICO, TIFF, WebP, RAW, SAI, MPO, EPS, SVG, TIF
Supported Document Formats	EXE, TXT, HTML, HLP, CHM, SVG, PDF, WDL, CEB, ABM, PDG, EPUB, CAJ, JAR

An illustration of the powerful internal components, including the 8-core CPU, 3GB RAM, 16GB ROM, and 2000mAh rechargeable battery, making the device highly capable.



The device is powered by a true MTK 8 Core CPU, offering faster performance compared to other players.

The MP3 player is compatible with most major audio, video, and picture formats, eliminating the need for format conversion.

7. Warranty and Support

The product comes with a 3-year warranty and lifetime refund policy. We also provide lifetime 24-hour friendly customer service. For any inquiries or assistance, please contact our support team.

© 2024 YFFIZQ. All rights reserved.

Ask a question about this manual

Ask about setup, troubleshooting, compatibility, parts, safety, or missing instructions. Manuals+ will review the question and use this page's manual context to help answer it.

Name

Anonymous

Email

you@example.com

After a successful submission, we securely hash the supplied account or form email before sending it to Microsoft Advertising for conversion attribution. Privacy details.

Question

Example: How do I reset this device or fix this error?

Details

Model number, symptoms, what you tried, or the section of the manual you are using.

Submit question

Open the live page

https://manuals.plus/asin/B0BVW2DZ2L

More documents and user manuals: **https://manuals.plus/**