

OttLite CSN59G5W

OttLite Pivot LED Desk Lamp User Manual

Model: CSN59G5W

PRODUCT OVERVIEW

The OttLite Pivot LED Desk Lamp is designed to provide optimal lighting for various tasks, including working, crafting, sewing, and studying. It features a unique dual-head design, adjustable neck, and advanced ClearSun LED technology to reduce eyestrain and enhance visual clarity. The lamp offers three distinct color modes and dimmable brightness levels, all controlled via intuitive touch-activated buttons. A convenient 40-minute shut-off timer is also included for energy efficiency.





Figure 1: OttLite Pivot LED Desk Lamp

SETUP GUIDE

Follow these steps to set up your OttLite Pivot LED Desk Lamp:

1. **Unpack:** Carefully remove all components from the packaging. Ensure all parts, including the lamp base, flexible neck, and dual LED heads, are present and undamaged.
2. **Placement:** Place the lamp base on a stable, flat surface. Ensure there is sufficient space for the adjustable neck and pivoting heads to move freely without obstruction.
3. **Power Connection:** Connect the power adapter to the lamp's power input port, typically located at the back of the base. Plug the adapter into a standard electrical outlet.
4. **Adjust Position:** Gently adjust the flexible neck and pivot the dual LED heads to your desired lighting angle and height. The lamp is designed for versatile positioning.



Figure 2: Lamp Features Overview

OPERATING YOUR LAMP

The OttLite Pivot LED Desk Lamp features touch-activated controls on its base for easy operation:

- **Power On/Off:** Touch the power button () once to turn the lamp on or off.
- **Adjust Brightness:** With the lamp on, press and hold the power button () to gradually dim or brighten the light. Release when the desired brightness is reached.
- **Change Color Mode:** Touch the mode button (M) to cycle through the three available color modes: warm light, bright light, and ClearSun natural daylight.
- **Activate Shut-Off Timer:** Touch the timer button (⌚) to activate the 40-minute automatic shut-off timer. The lamp will turn off after 40 minutes.



Reduces eyestrain up to 51%

Exclusive ClearSun® LED technology matches the spectral output of natural daylight.

Figure 3: Touch Controls in Use



Designed to Deliver Natural Daylight Indoors

- Helps reduce eyestrain
- Helps you see fine print clearly and comfortably
- Low glare

Figure 4: Three Color Modes

KEY FEATURES

Dual Head Design

The lamp features two independent LED heads that can pivot up to 180 degrees. This allows for precise light positioning, enabling you to illuminate a wider area or focus light on specific tasks, such as computer work or detailed crafting.



Perfect for **home, office, reading, crafting, and sewing**

Figure 5: Pivoting Dual Shades

ClearSun LED Technology

OttLite's exclusive ClearSun LED technology closely replicates the spectral output of natural daylight. This advanced lighting significantly reduces glare and eyestrain by up to 51%, allowing you to work or engage in hobbies for longer periods with enhanced comfort and focus. It also boasts a Color Rendering Index (CRI) of 97, ensuring colors are seen with unmatched accuracy and vibrancy.




Figure 6: ClearSun LED for Color Accuracy

Adjustable Neck and Height

The lamp features a flexible neck that allows for easy adjustment of the light's position. The overall height of the lamp can be adjusted from 13.25 inches to 26 inches, providing versatility to suit various desk setups and user preferences.



With a **CRI of 95+**, ClearSun LEDs provide smooth, uniform light that shows colors with **unmatched accuracy**

Figure 7: Adjustable Height Feature

CARE AND MAINTENANCE

To ensure the longevity and optimal performance of your OttLite Pivot LED Desk Lamp, follow these care and maintenance guidelines:

- **Cleaning:** Always unplug the lamp before cleaning. Use a soft, dry cloth to wipe down the lamp's surfaces. Do not use abrasive cleaners, solvents, or harsh chemicals, as these can damage the finish or electronic components.
- **LED Longevity:** The integrated LEDs are designed to last up to 40,000 hours and are not user-replaceable. Avoid exposing the LEDs to excessive moisture or extreme temperatures.
- **Handling:** Handle the flexible neck and pivoting heads gently to prevent damage to the internal wiring or joints.
- **Storage:** If storing the lamp for an extended period, ensure it is clean, dry, and stored in a safe place away from direct sunlight or extreme temperatures.

TROUBLESHOOTING

If you encounter issues with your OttLite Pivot LED Desk Lamp, refer to the following table for common problems and solutions:

Problem	Possible Cause	Solution
Lamp does not turn on	No power connection or faulty outlet.	Ensure the power adapter is securely plugged into both the lamp and a working electrical outlet. Test the outlet with another device.
Light flickers or is dim	Loose connection or power fluctuation.	Check all power connections. Try plugging the lamp into a different outlet. If flickering persists, contact customer support.
Touch controls are unresponsive	Dust/debris on sensor or temporary electronic glitch.	Wipe the touch control area with a clean, dry cloth. Unplug the lamp for 30 seconds and then plug it back in to reset.
Automatic shut-off occurs unexpectedly	40-minute timer activated.	This is normal operation if the timer was activated. To continue use, simply turn the lamp back on.

PRODUCT SPECIFICATIONS

Specification	Detail
Model Number	CSN59G5W
Brand	OttLite
Style	Pivot Black Lamp
Light Source Type	LED (ClearSun)
Color Modes	3 (Warm, Bright, ClearSun Natural Daylight)
Control Method	Touch
Special Features	Adjustable Height, Color Changing, Dimmable, Energy Efficient, 40-Minute Shut-Off Timer
Product Dimensions	6.75"D x 6.75"W x 13.25"H (adjustable up to 26"H)
Base Diameter	6.69 Inches
Item Weight	1.92 pounds
Material	Metal, Plastic
Power Source	Corded Electric
Voltage	120 Volts
UPC	761712018546



Figure 8: Lamp Dimensions

WARRANTY AND SUPPORT

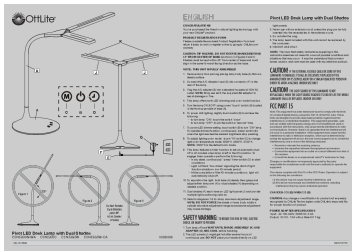
OttLite products are manufactured with high-quality standards. For specific warranty details regarding your OttLite Pivot LED Desk Lamp, please refer to the warranty card included in your product packaging or visit the official OttLite website. For technical support, troubleshooting assistance, or inquiries about replacement parts, please contact OttLite Customer

Service:

- **Website:** www.ottlite.com
- **Email:** support@ottlite.com
- **Phone:** (Toll-Free Number, if available, or general customer service line)

© 2023 OttLite Technologies. All rights reserved.

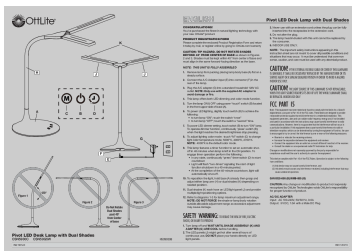
Documents - OttLite – CSN59G5W



[\[pdf\]](#) Instructions Warranty

Product Instructions View Download Pivot LED Desk Lamp CSN5900W WA CSN5900C CSN59G5W CA with Dual Shades v 17370673544277807192 ottlite cdn shop files |||

K H J J Touch Switch A C B D G F E 120 Figure 1 Figure 2 Do Not Rotate Dual Shades past 45 from Center of base Pivot LED Desk Lamp with Dual Shades CSN5900W-WA CSN5900C **CSN59G5W CSN59G5W**-CA INS-22-0684 Figure 3 HSD9030B ENGLISH CONGRATULATIONS You ve purchased the finest in natural ... lang:en **score:50** filesize: 569.88 K page_count: 2 document date: 2022-10-27



[\[pdf\]](#) User Manual Warranty

OttLite Pivot Dual Pivoting Shade LED Desk Lamp w 3 Brightness Settings Color Temperatures and Built in 40 Minute Timer User Manual CSN5900C 0761712018379 0ab3ef29 9db4 4613 aef9 cebd8a13df2c files bbystatic FF6PfpJqnX8VonW2mMHCA |||

K H J J Touch Switch A C B D G F E 120 Figure 1 Figure 2 Pivot LED Desk Lamp with Dual Shades CSN5900C **CSN59G5W** INS190540 Do Not Rotate Dual Shades past 45 from Center of base Figure 3 HSD9030B ENGLISH Pivot LED Desk Lamp with Dual Shades CONGR ATULATIONS You ve purchased the fin... lang:en **score:33** filesize: 256.76 K page_count: 1 document date: 2019-11-26