

ARENTI P2Q

ARENTI P2Q 4MP Indoor Security Camera User Manual

Model: P2Q

Brand: ARENTI

INTRODUCTION

This manual provides comprehensive instructions for setting up, operating, and maintaining your ARENTI P2Q 4MP Indoor Security Camera. This camera offers advanced features such as 4MP resolution, dual-band WiFi connectivity (2.4GHz and 5GHz), AI human motion/sound detection, auto tracking, enhanced infrared night vision, and two-way audio communication. It is designed for indoor use to monitor pets, babies, or general home security.

WHAT'S IN THE BOX

The ARENTI P2Q camera package includes the following items:

- ARENTI P2Q 4MP Indoor Security Camera (1)
- Power Adapter (1)
- Power Cable (1)
- Mounting Accessory (1)
- Quick Guide (1)



This image displays all components included in the ARENTI P2Q product packaging: one camera unit, one power adapter, one power cable, one mounting bracket, three screws, and one quick guide.

SPECIFICATIONS

Feature	Detail
Product Name	P2Q
Size (mm)	76x73x117
Angle of View	100°
Pan/Tilt	0°-355° / -15°-78°
Power	DC 5V, 1A
Consumption	Up to 4.5W
Supported Phone OS	iOS 9 / Android 5.0 and above
Local Storage	Micro SD card (up to 256GB)
Wireless Connection	IEEE802.11 a/b/g/n, 2.4GHz & 5GHz
Video Capture Resolution	4 MP
Night Vision Range	32 Feet
Two-way Talk	Yes
Motion/Sound Detection	Yes
Auto Tracking	Yes
Privacy Mode	Yes

Feature	Detail
Compatible Devices	Amazon Alexa, Google Assistant

SETUP GUIDE

1. Powering On

Connect the provided power cable to the camera's micro USB port and plug the power adapter into a wall outlet. The camera will automatically power on.



The camera is powered via a micro USB cable connected to its rear port. Ensure the power adapter is plugged into a wall outlet.

2. App Download and Installation

Download the 'Arenti' app from your device's app store. Scan the QR codes below or search for 'Arenti' in the App Store (iOS) or Google Play Store (Android).



This image displays the side of the ARENTI P2Q product box, featuring QR codes for easy download of the Arenti app from both the Apple App Store and Google Play Store.

3. Connecting to Wi-Fi

Open the Arenti app and create an account if you don't have one. Follow the in-app instructions to add your camera. Ensure your phone is close to the camera and your Wi-Fi router for the best signal. The camera supports both 2.4GHz and 5GHz Wi-Fi bands.

Official ARENTI video demonstrating the setup process for the 5GHz 4MP indoor pet camera, including app connection and basic functionalities.

4. Mounting the Camera (Optional)

The camera can be placed on any flat surface or mounted on a wall or ceiling using the provided mounting accessories. If mounting upside down, the picture can be flipped in the app settings.

Upgraded HD Night Vision

Providing better care for your family day and night



This image illustrates the flexible installation options for the ARENTI P2Q camera, showing it placed upright on a surface, mounted on a wall, and inverted on a ceiling for comprehensive coverage.

OPERATING YOUR CAMERA

1. Live View and Pan/Tilt Control

Once connected, access the live feed through the Arenti app. Use the on-screen controls to pan (horizontal rotation up to 355°) and tilt (vertical movement up to 78°) the camera lens to view different areas of your room.

Upgraded 4MP HD Picture Quality

Clear sight, day and night

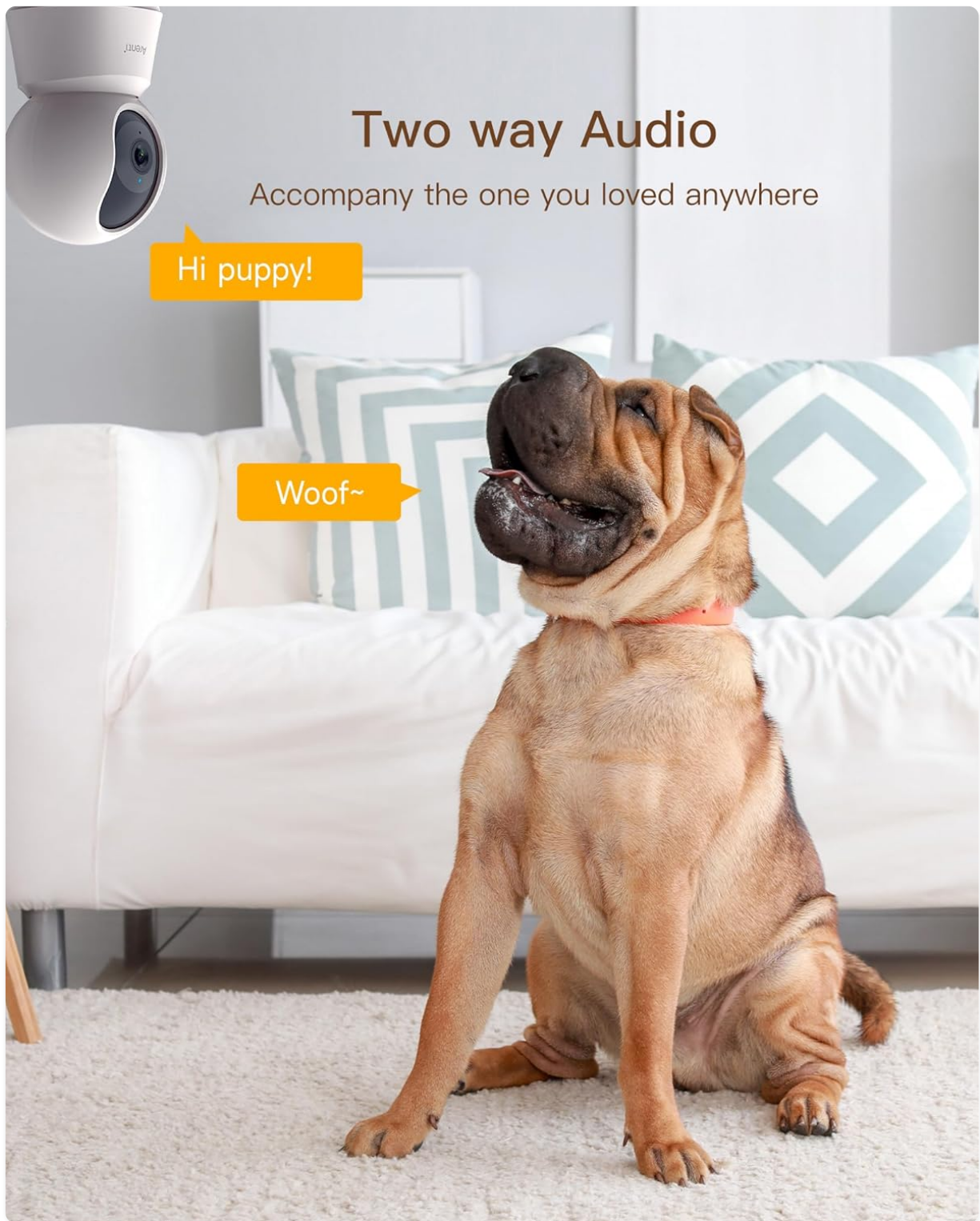


This image highlights the camera's extensive pan (355°) and tilt (93°) capabilities, allowing users to remotely control the viewing angle through the live feed on their smartphone.

A detailed review video of the Arenti P2Q 4MP UHD Pan-Tilt Indoor Camera, showcasing its features, app interface, and live view controls.

2. Two-Way Audio

The camera features a built-in microphone and speaker, enabling two-way communication. Tap the microphone icon in the app to speak, and listen through the speaker to hear sounds from the camera's location.



This image illustrates the two-way audio feature, showing a dog interacting with the camera, with speech bubbles representing communication between the user and the pet through the camera's built-in microphone and speaker.

3. Motion and Sound Detection with Auto Tracking

Utilizing an artificial intelligence algorithm, the camera can differentiate between human and other objects. It sends real-time motion and sound-triggered notifications to your phone. With auto tracking enabled, the camera will automatically rotate to follow detected movement.

Motion Detection & Auto Tracking

Intelligent AI detection and instant alerts



Alert message

device: pet camera has detected movement

Now



This image demonstrates the AI motion detection and auto-tracking feature, showing a child and a dog, with a smartphone alert indicating that the pet camera has detected movement.

A short video showcasing the ARENTI 5GHz security camera's features, including dual-band WiFi, auto-tracking, and two-way talk, as demonstrated by an influencer.

4. Enhanced Infrared Night Vision

Equipped with a high-sensitivity CMOS image sensor, F2.0 large aperture, and 8pcs 840nm infrared lights, the camera provides clear images in low-light conditions up to 32 feet.

Privacy in Sleep Mode

Customise your privacy schedule



This image illustrates the enhanced HD night vision capability, showing a user monitoring a sleeping dog through the camera's live feed on a smartphone in a dimly lit room.

5. Privacy Mode

Activate Privacy Mode in the app to temporarily disable live streaming and recording, ensuring your privacy when needed. You can also customize a privacy schedule.

Easy Setup & Full View

Catching Every Movement



This image demonstrates the Privacy Mode feature, where the camera lens is physically rotated down for privacy, and the app allows users to customize a privacy schedule.

6. Storage Options

The camera supports local storage via a Micro SD card (up to 256GB, not included) for 24/7 continuous recording. Cloud storage options are also available for storing photos and videos with bank-level encryption.



This image highlights the camera's features available without a subscription, such as motion detection, sound detection, activity zones, auto tracking, instant alerts, two-way audio, unlimited sharing, and Alexa live streaming. It also notes support for up to 128GB SD card (sold separately) for all-day recording and event playback.

MAINTENANCE

To ensure optimal performance and longevity of your ARENTI P2Q camera, follow these maintenance guidelines:

- **Cleaning:** Gently wipe the camera lens and body with a soft, dry cloth. Avoid using harsh chemicals or abrasive materials that could scratch the lens or surface.
- **Placement:** Ensure the camera is placed in a stable location to prevent accidental falls. Avoid placing it directly facing bright lights or windows, as this can affect image clarity and motion tracking.
- **Power:** Use only the provided power adapter and cable. Disconnect power during electrical storms or when the camera will be unused for extended periods.
- **Software Updates:** Regularly check the Arenti app for firmware updates to ensure your camera has the latest features and security enhancements.



This image provides visual guidance on optimal camera placement, showing correct installations on ceilings, walls, and tables, and warns against placing the camera directly facing bright light sources like windows, which can impair performance.

TROUBLESHOOTING

If you encounter issues with your ARENTI P2Q camera, refer to the following common problems and solutions:

Problem	Possible Cause & Solution
Camera is not powering on	Ensure the power adapter is securely plugged into the camera and a working electrical outlet. Try a different outlet or power adapter if available.
Failed to connect to Wi-Fi	<ul style="list-style-type: none">• Ensure your Wi-Fi password is correct.• Place the camera closer to your Wi-Fi router.• Verify your router supports 2.4GHz or 5GHz bands.• Reset the camera by holding the reset button for 5 seconds (refer to manual for location).
Poor image quality (Day/Night)	<ul style="list-style-type: none">• Clean the camera lens with a soft cloth.• Ensure adequate lighting during the day.• For night vision, ensure no strong light sources are directly in front of the camera.
Motion/Sound detection not working	<ul style="list-style-type: none">• Check alert settings in the Arenti app to ensure motion/sound detection is enabled.• Adjust detection sensitivity if needed.• Ensure the camera's view is not obstructed.

Problem	Possible Cause & Solution
Two-way audio issues	<ul style="list-style-type: none">• Ensure microphone and speaker permissions are granted to the Arenti app on your phone.• Check volume settings in the app.• Ensure there is no excessive background noise near the camera.

A customer video demonstrating a sound echo issue with the camera's two-way audio feature.

WARRANTY AND SUPPORT



ARENTI products typically come with a one-year warranty. For detailed warranty information and support, please refer to the official ARENTI website or contact their customer service.





- **Manufacturer:** ARENTI
- **Contact:** Refer to the Arenti app's 'Contact Us' section or the official Arenti website for support.
- **Transparency:** Each item has a unique code that ARENTI verifies before shipping, ensuring product authenticity.




The official logo of the ARENTI brand, emphasizing their commitment to smart living solutions.

Related Documents - P2Q

	<p>Arenti P2Q Smart Pan Tilt Wi-Fi Camera Quick Guide</p> <p>A quick start guide for the Arenti P2Q Smart Pan Tilt Wi-Fi Camera, covering packing list, product description, installation, configuration, specifications, and legal notices.</p>
	<p>Alnanny Smart Baby Monitor User Manual</p> <p>Comprehensive user manual for the Alnanny Smart Baby Monitor, detailing setup, features, and troubleshooting. Learn how to connect the camera to the monitor and the Arenti app, utilize night vision, motion detection, and smart care features.</p>

	<p>Arenti Alnanny B2 Kit Smart Baby Monitor User Manual</p> <p>Comprehensive user manual for the Arenti Alnanny B2 Kit smart baby monitor, detailing setup, features, and troubleshooting.</p>
	<p>Arenti DOME 1 Smart Indoor Camera: Quick Guide & Features</p> <p>Comprehensive quick guide for the Arenti DOME 1 smart indoor security camera. Learn about its 2K/3MP Ultra HD video, pan/tilt control, AI detection, two-way audio, and compatibility with Amazon Alexa and Google Assistant.</p>
	<p>Laxihub MiniCam: Your Quick Guide to Indoor Wi-Fi Security</p> <p>This document provides a quick start guide for the Laxihub MiniCam, an indoor Wi-Fi security camera. It covers essential information on packing, product features, installation steps, device configuration using the Arenti app, and technical specifications. Learn how to set up your MiniCam for home monitoring.</p>
	<p>Arenti Pet Feeder1 Quick Start Guide: Setup, Installation, and Usage</p> <p>Comprehensive quick start guide for the Arenti Pet Feeder1 and Pet Water Fountain. Learn how to set up the Arenti app, install your device, understand the packing list, and review important safety and compliance information.</p>



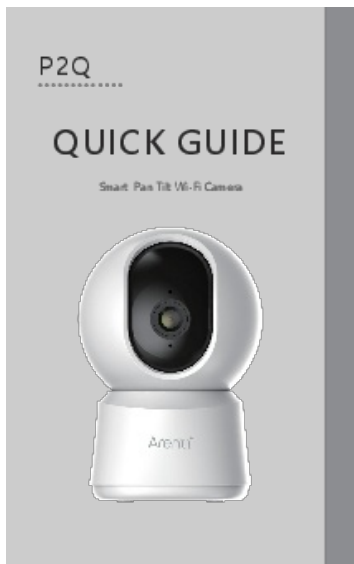
[\[pdf\]](#) User Manual Quick Start Guide Specifications Guide

Arenti P2Q View 4MP Indoor Security Camera User Guide Manual ARETI 5ghz WiFi

Camerahometechsupply 2024 03 |||

Manuals -- User Manuals Simplified. Arenti **P2Q** View 4MP Indoor Security Camera User Guide Home Arenti Arenti **P2Q** View 4MP Indoor Security Camera User Guide Arenti **P2Q** View 4MP Indoor Security Camera User Guide Contents 1 Quick start guide 2 Packing list 3 Product description 4 Installation 5 Prod...

lang:en score:59 filesize: 639.68 K page_count: 12 document date: 2023-11-07

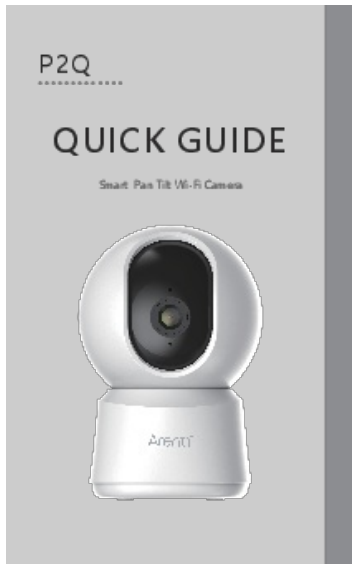


[\[pdf\]](#) User Manual Quick Start Guide Installation Guide Specifications Guide

P2Q Speed 12Q Arenti V1 0 Kevyn Keulen User Manual 184012120 75x120mm 128g 80g 44 cdn files myshoptline file store 1677114874988 |||

P2Q QUICK GUIDE Smart Pan Tilt Wi-Fi Camera COMPATIBLE WITH AMAZON ALEXA GOOGLE ASSISTANT support arenti.com Quick start guide 1. Packing list 4. Product configuration 2. Product description 5. Specification 3. Installation 6. Legal notice 1. Packing list Camera X1 Power adaptor X1 P...

lang:en score:40 filesize: 1.25 M page_count: 44 document date: 2023-06-30

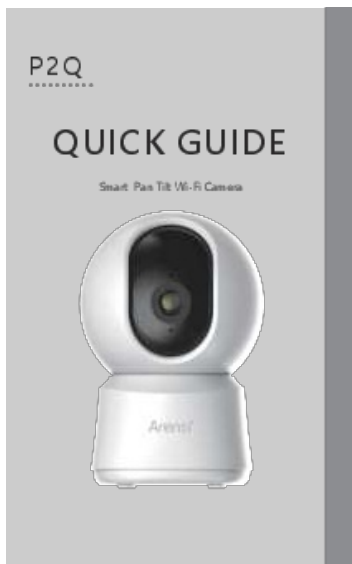


[\[pdf\]](#) User Manual Quick Start Guide Installation Guide Specifications Guide

P2Q Speed 12Q Arenti V1 0 Kevyn Keulen User manual eng IP belső kamera WiFi 5G 4MP 2 5K
54862 43470 021b1c172f3b88765a073b97e3e79f5f puputeve hu media wysiwyg attachments |||

P2Q QUICK GUIDE Smart Pan Tilt Wi-Fi Camera COMPATIBLE WITH AMAZON ALEXA GOOGLE ASSISTANT support arenti.com Quick start guide 1. Packing list 4. Product configuration 2. Product description 5. Specification 3. Installation 6. Legal notice 1. Packing list Camera X1 Power adaptor X1 P...

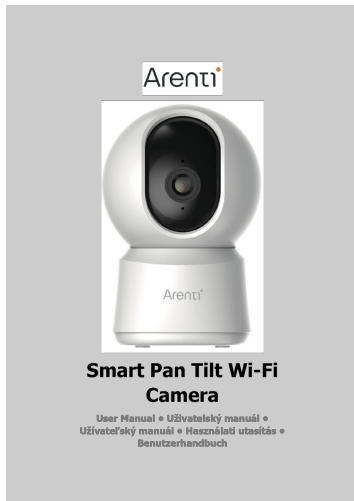
lang:en score:38 filesize: 37.74 M page_count: 44 document date: 2023-06-30



[Arenti P2Q Smart Pan Tilt Wi-Fi Camera Quick Guide](#)

A quick start guide for the Arenti P2Q Smart Pan Tilt Wi-Fi Camera, covering packing list, product description, installation, configuration, specifications, and legal notices.

lang:en score:38 filesize: 462.72 K page_count: 10 document date: 2023-07-08



[\[pdf\]](#) User Manual Instructions Guide Diagram

Smart Pan Tilt Wi Fi Camera Alza.cz OP1 2560 x 1440 95° Up to 10 meters 0°~355° 0°~90° 20°C

Případně můžete vyhledat Arenti v App Store iOS nebo Google Play Android P2Q dwn alza manual 138032 |||

Smart Pan Tilt Wi-Fi Camera User Manual Uživatelsk manu Uzvatesk manu Hasznlati utasts Benutze ... erature Local Storage Input Power Supported Phone OS 2.4G Wi-Fi 5G Wi-Fi Power Consumption Details **P2Q** 2560 x 1440 100 Up to 10 meters 0-355 Pan ; -15-78 Tilt -20C to 50C Micro SD card up to 256 ...

lang:en **score:36** filesize: 767.67 K page_count: 53 document date: 2024-09-29



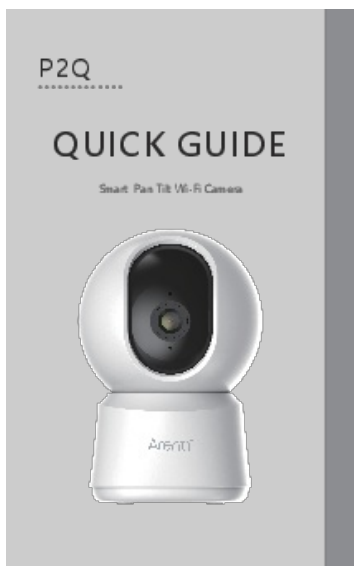
[\[pdf\]](#)

6974935720200 PL Instrukcja obsługi pol Arenti P2Q IP belső kamera WiFi 5G 4MP 2.5K 54866 43470

daa4d7a8adbac185d8458ebc7bead042 puputeve hu media wysiwyg attachments |||

Kamera wewntrzna IP Arenti **P2Q** WiFi 5G 4MP 2.5K Instrukcja obsługi Zawarto opakowania Kamera x1 Zasilacz x1 Uchwyt montaowy x1 ruby x1 Kabel zasilajcy x1 Skrcona instrukcja obsługi x1 Opis produktu 1. Dioda LED 2. Mikrofon 3. Glonik 4. Przycisk resetowania 5. Port zasilania 6. Gniazdo kar...

lang:tl **score:32** filesize: 14.99 M page_count: 10 document date: 2024-06-24



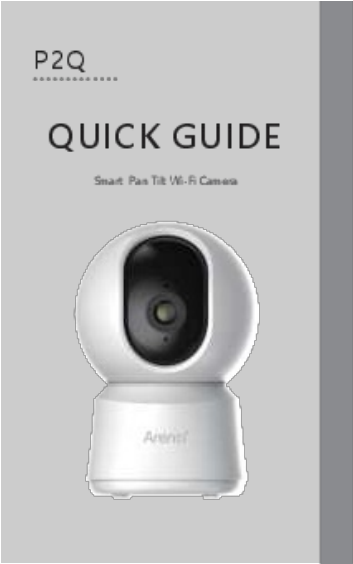
[\[pdf\]](#) Quick Start Guide Installation Guide Specifications Guide

P2Q Speed 12Q Arenti V1 Kevyn Keulen Bekijk de handleiding en veiligheidsinformatieLaxihub

Huisdiercamera Camera Beveiliging IP APP DUAL BAND Wifi 4MP boloriginalmedia s bol NoJKjK57n8jN original |||

P2Q QUICK GUIDE Smart Pan Tilt Wi-Fi Camera COMPATIBLE WITH AMAZON ALEXA GOOGLE ASSISTANT support arenti.com Quick start guide 1. Packing list 4. Product configuration 2. Product description 5. Specification 3. Installation 6. Legal notice 1. Packing list Camera X1 Power adaptor X1 P...


lang:en **score:31** filesize: 37.74 M page_count: 44 document date: 2023-06-30



[pdf] Quick Start Guide Installation Guide Specifications Guide


P2Q Speed 12Q Arenti V1 0 Kevyn Keulen Product Introduction File PArenti Indoor Camera 4MP
UHD PT Zoom 2 4 GHz 5 8 GHz Dual Band cdn files myshopline file store 2004810317 1677114874988
|||

P2Q QUICK GUIDE Smart Pan Tilt Wi-Fi Camera COMPATIBLE WITH AMAZON
ALEXA GOOGLE ASSISTANT support arenti.com Quick start guide 1. Packing list 4.
Product configuration 2. Product description 5. Specification 3. Installation 6. Legal
notice 1. Packing list Camera X1 Power adaptor X1 P...
lang:en score:30 filesize: 1.25 M page_count: 44 document date: 2023-06-30



[pdf] Decleration of Conformity

Administrator EU declaration of conformity CE P2Q 2 4G 5G WiFi cdn files myshopline file store
1699354562863 |||
Zandsteen 50, 2132MR Hoofddorp, Hoofddorp, The Netherlands e-mail: info
arenti.com, www.arenti.com, ... f the brand: Arenti and produced in: China 1. Product
info Product Name : IP CAMERA Model No. : **P2Q** Brand Name : Arenti 2. Technical
Description RF Function Operation Frequency 2.4G WIFI 2412...
lang:en score:27 filesize: 166.93 K page_count: 2 document date: 2024-09-30



[pdf] Decleration of Conformity

Administrator EU declaration of conformity CE P2Q 2 4G 5G WiFi cdn files myshopline file store
1699354562863 |||
Zandsteen 50, 2132MR Hoofddorp, Hoofddorp, The Netherlands e-mail: info
arenti.com, www.arenti.com, ... f the brand: Arenti and produced in: China 1. Product
info Product Name : IP CAMERA Model No. : **P2Q** Brand Name : Arenti 2. Technical
Description RF Function 2.4G WIFI 5G WIFI Bluetooth Operatio...
lang:en score:27 filesize: 167.73 K page_count: 2 document date: 2024-09-30



[\[pdf\]](#) Quick Start Guide Installation Guide Specifications Guide

P2 T Speed 12S QR Arenti Laxihub V1 0 75x120mm 128g 80g 48 Kevyn Keulen P2Q
F cdn files myshopline file store 1699354562863 |||

PQ F QUICK GUIDE Smart Pan Tilt Wi-Fi Camera support arenti.com Quick start
guide . Packing list . Product configuration . Product description . Specification .
Installation . Legal notice . Packing list Camera X Power adaptor X Power cable X
Bracket X Screw X Quick guide X . Produ...

lang:en **score:19** filesize: 884.03 K page_count: 48 document date: 2024-10-15



[\[pdf\]](#)

Bekijk de CE marking Arenti P2Q Wifi Beveiligingscamera Voor Binnen Huisdiercamera Babyfoon 4MP
bol original media s q9lZ1zrV0o2p |||

...

lang:en **score:13** filesize: 1.21 M page_count: 1 document date: 2024-01-12