

GODIAG SO660

GODIAG Key Fob Programming Tool Book User Manual

Practical Instruction for Vehicle Maintenance Engineers

1. PRODUCT OVERVIEW

The GODIAG Key Fob Programming Tool Book is a comprehensive instructional guide designed for auto shops, DIY users, garages, and mechanics. It covers essential knowledge for vehicle maintenance engineers, particularly focusing on key programming and anti-theft ECU data interpretation. This two-volume set serves as a practical companion to the KEY TOOL PLUS device, providing detailed steps and real-world insights to facilitate efficient and accurate key matching operations.



Figure 1: GODIAG Key Fob Programming Tool Book (Volumes 1 & 2) and associated KEY TOOL PLUS device.

Key Fob Programming Tool Book--Professional Car IMMO Knowledge Introductions

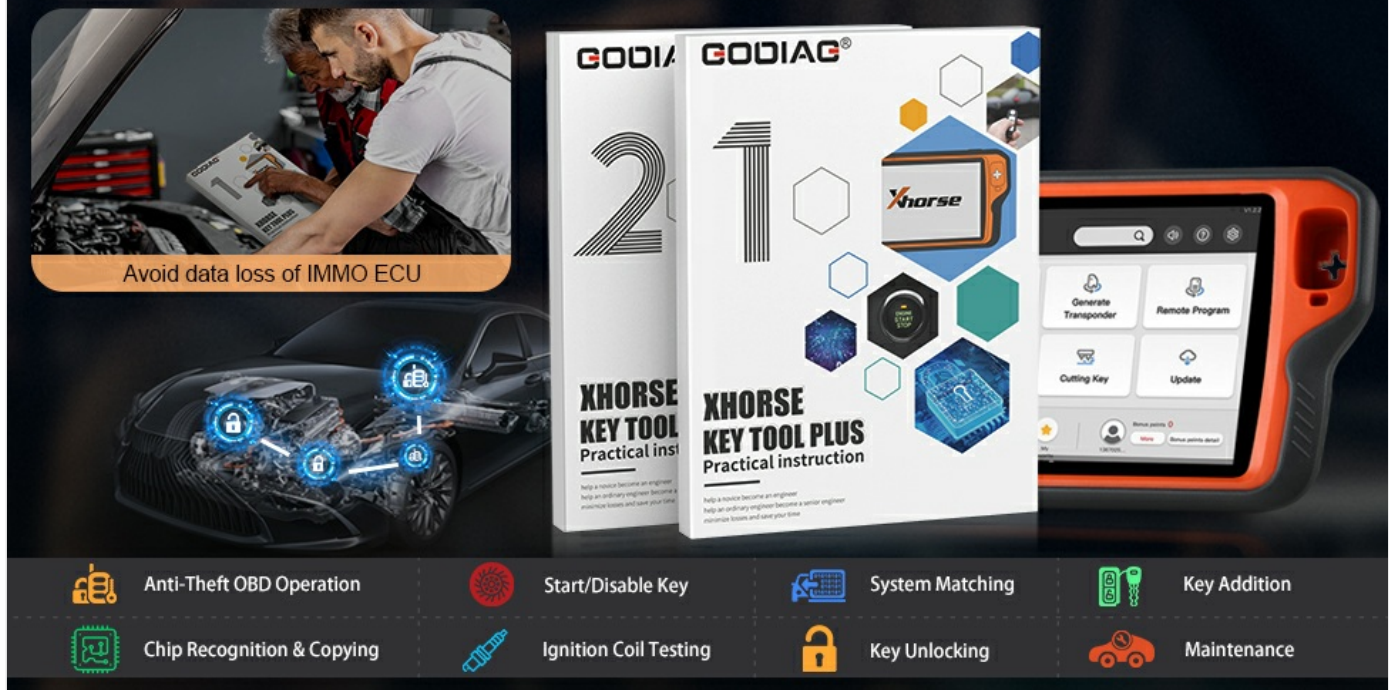


Figure 2: Overview of key programming functionalities covered by the book.

2. SETUP AND CONTENTS

The GODIAG Key Fob Programming Tool Book comes as a two-volume set, designed to be used in conjunction with the KEY TOOL PLUS device. Each book is sealed for protection and contains detailed instructions and practical guidance.

2.1 Unboxing

Upon receiving the product, carefully unbox the package. You will find two volumes of the "XHORSE KEY TOOL PLUS Practical Instruction" book and a GODIAG bookmark.



● GODIAG Key Tool Plus Practical Instruction 1



● GODIAG Key Tool Plus Practical Instruction 2



● Package



● Bookmark

Figure 3: Package contents including the two instruction books and a bookmark.

2.2 Book Structure

The books are structured to provide step-by-step information, including visual aids and detailed explanations. They cover topics such as IMMO programming overview, OBD matching steps, and operation guides, helping users avoid common operational errors and data loss.



Figure 4: The instruction books provide guidance on IMMO programming and OBD matching.

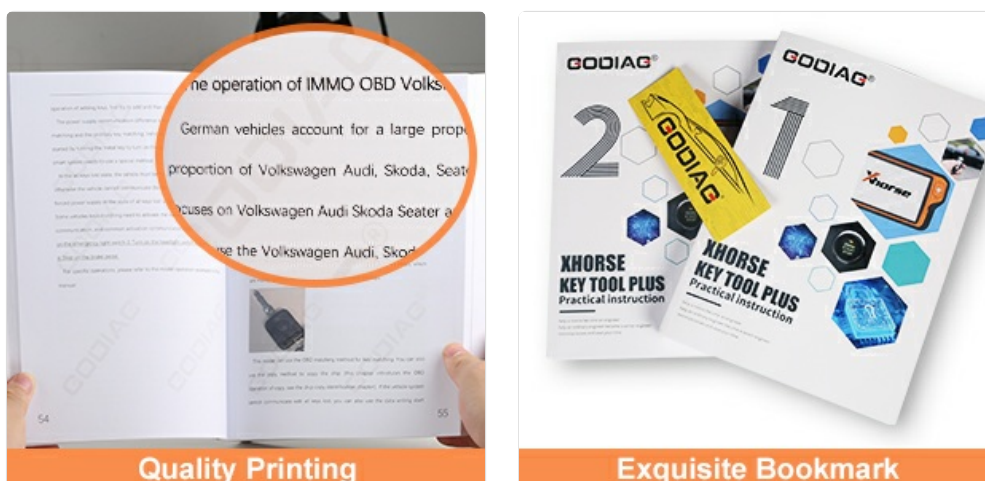


Figure 5: Examples of the book's quality printing and the included bookmark.

3. OPERATING INSTRUCTIONS

The GODIAG Key Fob Programming Tool Book is designed to guide users through various key programming scenarios using the KEY TOOL PLUS device. It provides practical solutions and detailed procedures for both novice and experienced engineers.

3.1 General Key Programming Process

The book outlines the general process for key programming, including adding new keys, replacing all keys, and reading keys from IMMO memory. It emphasizes the importance of following precise steps to ensure successful operation and prevent errors.



Figure 6: The book enables users to perform key programming themselves.

3.2 Wired Remote Key Programming

For wired remote key programming, specific steps are required, including disassembling the chip and connecting the appropriate programming cable to the KEY TOOL PLUS device.

1. **Disassemble the Chip:** For wired remote keys, it is necessary to carefully disassemble the chip from the key fob.
2. **Connect Programming Cable:** Use the Remote PS2 programming cable to connect the disassembled chip to the KEY TOOL PLUS device. This connection facilitates the data transfer required for key matching.
3. **Follow On-Screen Prompts:** Once connected, navigate the KEY TOOL PLUS interface. The book provides detailed instructions on selecting the correct vehicle model and following the on-screen prompts to complete the remote programming process.

Your browser does not support the video tag.

Video 1: Demonstrates the process of using the GODIAG Key Fob Programming Tool Book with the KEY TOOL PLUS device for key programming, including unboxing, referencing the book, disassembling a chip, and connecting the programming cable.

Locksmith's Assistant

Bringing a more convenient working experience to every locksmith

 Covering the key matching operation process, technical analysis and risk introduction



 Learn car key matching technology. Avoid risks and improve the probability of programming success.



enlarge to view the wiring diagram

EW53

EW53

For connecting the device and the IMMO box, click "Read", select "EEPROM".

Note: Follow the tips on the device to select a 15-pin data cable to connect to

323

Figure 7: The book serves as a locksmith's assistant, guiding through complex operations.

4. MAINTENANCE

This product is an instructional book. No specific maintenance is required for the book itself beyond keeping it in good

condition, away from moisture and extreme temperatures. For maintenance of the associated KEY TOOL PLUS device, please refer to its specific user manual.

5. TROUBLESHOOTING

The GODIAG Key Fob Programming Tool Book is specifically designed to address common challenges and prevent operational errors during key programming. If you encounter difficulties or are unsure about a procedure, the book provides solutions and guidance.

- **Uncertainty in Key Matching:** If you are unsure how to match a key or what tools are required, consult the relevant sections in the book. It provides step-by-step instructions and clarifies common queries.
- **Avoiding Misoperation:** The book includes summarized precautions and real-world operational processes from frontline engineers to help users avoid misoperations and potential data loss.
- **Car Failure to Start:** In cases where the car fails to start after a key programming attempt, the book offers technical guidance to diagnose and fix issues, including procedures for fixing data loss after misoperation.

The primary purpose of this instruction book is to provide technical guidance and solutions to help engineers avoid operational errors and minimize losses, ensuring successful IMMO matching.

6. SPECIFICATIONS

Attribute	Detail
Brand	GODIAG
Model	SO660 (Refers to the associated tool, the book is an instruction for it)
Item Weight	5.56 pounds
Package Dimensions	10.94 x 7.72 x 2.64 inches
Country of Origin	China
Manufacturer Part Number	SO660
UPC	889327056743
Date First Available	February 13, 2023

Which car makes and models are supported?

Support 99% Wide Vehicles from 1996-2022




Figure 8: Supported vehicle makes and models for key programming.

7. WARRANTY AND SUPPORT

Information regarding specific warranty terms or direct support contacts for the GODIAG Key Fob Programming Tool Book is not available in the provided product data. For any inquiries related to the associated KEY TOOL PLUS device or general product support, please refer to the manufacturer's official website or contact their customer service channels.