



**Manuals.plus /**

› **aeac /**

› Smartwatch for iPhone with Alexa, Call Function, 2023 New Model, LINE Notifications, Sleep Tracking, Pedometer, IP68 Waterproof, 1.8-inch Large Screen, Android Compatible, 100+ Sports Modes, Activity Tracker, Weather Forecast, Music Playback, Remote Photography, Find My Phone, Multifunctional, for Ladies and Men, Gift Wristwatch (Pink)

**aeac 13**

## **aeac Smartwatch Model 13 User Manual**

Your comprehensive guide to setup, operation, and maintenance.

### **1. INTRODUCTION**

---

Thank you for choosing the aeac Smartwatch Model 13. This device is designed to enhance your daily life with its advanced features, including call functionality, Alexa voice assistant, comprehensive health monitoring, and a wide range of sports modes. This manual will guide you through the essential steps to get started and make the most of your new smartwatch.



Image: The aeac Smartwatch Model 13 in pink, showcasing its call receiving and Alexa voice assistant features.

## 2. SAFETY INFORMATION

---

To ensure safe and optimal use of your smartwatch, please observe the following precautions:

- Do not use the device in environments with temperatures below -20°C or above 50°C.
- Avoid exposing the device to extreme physical shock or impact.
- Keep the device away from strong magnetic fields.
- Do not attempt to disassemble or repair the device yourself. Contact customer support for assistance.
- This device is IP68 waterproof, suitable for daily use and swimming, but not for hot water baths, saunas, or deep diving.

## 3. PACKAGE CONTENTS

---

Please verify that all items are present in your package:

- aeac Smartwatch Model 13 (Pink)

- USB Charging Cable
- User Manual

## 4. SETUP

---

### 4.1 Charging the Smartwatch

Before first use, fully charge your smartwatch. Connect the provided USB charging cable to the charging contacts on the back of the watch and to a standard USB power adapter (not included). A full charge typically takes 1 to 2 hours.



Image: The smartwatch connected to its magnetic charging cable, indicating the charging process.

### 4.2 App Installation and Pairing

To unlock the full potential of your smartwatch, download the companion app on your smartphone. The smartwatch is compatible with iOS 9.0+ and Android 6.0+ devices.

1. Scan the QR code in the manual or search for the app name (usually mentioned in the quick start guide) in your phone's app store.
2. Install the app and create an account if prompted.
3. Enable Bluetooth on your smartphone.
4. Open the app and follow the on-screen instructions to search for and pair with your smartwatch. Ensure the smartwatch is powered on and near your phone.
5. Confirm the pairing request on both your phone and smartwatch.

### 4.3 Watch Face Customization

Personalize your smartwatch by changing the watch face. The app offers over 100 watch faces, and you can also upload your own photos.

- Open the companion app on your smartphone.
- Navigate to the 'Watch Faces' or 'Dial Market' section.
- Browse available watch faces or select an option to upload a custom photo.
- Sync the selected watch face to your smartwatch.



Image: A smartwatch screen showcasing a variety of customizable watch faces, including one with a pet photo.

## 5. OPERATING INSTRUCTIONS

### 5.1 Basic Navigation

The smartwatch features a 1.8-inch full-touch display. Swipe left, right, up, or down to navigate through menus and functions. The side button typically serves as a home button or to access the app list.

### 5.2 Communication Features

With Bluetooth 5.3 connectivity, your smartwatch offers enhanced communication capabilities.

- **Call Function:** Make and receive calls directly from your wrist. The watch includes a dial pad and allows you to store frequent contacts.
- **Message Notifications:** Receive notifications for calls, SMS, LINE, Instagram, Facebook, TikTok, and other apps directly on your watch. You can read a portion of the message content.



Image: Three smartwatch screens demonstrating the call function: a dial pad, an active call, and a contact list.



Image: A smartwatch on a wrist showing notifications from various social media and messaging applications.

### 5.3 Alexa Voice Assistant

Your smartwatch is equipped with Alexa voice assistant. Press and hold the side button for 2 seconds to activate Alexa. You can ask Alexa to set alarms, check the weather, control smart home devices, and more.



Image: A person using the Alexa voice assistant on their smartwatch, with speech bubbles indicating commands like 'Tell me today's weather' and 'Set an alarm for 5 o'clock'.

## 5.4 Activity Tracking and Health Monitoring

The smartwatch tracks various health and fitness metrics to help you maintain an active lifestyle.

- **100+ Sports Modes:** Supports over 100 indoor and outdoor sports modes, including running, cycling, swimming, yoga, and dance. The watch can automatically recognize 4 types of exercise.
- **Activity Data:** Records steps, distance, calories burned, and exercise duration.
- **Heart Rate (BPM):** 24-hour heart rate monitoring.
- **Blood Oxygen (SpO2):** Measures blood oxygen saturation.
- **Sleep Tracking:** Monitors sleep quality, including deep sleep, light sleep, and REM sleep. Provides sleep analysis and advice through the app.
- **Stress Measurement:** Tracks stress levels.
- **Water Reminder:** Reminds you to drink water regularly.
- **Sedentary Reminder:** Alerts you when you've been inactive for too long.
- **Menstrual Cycle Tracking:** Helps track and predict menstrual periods and ovulation.



Image: A smartwatch screen showing detailed activity data, including steps, heart rate, and SpO2 levels, alongside a sensor on the back of the watch.

back of the watch.



## より簡単に自分の体を管理する

ランニング、フィットネス、などの運動をしている時にすべてのデータが記録し、統計されます、アプリで色々なデータは一目瞭然

Image: A person checking their health and activity data on a smartphone app, which is synced with their smartwatch.



## 睡眠のモニタリング

毎日の睡眠状態を記録しデータの形で表示されます。睡眠の質を分析し、採点します、アプリで睡眠アドバイスも作り出します。

深い睡眠  
3時間30分

浅い睡眠  
2時間15分

REM睡眠時間  
1時間30分

目覚まし時間  
15分

Image: A smartwatch screen showing sleep monitoring data, including deep sleep, light sleep, and REM sleep durations.

## 5.5 Additional Features

The smartwatch offers several other practical functions:

- **Music Control:** Play, pause, skip tracks, and adjust volume for music playing on your connected smartphone.
- **Remote Camera:** Use your smartwatch as a remote shutter for your smartphone camera.
- **Find My Phone:** Locate your misplaced smartphone by triggering an alert sound from your watch.
- **Weather Forecast:** Get real-time weather updates directly on your wrist.
- **Alarms, Timers, Stopwatch:** Essential timekeeping tools.
- **Flashlight:** A convenient built-in flashlight function.
- **Calendar Notifications:** Receive alerts for upcoming events.

## より実用的な多機能

手首からより多くの機能をコントロールできます

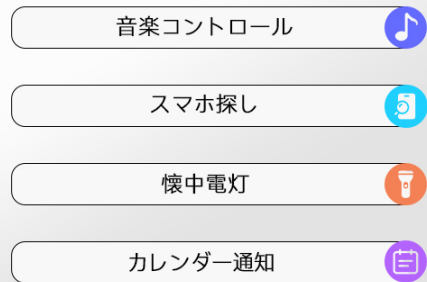
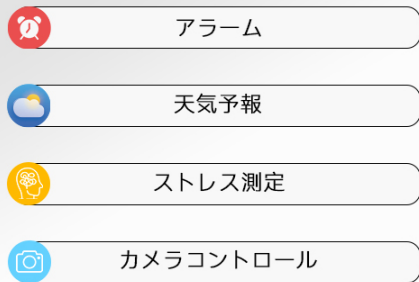


Image: A smartwatch screen showing icons for various functions including alarm, weather forecast, stress measurement, camera control, music control, find my phone, flashlight, and calendar notifications.

## 6. MAINTENANCE

---

### 6.1 Cleaning

Regularly clean your smartwatch and strap to prevent skin irritation and maintain device performance. Use a soft, lint-free cloth. If necessary, slightly dampen the cloth with water. Do not use harsh chemicals or abrasive materials.

### 6.2 Water Resistance

The smartwatch is IP68 waterproof. This means it is resistant to dust and can withstand immersion in water up to 1.5 meters for 30 minutes. It is suitable for hand washing, rain, and swimming. However, it is not recommended for hot showers, saunas, or diving, as steam and high water pressure can compromise the seals.

### 6.3 Battery Care

To prolong battery life, avoid fully discharging the battery frequently. Charge the device when the battery level is low. Store the device in a cool, dry place when not in use for extended periods.

## 7. TROUBLESHOOTING

---

If you encounter any issues with your smartwatch, please refer to the following common solutions:

- **Device not turning on:** Ensure the device is fully charged.
- **Cannot pair with smartphone:** Make sure Bluetooth is enabled on your phone, the app is open, and the watch is within range. Try restarting both devices.
- **No notifications:** Check app permissions on your smartphone to ensure the companion app has access to notifications. Verify that notifications are enabled within the smartwatch app settings.
- **Inaccurate health data:** Ensure the watch is worn snugly on your wrist, not too tight or too loose. Clean the sensors regularly.
- **Short battery life:** Reduce screen brightness, disable unnecessary features, and ensure the app is not constantly running in the background on your phone.

If the problem persists, please contact aeac customer support.

## 8. SPECIFICATIONS

---

Feature	Specification
Screen Size	1.8 inches
Continuous Use Time	5 days (typical), up to 35 days (standby)
Compatible Devices	Smartphones
Color	Pink
Shape	Rectangular
Wireless Connectivity	Bluetooth 5.3
Battery Type	Lithium Polymer
Manufacturer	aeac
Product Model Number	13
Compatible OS	Android 6.0+, iOS 9.0+
Waterproof Rating	IP68
Product Dimensions	26 x 3.7 x 1.3 cm
Product Weight	34 g

# 1.80インチ大画面

有機ELディスプレイ搭載



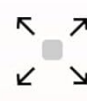
サイズ  
1.8Inch



表示領域  
85%



明るさ  
500nit



解像度  
400\*400



Image: A close-up of the smartwatch screen highlighting its 1.8-inch size, 85% display area, 500 nit brightness, and 400x400 resolution.

# 業界先端のBluetooth5.3搭載

より安定、より省エネ、より早い

**8倍** アップ  
データ転送量

**4倍** アップ  
通信距離

**2倍** アップ  
通信速度





Image: An illustration showing the smartwatch's internal components and highlighting the advanced Bluetooth 5.3 technology, emphasizing its stability, energy efficiency, and speed compared to Bluetooth 5.0.

## 9. WARRANTY AND SUPPORT

The aeac Smartwatch Model 13 comes with a 1-year warranty from the date of purchase. This warranty covers manufacturing defects but does not cover damage caused by human factors (e.g., misuse, accidental damage). For any inquiries or support needs, please contact aeac customer service.

This product has obtained Japan MIC technical certification (Certification Number: 216-230001) and US FCC certification (FCC IDENTIFIER: 2AHFT497), ensuring it meets international quality standards.