

[Manuals.plus](#) /

> [PETZL](#) /

> PETZL ARIA 1 Headlamp (350 lm) Instruction Manual

## PETZL ARIA 1 (E069AA00)

# PETZL ARIA 1 Headlamp Instruction Manual

Model: ARIA 1 (E069AA00)

## INTRODUCTION

---

The PETZL ARIA 1 headlamp is a compact, durable, and versatile lighting solution designed for various work conditions. It features a 350-lumen output, is resistant to falls and impacts, and is both waterproof and dustproof. This manual provides essential information for the safe and effective use of your ARIA 1 headlamp.



Front view of the PETZL ARIA 1 Headlamp, showcasing its black and yellow design and integrated headband.

## SETUP

---

### 1. Battery Installation

The ARIA 1 headlamp utilizes a HYBRID CONCEPT design, allowing it to operate with either three standard AAA/LR03 alkaline batteries (included) or the optional PETZL CORE rechargeable battery (sold separately).

- To open the battery compartment, locate the latch on the side of the headlamp and carefully open the cover.

- Insert three AAA/LR03 batteries, ensuring correct polarity (+/-) as indicated inside the compartment.
- Alternatively, insert a PETZL CORE rechargeable battery.
- Close the battery compartment cover securely until it clicks into place.

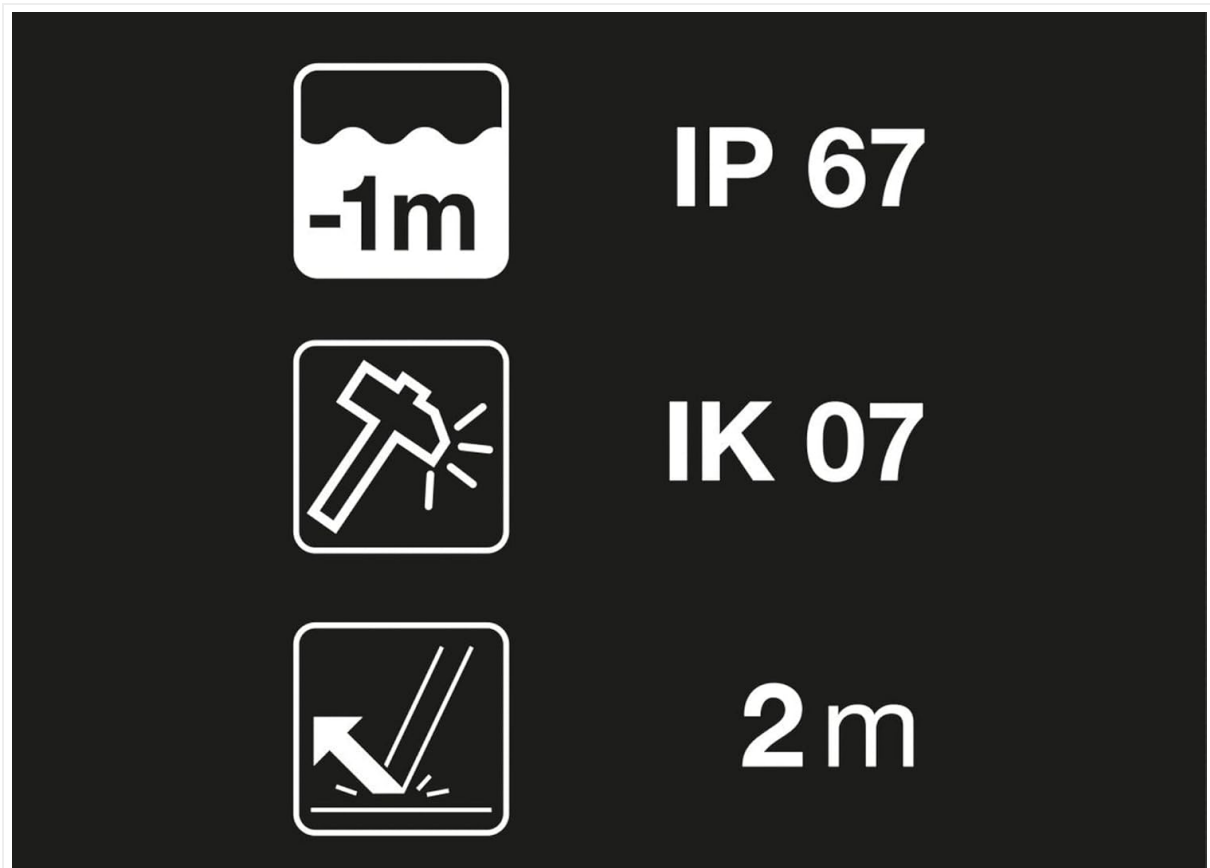



Diagram illustrating the installation of either three AAA batteries or a PETZL CORE rechargeable battery into the headlamp.

## 2. Adjusting the Headband

The elastic headband is adjustable to ensure a comfortable and secure fit on your head or helmet. Slide the buckle to tighten or loosen the strap as needed.



A person wearing the PETZL ARIA 1 headlamp, demonstrating its use in a low-light environment.

## OPERATING INSTRUCTIONS

---

### 1. Power On/Off and Brightness Adjustment

The ARIA 1 headlamp features a single button for all functions.

- **To Turn On/Off:** Press and hold the button for approximately 1 second.
- **To Change Brightness:** Once on, short press the button to cycle through the three brightness levels (Low, Medium, High).
- **Lock Function:** To prevent accidental activation during transport or storage, press and hold the button for 3 seconds until the light flashes. Repeat to unlock.

## 2. Beam Type

The ARIA 1 provides a uniform wide flood beam, optimized for comfortable close-range vision and illuminating work surfaces without harsh hot spots.



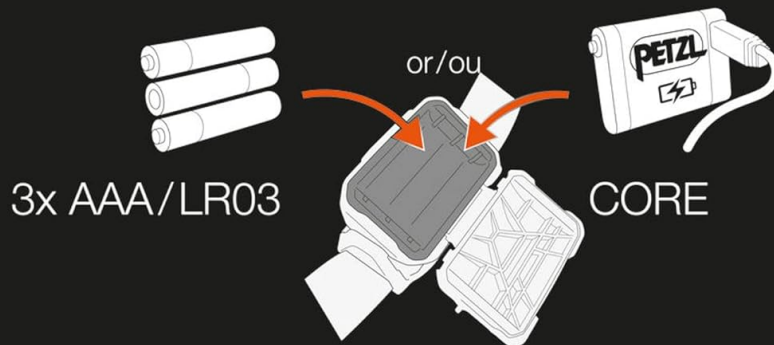
Icon representing the wide flood beam pattern of the headlamp.

## 3. Durability Features

The ARIA 1 is built for demanding environments:

- **Waterproof and Dustproof:** Rated IP67, meaning it is protected from dust ingress and can withstand immersion in water up to 1 meter for 30 minutes.
- **Impact and Fall Resistant:** Rated IK07 for impact resistance and can withstand falls from up to 2 meters.

# Hybrid CONCEPT®



Icons illustrating the headlamp's IP67 waterproof rating, IK07 impact resistance, and 2-meter fall resistance.

## MAINTENANCE

---

### 1. Cleaning

Clean the headlamp with a damp cloth. Do not use harsh chemicals or abrasive materials. Ensure the battery compartment is dry before closing.

### 2. Battery Care

- Remove AAA batteries if the headlamp will not be used for an extended period to prevent leakage.
- If using a PETZL CORE rechargeable battery, follow its specific charging and storage instructions.
- The headlamp features a battery indicator light (green, amber, or red) to show the charge status.

### 3. Storage

Store the headlamp in a cool, dry place away from direct sunlight and extreme temperatures.

## TROUBLESHOOTING

---

#### • Light not turning on:

- Check if batteries are inserted correctly with the correct polarity.
- Replace AAA batteries if they are depleted, or recharge the CORE battery.
- Ensure the headlamp is not in 'Lock' mode. Press and hold the button for 3 seconds to unlock.

#### • Dim light or short battery life:

- Batteries may be low. Replace AAA batteries or recharge the CORE battery.
- Ensure battery contacts are clean and free of corrosion.

- **Difficulty opening battery hatch:**

- Apply firm, even pressure to the latch. Avoid excessive force to prevent damage.

## SPECIFICATIONS

---

Feature	Detail
Model Number	E069AA00
White Brightness	350 Lumens (Maximum)
Power Source	3 AAA batteries (included) or PETZL CORE rechargeable battery (sold separately)
Battery Type	Alkaline (AAA)
Battery Life	Up to 12 Hours (depending on mode)
Water Resistance	IP67 (Waterproof)
Impact Resistance	IK07
Fall Resistance	2 meters
Material	Plastic
Item Weight	105 Grams
Light Source Type	LED
Special Features	Hybrid Concept, Lock Function, Adjustable Brightness, Wide Beam Pattern

## PRODUCT OVERVIEW VIDEO

---

Your browser does not support the video tag.

Official product overview video for the PETZL ARIA 1 Headlamp, demonstrating its features and functionality.

## WARRANTY

---

The PETZL ARIA 1 Headlamp is covered by a **3-year manufacturer's warranty**. Please retain your proof of purchase for warranty claims. This warranty covers defects in materials and workmanship under normal use.

## SUPPORT

---

For further assistance, technical support, or to inquire about replacement parts, please visit the official PETZL website or contact their customer service department. Always refer to the latest product information and safety guidelines provided by the manufacturer.