

AMERLIFE BMB005

AMERLIFE Queen Size Platform Bed with LED Storage Bookcase Headboard - Instruction Manual

Model: BMB005

1. INTRODUCTION

Thank you for purchasing the AMERLIFE Queen Size Platform Bed. This manual provides detailed instructions for assembly, operation, and maintenance to ensure safe and proper use of your new bed frame. Please read all instructions carefully before beginning assembly and retain this manual for future reference.

2. SAFETY INFORMATION

For safe use, always check the bed frame's weight limit, ensure secure assembly, and be mindful of any potential hazards that could arise from the bed frame's design or materials. Regularly inspect all connections and fasteners to ensure they remain tight. Do not exceed the maximum weight capacity of 1000 lbs.

3. PRODUCT FEATURES

- **Farmhouse Rustic Style:** Rustic brown wood grain finish complements various bedroom decors.
- **Ample Storage Space:** Features a bookcase headboard with adjustable shelves, hidden compartments, and 4 under-bed storage drawers.
- **Integrated Charging Station:** Includes 2 AC outlets and 2 USB ports (ETL/UL certified) for convenient device charging.
- **RGB LED Lighting:** Headboard features RGB LED lights with 20 colors and 21 modes, controllable via remote.
- **Heavy-Duty & Noise-Free Construction:** Sturdy metal slats and wood frame support up to 1000 lbs, designed for stability and quiet use.
- **No Box Spring Needed:** Designed to support a mattress directly.

4. SPECIFICATIONS

Size	Queen
------	-------

Product Dimensions	88.8"L x 61.2"W x 51.2"H
Color	Rustic Brown
Material	Engineered Wood, Metal
Recommended Mattress Height	10"-15"
Weight Capacity	1000 lbs
Box Spring Needed	No
Charging Station	2 AC Outlets, 2 USB Ports (ETL/UL Certified)
LED Lights	RGB, 20 Colors, 21 Modes, Remote Control

5. PACKAGE CONTENTS

Please verify that all parts are present and undamaged upon receipt. The package typically includes:

- Bed Frame Components (side rails, footboard)
- Bookcase Headboard
- 4 Under-Bed Storage Drawers
- Metal Slats
- Charging Station Unit
- LED Light Strip and Remote Control
- Assembly Hardware and Tools
- Instruction Manual



Figure 5.1: Exploded view of bed frame components, including headboard, frame, and drawers.

6. SETUP AND ASSEMBLY

Assembly is required. It is recommended to have two people for assembly. Follow the included detailed assembly instructions step-by-step. Ensure all parts are correctly oriented and securely fastened.

6.1. Bed Frame Assembly

1. Unpack all components and lay them out on a clean, soft surface to prevent scratches.
2. Assemble the main bed frame structure using the provided hardware.
3. Attach the metal slats to the bed frame, ensuring they are evenly spaced and secured.

6.2. Headboard Assembly

1. Assemble the bookcase headboard sections according to the diagrams.
2. Install the adjustable shelves into the desired positions within the headboard compartments.
3. Mount the charging station into the designated slot on the headboard.
4. Attach the LED light strip to the underside of the headboard shelves.
5. Connect the assembled headboard to the bed frame.

STORAGE BOOKCASE HEADBOARD WITH CHARGING

2 adjustable shelves
& a hidden storage area

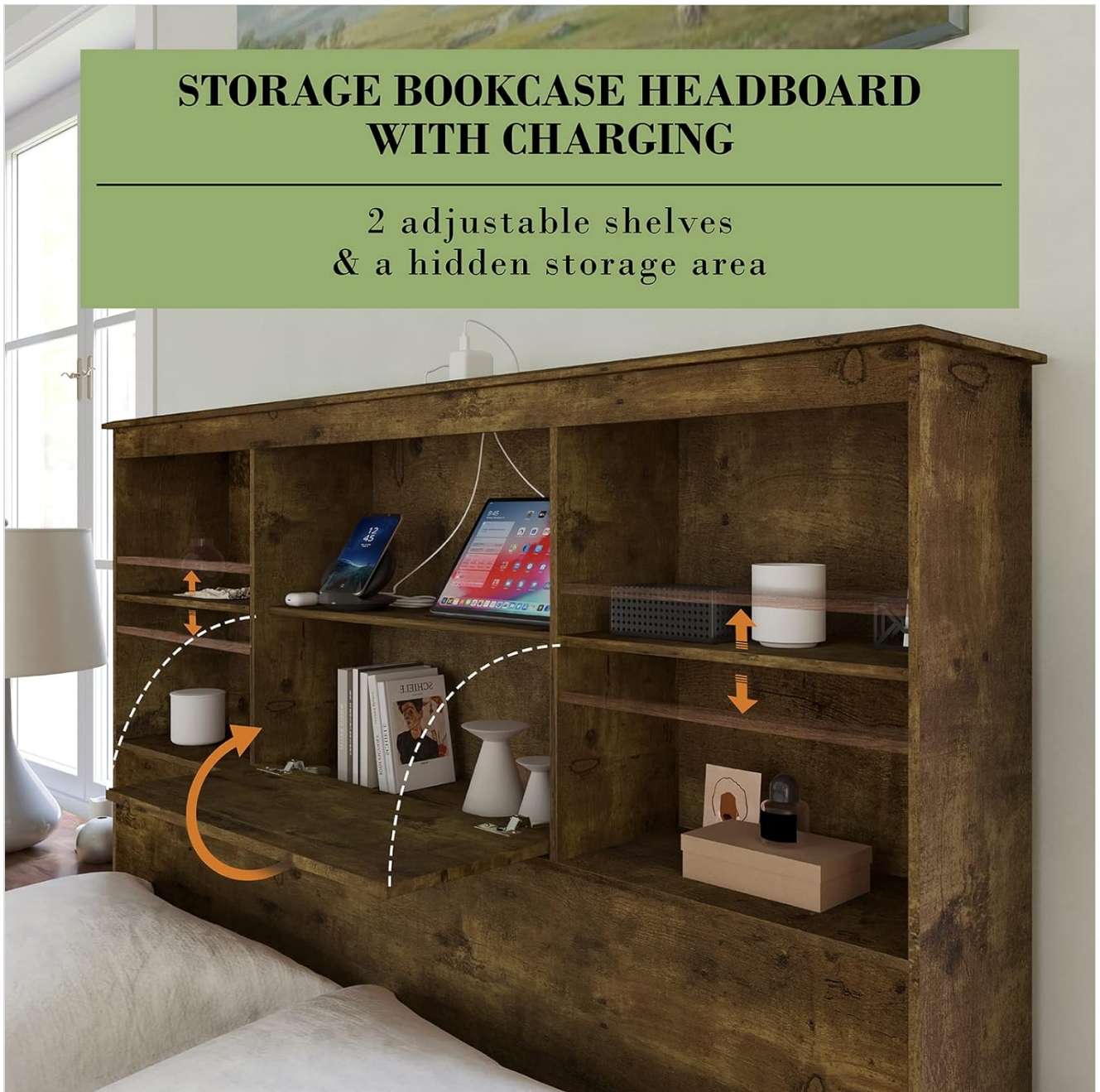


Figure 6.1: Detail of the bookcase headboard showing adjustable shelves and a hidden storage area.




Figure 6.2: The integrated charging station with 2 AC outlets and 2 USB ports.

6.3. Storage Drawer Assembly

1. Assemble the 4 under-bed storage drawers. Note that these drawers are independent and roll on the floor.
2. Position the drawers under the bed frame. They are designed to be held in place by a small screw mechanism when closed.

4 UNDER-BED STORAGE DRAWERS

Keep your bedroom organized & clutter-free

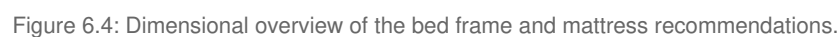


Figure 6.3: View of the under-bed storage drawers, designed for easy access.

6.4. Mattress Placement

Place your Queen size mattress (recommended height 10"-15") directly onto the assembled slats. No box spring is required.

Weight Capacity: 1000lbs



Video 6.1: Overview of the AMERLIFE LED Bookcase Headboard Bed with Storage Drawer, demonstrating features and design.

Video 6.2: Detailed look at the Storage Bed with 51.2" Storage Bookcase Headboard, highlighting its storage capabilities.

Use the provided remote control to operate the RGB LED lights in the headboard. You can select from 20 different colors and 21 dynamic modes to customize your bedroom ambiance.

8. MAINTENANCE

To maintain the quality and longevity of your bed frame:

- Wipe surfaces with a soft, damp cloth. Avoid harsh chemicals or abrasive cleaners.
- Periodically check all bolts and screws and tighten them as needed to ensure stability.
- Keep the charging station area clean and free of dust.

9. TROUBLESHOOTING

9.1. Bed Frame Squeaks

If the bed frame makes noise, check all assembly bolts and ensure they are tightened. Squeaking can often be resolved by tightening loose connections.

9.2. Charging Station Not Working

Ensure the bed frame's power cord is securely plugged into a functional wall outlet. Check if the charging station unit itself is properly seated in the headboard. If issues persist, consult a qualified electrician.

9.3. LED Lights Not Responding

Check the remote control battery. Ensure there are no obstructions between the remote and the LED receiver. Verify that the LED light strip is properly connected to its power source.

10. WARRANTY AND SUPPORT

This product is subject to a 90-day return policy for refund or replacement. Extended protection plans are available for purchase:

- 2-Year Protection Plan: \$52.99
- 3-Year Protection Plan: \$67.99
- Complete Protect: \$16.99/month (covers all eligible past and future purchases)

For customer support or further assistance, please refer to the contact information provided by the seller, Happy Tao, or visit the AMERLIFE brand store online.

AMERLIFE Brand Store: [AMERLIFE Store](#)