

Creative MF8410

Creative Stage SE Under-Monitor Soundbar User Manual

Model: MF8410 | Brand: Creative

INTRODUCTION

The Creative Stage SE is an under-monitor soundbar designed to deliver powerful audio with tone adjustment, Surround Sound, and Clear Dialog technology. It offers versatile connectivity via USB digital audio and Bluetooth 5.3, making it a perfect companion for various devices. This manual provides detailed instructions for setting up, operating, and maintaining your soundbar.



Image: Front view of the Creative Stage SE Under-Monitor Soundbar.

PACKAGE CONTENTS

Before you begin, please ensure all items are present in the package:

- Creative Stage SE Soundbar
- USB-C to USB-A Cable (1.2m / 3.94 ft)
- Power Adapter with Interchangeable Adapter Plug(s)
- IR Remote Control (Batteries not included)
- Quick Start Guide



Image: Visual representation of the Creative Stage SE package contents.

SETUP

Placement

The Creative Stage SE is designed to sit comfortably under your monitor, fitting perfectly into any desk setup. Ensure there is adequate space for proper sound dispersion.

UNDER-MONITOR SOUNDBAR WITH **BLUETOOTH 5.3**

Connect to the power outlet and enjoy high-quality audio
via USB or wirelessly



Image: Creative Stage SE soundbar positioned under a monitor in a typical desk setup.

POWERFUL PERFORMANCE

Full-range racetrack drivers and oversized radiators
to deliver impressive audio



Image: Dimensions of the soundbar for optimal placement.

Power Connection

1. Connect the power adapter to the soundbar's power input.
2. Plug the power adapter into a wall outlet.

Audio Connection

The Creative Stage SE offers two primary connection methods:

- **USB Digital Audio:** Connect the provided USB-C to USB-A cable from the soundbar to your PC or Mac. This provides high-quality digital audio.
- **Bluetooth 5.3:** For wireless streaming from your smartphone, tablet, or other Bluetooth-enabled devices.

CREATIVE®

STAGE SE

PACKAGE CONTENTS / CONTENU DU COLIS /
PACKUNGSINHALT / パッケージ内容 / 盒内部件



Creative Stage SE



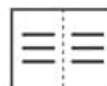
IR Remote Control*
Télécommande IR*



USB-C to USB-A Cable
Câble USB-C vers USB-A



Power Adapter with
Interchangeable
Adapter Plug(s)
Adaptateur D'alimentation
avec Adaptateur de Fiche
Interchangeable



Quick Start Guide
Guide de Démarrage
Rapide

*Batteries not included
*Piles non incluses

EN Quickstart Guide included, or available online **FR** Guide de démarrage rapide inclus ou disponible en ligne **DE** Schnellstartanleitung enthalten oder online verfügbar **IT** Guida di avvio rapido incluso o disponibile online **ES** Guía de inicio rápido incluido o disponible en línea **NL** Snelstartgids meegeleverd, of online beschikbaar **FI** Pikaopas sisältyy tai saatavilla verkossa **SV** Snabbguide för start ingår eller tillgänglig online **DA** Introduktionsvejledning inkluderet eller tilgængelig online **NO** Hurtigstartveiledning inkludert, eller tilgjengelig på nettet **PT** Guia de Introdução incluído ou disponível online **RU** Краткое руководство пользователя включено или доступно онлайн. Bluetooth динамик Creative Stage SE. **PL** Skrócona instrukcja obsługi została dołączona lub udostępniona online. Głośnik Bluetooth Creative Stage SE. **CZ** Stručná úvodní příručka v balení nebo k dispozici online. Reproduktor Bluetooth Creative Stage SE. **SK** Príručka so stručným návodom je súčasťou dodávky alebo je k dispozícii on-line. Reproduktor Bluetooth Creative Stage SE.

Image: Connectivity diagram showing USB and Bluetooth options.

OPERATING INSTRUCTIONS

Power On/Off

Press the power button on the remote control or the multi-functional knob on the side of the soundbar to turn it on or off.

Volume Control

Adjust the volume using the volume buttons on the remote control or by rotating the multi-functional knob on the side of the soundbar.



Image: Remote control and side knob for convenient control.

Input Selection

Press the "Input" button on the remote control to switch between USB and Bluetooth input modes.

Tone Adjustment

The soundbar allows you to adjust the audio tone to your preference:

- **Warm:** For prominent bass. Press the "Tone -" button on the remote.
- **Bright:** For high-frequency audio. Press the "Tone +" button on the remote.

Sound Blaster Technologies

Enhance your audio experience with built-in Sound Blaster technologies:

- **Surround:** Enhances the spatial information of incoming audio for an immersive experience. Press the "Surround" button on the remote.
- **Clear Dialog:** Improves vocal intelligibility, allowing you to hear dialogue clearly without compromising ambient effects. Press the "Dialog" button on the remote.

CONVENIENT CONTROL



AT YOUR FINGERTIPS

Image: Sound Blaster features: Clear Dialog and Surround Sound.

Your browser does not support the video tag.

Video: Official product video demonstrating the features of the Creative Stage SE Under-Monitor Soundbar, including its sleek design, connectivity options (USB and Bluetooth 5.3), powerful audio, and Sound Blaster technologies like Surround Sound and Clear Dialog. It also highlights the tone adjustment feature and convenient controls.

MAINTENANCE

- **Cleaning:** Use a soft, dry cloth to clean the surface of the soundbar. Do not use liquid cleaners or aerosols.
- **Storage:** When not in use for extended periods, store the soundbar in a cool, dry place away from direct sunlight and extreme temperatures.
- **Handling:** Avoid dropping the soundbar or subjecting it to strong impacts.







TROUBLESHOOTING

Problem	Possible Cause	Solution
---------	----------------	----------

For technical support, product registration, and frequently asked questions, please visit the Creative support page or contact their customer service directly. You can find more information on the [Creative Store on Amazon](#).

© 2025 Creative Labs. All rights reserved.

Related Documents - MF8410

	<p>Creative Stage SE Under-monitor Soundbar: Quick Start Guide and Technical Specifications</p> <p>Comprehensive HTML guide for the Creative Stage SE under-monitor soundbar. Features Bluetooth and USB audio, setup instructions, control details, connectivity options, technical specifications, and safety/regulatory information.</p>
	<p>Creative Stage SE Under-Monitor Soundbar with Bluetooth and USB Digital Audio - Quick Start Guide</p> <p>This guide provides instructions for setting up and using the Creative Stage SE under-monitor soundbar, featuring Bluetooth and USB digital audio connectivity. Learn about controls, connectivity options, and technical specifications.</p>
	<p>Creative Sound Blaster Live! Getting Started and Installation Guide</p> <p>Comprehensive guide for Creative Sound Blaster Live! audio card. Covers hardware installation, software setup for Windows and MS-DOS, application usage, and troubleshooting for an enhanced PC audio experience.</p>
	<p>Creative Desktop Theater 5.1 DTT2500 Digital: Installation and Operating Instructions</p> <p>User manual for the Creative Desktop Theater 5.1 DTT2500 Digital speaker system. Covers installation, safety, setup, features like Dolby Digital, and application guides for PC audio.</p>
	<p>Creative Sound Blaster Live! Value Getting Started Guide</p> <p>Get started with your Creative Sound Blaster Live! Value sound card. This guide covers installation, software setup, features, and troubleshooting for Creative Audio Software.</p>
	<p>Creative Sound Blaster GS5 Quick Start Guide</p> <p>Get started with your Creative Sound Blaster GS5 soundbar. This guide provides setup instructions, control explanations, technical specifications, and warranty information.</p>