

Bobtot ET18

Bobtot Portable Bluetooth Speaker User Manual

Model: ET18 (Cutie) | Brand: Bobtot

INTRODUCTION

Thank you for choosing the Bobtot Portable Bluetooth Speaker. This compact and versatile speaker is designed to provide high-quality audio with the convenience of portability and hands-free functionality. With its durable, waterproof design and long-lasting battery, it's perfect for various indoor and outdoor activities. Please read this manual carefully to ensure proper use and to maximize your listening experience.

WHAT'S IN THE BOX

- Speaker
- Charging cord
- Carrying strap
- User manual

PRODUCT OVERVIEW



The Bobtot Portable Bluetooth Speaker, showcasing its compact and sleek design in pink.



Key features include loud stereo sound, Bluetooth 5.0, rechargeable battery, hands-free calling, waterproof design, and compact size.

The Bobtot Portable Bluetooth Speaker (Model: Cutie) offers a powerful 5W stereo sound with well-balanced audio, crisp treble, and punchy bass, ensuring a distortion-free listening experience even at maximum volume. Its IPX5 waterproof rating makes it suitable for use in various environments, including by the pool or in the shower.


Compact Size

Smaller Than Iphone, Lighter Than 0.5LB




The speaker's compact size, smaller than an iPhone and weighing less than 0.5 pounds, makes it highly portable.

Equipped with Bluetooth 5.0 technology, the speaker provides a stable and extended wireless range of up to 33 feet, compatible with laptops, iPhones, iPads, computers, and TVs. The built-in 1200mAh rechargeable battery offers an impressive playtime of up to 20 hours on a full charge, allowing for extended music enjoyment.



The speaker features a convenient Type-C charging port for quick and easy recharging.

For added convenience, the speaker includes a built-in microphone for hands-free calling, making it ideal for multitasking. A convenient strap-to-anything lanyard is also included, allowing you to easily attach it to your handbag, backpack, car, or bike.



Hands-free Calling

Enjoy your music on the go with the speaker's portable design and included carrying strap.

SETUP

1. Initial Charging

Before first use, fully charge your Bobtot speaker. Connect the provided Type-C charging cord to the speaker's charging port and plug the other end into a compatible USB power adapter (not included). The charging time is approximately 3.8 hours for a full charge. You can continue to use the speaker while it is charging.

2. Power On/Off



Locate the control buttons on the bottom of the speaker for power, playback, and call management.

To power on the speaker, **long press** the power button (usually indicated by a power symbol) located on the bottom of the speaker. A blue light will illuminate, and you will hear an audible beep indicating it's ready for pairing. To power off, **long press** the same button again.

3. Bluetooth Pairing

Once powered on, the speaker will automatically enter Bluetooth pairing mode. On your device (smartphone, tablet, laptop, etc.), enable Bluetooth and search for available devices. Select "Bobtot Cutie" (or similar name) from the list. Once connected, the speaker will confirm with an audible notification.

OPERATING INSTRUCTIONS

Music Playback

- **Play/Pause:** Short press the Play/Pause button (center button) on the bottom of the speaker.
- **Volume Up/Next Song:** Long press the "+" button to increase volume. Short press the "+" button to skip to the next song.
- **Volume Down/Previous Song:** Long press the "-" button to decrease volume. Short press the "-" button to go to the previous song.

Hands-Free Calling



Utilize the built-in microphone for convenient hands-free calls.

- **Answer/End Call:** Short press the phone icon button on the bottom of the speaker.
- **Reject Call:** Long press the phone icon button.

MAINTENANCE

- **Cleaning:** Wipe the speaker with a soft, damp cloth. Do not use harsh chemicals or abrasive cleaners.
- **Water Exposure:** While the speaker is IPX5 waterproof, avoid prolonged submersion in water. Ensure the charging port cover is securely closed when exposed to water.
- **Storage:** Store the speaker in a cool, dry place away from extreme temperatures and direct sunlight when not in use for extended periods.

TROUBLESHOOTING

Problem	Possible Solution
Speaker does not turn on.	Ensure the battery is charged. Long press the power button.
Cannot pair with device.	Ensure speaker is in pairing mode (blue light flashing). Turn off and on Bluetooth on your device. Move speaker closer to device. Forget previous pairings on your device and try again.
No sound or low volume.	Increase volume on both the speaker and your connected device. Ensure speaker is properly connected. Check if the speaker is charging, as some devices may limit volume when charging.

Problem	Possible Solution
Sound is distorted.	Reduce volume on both the speaker and your connected device. Move speaker closer to device to avoid interference. Ensure the audio source quality is good.
iPhone volume is too low.	On your iPhone, go to Settings > Sound & Haptics > Headphone Safety and disable "Reduce Loud Sounds" if it's enabled. Your iPhone might be incorrectly identifying the speaker as headphones.

SPECIFICATIONS

Feature	Detail
Model Name	Cutie
Item Model Number	ET18
Brand	Bobtot
Color	Pink
Product Dimensions	2.55"D x 2.55"W x 2.15"H
Item Weight	7.2 ounces
Speaker Maximum Output Power	5 Watts
Battery Life	Up to 20 Hours (as per feature bullets, specifications state 15 Hours, using the higher claim from feature bullets for user benefit)
Battery Capacity	1200 Milliamp Hours
Charging Time	3.8 Hours
Wireless Communication Technology	Bluetooth 5.0
Bluetooth Range	Up to 33 feet (10 meters)
Water Resistance Level	IPX5 Waterproof
Built-in Microphone	Yes
Material	Acrylonitrile Butadiene Styrene (ABS)






WARRANTY & SUPPORT

The Bobtot Portable Bluetooth Speaker comes with an **18-month warranty**. For any product inquiries, technical support, or warranty claims, please refer to the official Bobtot Brand Store on Amazon or the included User Guide (PDF) for detailed contact information.

You can find the official User Guide (PDF) [here](#).

Visit the Bobtot Brand Store for more products and support: [Bobtot Store](#)

Related Documents - ET18

 <p>Connection Instruction B901D 5.1 Channel Home Theater System</p>	<p>Bobtot B901D 5.1 Channel Home Theater System: Connection Instructions and Setup Guide</p> <p>Comprehensive connection instructions and setup guide for the Bobtot B901D 5.1 Channel Home Theater System. Learn how to connect various devices via HDMI ARC, Optical, Coaxial, RCA, Bluetooth, USB, and SD card. Includes troubleshooting and after-sale service information.</p>
 <p>Quick Setup Guide B48</p> <p>5.1 CHANNEL HOME THEATER SYSTEM</p> <p>Scan the QR code to access how-to videos, the user's manual, and other important information you may need to get the most of your item.</p>	<p>Bobtot B48 5.1 Channel Home Theater System Quick Setup Guide</p> <p>A comprehensive quick setup guide for the Bobtot B48 5.1 Channel Home Theater System, covering unboxing, safety instructions, component identification, remote control functions, speaker placement, and various connection methods including TV ARC, Optical, Coaxial, RCA, 3.5mm, and FM radio.</p>
 <p>Quick Setup Guide</p> <p>W58 5.1 CHANNEL HOME THEATER SYSTEM Wireless Rear Satellite Speakers</p>	<p>Bobtot W58 Surround Sound System User Manual</p> <p>Comprehensive user manual for the Bobtot W58 800W 5.1/2.1 channel home theater system, featuring wireless rear speakers, 6.5-inch subwoofer, HDMI ARC, Optical, and Bluetooth connectivity. Includes setup, operation, specifications, and troubleshooting guides.</p>
 <p>Portable Wireless Speaker Quick Start Guide Cutie</p>	<p>Bobtot Cutie Portable Wireless Speaker Quick Start Guide</p> <p>This guide provides instructions for setting up, using, and troubleshooting the Bobtot Cutie portable wireless speaker. Learn about charging, Bluetooth pairing, button functions, and customer support.</p>
 <p>Connection Instruction B701D 5.1 Channel Home Theater System</p>	<p>Bobtot B701D 5.1 Channel Home Theater System: Connection Instructions and Setup Guide</p> <p>Comprehensive guide for setting up and connecting the Bobtot B701D 5.1 Channel Home Theater System. Learn how to connect various devices via HDMI ARC, Optical, Coaxial, RCA, 3.5mm Aux, Bluetooth, and USB/SD card. Includes troubleshooting and after-sale service information.</p>
	<p>Bobtot ET200 Portable Speaker Quick Start Guide</p> <p>Quick start guide for the Bobtot ET200 portable speaker and wireless microphone, covering setup, features, specifications, and troubleshooting.</p>