

Womier K75

Womier K75 75% Gasket Mount Mechanical Gaming Keyboard User Manual

Model: K75 | Brand: Womier

1. INTRODUCTION

The Womier K75 is a 75% layout gasket mount mechanical gaming keyboard designed for an enhanced typing experience. It features 82 keys, RGB backlighting, and hot-swappable switches. This keyboard is compatible with both Windows and Mac operating systems, offering versatility for various computing environments.

Key features include:

- **Gasket Mounted Design:** Incorporates silicone spacers, a sandwich silicone silencer, and a bottom silicone pad to reduce percussion noise and enhance typing flexibility.
- **Hot-Swappable PCB:** Allows for easy replacement of 3-pin and 5-pin mechanical switches without soldering. Pre-lubed custom clicky switches are pre-installed.
- **RGB Backlighting:** Offers 15 factory-set lighting modes and music rhythm modes, with additional customization available via dedicated software.
- **Ergonomic Design:** Features transparent Cherry profile keycaps and a curved layout for comfortable, extended use.
- **Full Keys Anti-Ghosting:** Ensures accurate registration of multiple simultaneous key presses, crucial for gaming.
- **Detachable USB-C Cable:** Provides portable and customizable connectivity.




Figure 1: The Womier K75 keyboard showcasing its transparent design and RGB backlighting.

2. SETUP

2.1 Connecting the Keyboard

Connect the provided USB-C cable to the keyboard's USB-C port and the other end to an available USB port on your computer. The keyboard is designed for wired operation.

Hot Swappable Keyboard

Compatible with 3Pin/5Pin switch



Figure 2: The USB-C port on the Womier K75 keyboard for connection to a computer.

Video 1: Demonstrates connecting the Womier K75 keyboard and showcasing its features, including hot-swappable switches and RGB lighting.

2.2 System Switchover (Mac/Windows)

The keyboard features a switch to toggle between Mac and Windows compatibility modes. Locate the switch on the side or back of the keyboard and set it to your desired operating system.

Womier K75

75% Gasket Mounted Mechanical Keyboard



Figure 3: Location of the Mac/Win system switch on the Womier K75 keyboard.

2.3 Height Adjustment

The keyboard is equipped with two-gear height adjustment feet on its underside. Flip out these feet to adjust the typing angle for improved ergonomics.

3. OPERATING INSTRUCTIONS

3.1 RGB Lighting and Software Customization

The Womier K75 offers 15 pre-set RGB lighting modes and music rhythm effects. These can be cycled through directly on the keyboard using function key combinations. For advanced customization, including designing new effects, building macros, and setting per-key lighting, dedicated software is available from the manufacturer's website.

RGB Keyboard and Software Customization

Custom software is also available for designing your new effects

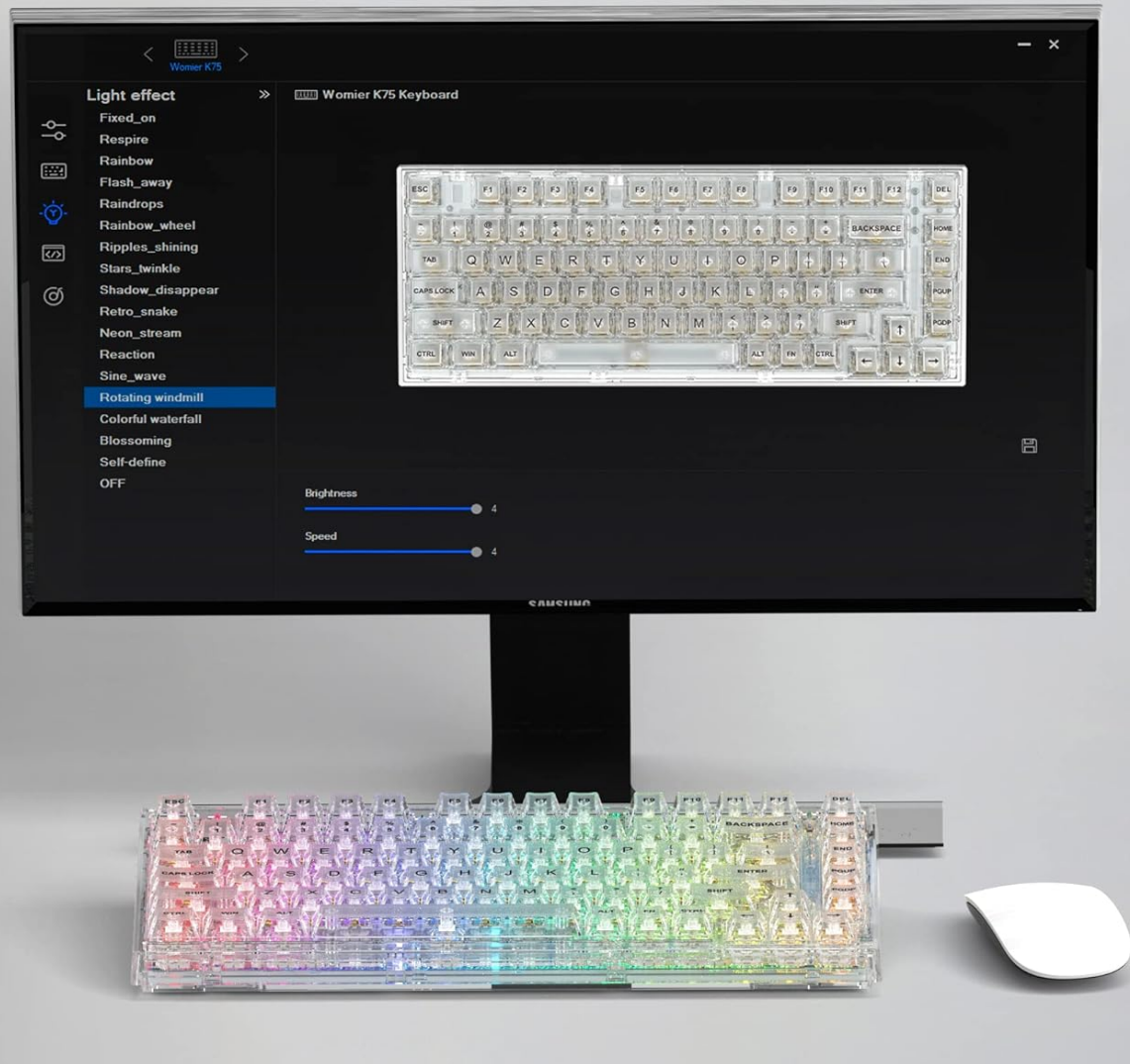


Figure 4: The Womier K75 keyboard with its RGB customization software interface.

Video 2: Showcases various RGB lighting effects and typing on the Womier K75 mechanical keyboard.

3.2 Hot-Swappable Switches

The hot-swappable PCB allows users to easily change mechanical switches without soldering. This feature enables customization of typing feel and sound. The keyboard is compatible with most 3-pin and 5-pin mechanical switches.



Figure 5: Demonstrating the hot-swappable switch feature of the Womier K75 keyboard.

Video 3: Highlights the gasket mount design and hot-swappable switches of the K75 gaming keyboard.

3.3 Anti-Ghosting

The full keys anti-ghosting feature ensures that every key press is registered accurately, even when multiple keys are pressed simultaneously. This is particularly beneficial for fast-paced gaming and typing.

4. MAINTENANCE

4.1 Cleaning

To clean the keyboard, disconnect it from your computer. Use a soft, dry cloth to wipe down the keycaps and chassis. For deeper cleaning or to remove debris from under the keycaps, use the included keycap puller to carefully remove individual keycaps. A can of compressed air can be used to clear dust from the switch area. Reattach keycaps by aligning them with the switch stem and pressing down gently until they click into place.

4.2 Switch Replacement

The hot-swappable design allows for easy switch replacement. Use a switch puller (not included, but often bundled with replacement switches) to gently remove the existing switch. Align the pins of the new switch with the holes on the PCB and press firmly until it seats correctly. Ensure the pins are not bent during insertion.

5. TROUBLESHOOTING

5.1 Keyboard Not Responding

- Ensure the USB-C cable is securely connected to both the keyboard and the computer.
- Try connecting the keyboard to a different USB port on your computer.
- Verify that the Mac/Win switch is set to the correct operating system.
- Restart your computer.

5.2 RGB Lighting Issues

- Check the keyboard's manual or manufacturer's website for specific key combinations to control RGB lighting.
- If using customization software, ensure it is installed correctly and up to date.
- Confirm that the keyboard's firmware is current.

5.3 Keys Not Registering

- If individual keys are not registering, the switch may be faulty or improperly seated. Use a keycap puller to remove the keycap and inspect the switch. If necessary, replace the switch using a switch puller.
- Ensure no debris is obstructing the switch mechanism.

6. SPECIFICATIONS

Brand	Womier
Model	K75
Layout	75% (82 Keys)
Connectivity	Wired (USB-C)
Switch Type	Mechanical, Hot-Swappable (3-pin/5-pin compatible)
Keycaps	Transparent PC, Cherry Profile
Backlighting	RGB
Compatible Devices	PC (Windows, Mac)
Material	Silicone (gasket mount components)
Item Weight	2.79 pounds
Package Dimensions	15.51 x 6.54 x 2.24 inches







7. WARRANTY AND SUPPORT

For specific warranty information and technical support, please refer to the documentation included with your product or visit the

official Womier website. Additional protection plans may be available for purchase through your retailer.



Related Documents - K75

	<p>Womier K75 Mechanical Gaming Keyboard User Manual</p> <p>Comprehensive guide for the Womier K75 Gasket Mounted Mechanical Gaming Keyboard, covering installation, features, multimedia functions, and troubleshooting for both Windows and macOS systems.</p>
	<p>Womier SK71 PRO Wireless Mechanical Keyboard User Manual</p> <p>User manual for the Womier SK71 PRO, a 75% VIA support wireless mechanical keyboard. Includes features, connectivity modes (Bluetooth, 2.4G, Wired), and function key combinations for Windows and Mac.</p>
	<p>Womier V-K66 Mechanical Keyboard User Manual</p> <p>User manual for the Womier V-K66 Mechanical Keyboard, detailing system functions, hotkeys for Windows and Mac, product features, specifications, and driver download information.</p>
	<p>Womier S-K71 Mechanical Keyboard User Manual and Instructions</p> <p>Comprehensive guide to the Womier S-K71 mechanical keyboard, covering setup, features, and troubleshooting for Bluetooth, 2.4G wireless, and wired modes. Includes detailed instructions on key combinations, lighting effects, and system compatibility for both Windows and macOS.</p>
	<p>Womier SK75 TMR Keyboard User Manual: Features, Setup, and Key Combinations</p> <p>Comprehensive user manual for the Womier SK75 TMR 75% Rapid Trigger Wireless Aluminum Magnetic Keyboard. Details FN key combinations for Windows/macOS, battery management, mode settings, and answers common questions.</p>
	<p>Womier WK61 Pro 60% Gaming Keyboard User Manual</p> <p>Get started with your Womier WK61 Pro 60% gaming keyboard. This user manual covers product features, VIA customization, and essential FN key combinations for enhanced control and personalization.</p>

Documents - Womier – K75

[Womier K75 Mechanical Gaming Keyboard User Manual](#)



Comprehensive guide for the Womier K75 Gasket Mounted Mechanical Gaming Keyboard, covering installation, features, multimedia functions, and troubleshooting for both Windows and macOS systems.

lang: **score:23** filesize: 2.01 M page_count: 1 document date: 2023-04-20