



[Manuals.plus](#) /

› [HomJoones](#) /

› HomJoones Metal Twin Over Full Bunk Bed Instruction Manual, Model 01

HomJoones 01

HomJoones Metal Twin Over Full Bunk Bed Instruction Manual

Model: 01

IMPORTANT SAFETY INFORMATION

Read all instructions carefully before assembling and using this bunk bed. Keep this manual for future reference.

- **Weight Capacity:** Do not exceed a weight capacity of 250 lbs on the top bunk and 400 lbs on the bottom bunk.
- **Assembly:** Assembly requires at least two adults. Ensure all parts are securely fastened before use.
- **Guardrails:** The top bunk is equipped with height-reinforced guardrails. Ensure they are properly installed and maintained to prevent falls.
- **Ladder:** Use the provided ladder for access to the top bunk. Ensure it is securely attached.
- **Mattress:** Use only mattresses that comply with the recommended dimensions and thickness to ensure proper guardrail height. (Mattress not included)
- **Sharp Edges:** Be cautious of sharp edges during assembly and use.
- **Children's Safety:** This bunk bed is suitable for both adults and children. Supervise children using the top bunk.

Failure to follow these warnings could result in serious injury.

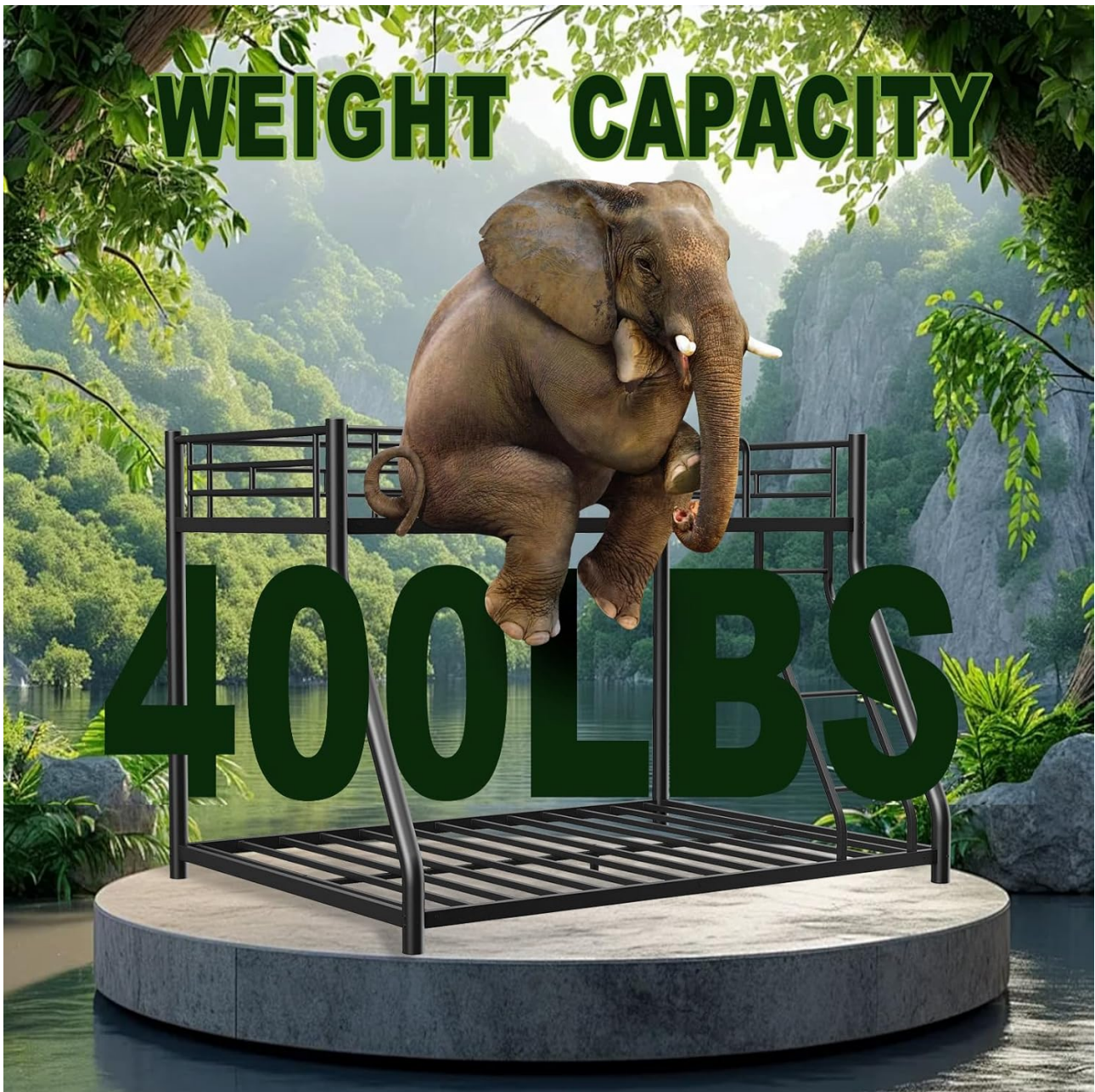


Image: Illustration demonstrating the robust weight capacity of the bunk bed, indicating support for up to 400 lbs on the bottom bunk.

PACKAGE CONTENTS

Verify that all components are present before beginning assembly. If any parts are missing or damaged, contact HomJoones customer support.



Image: Fully assembled HomJoones Metal Twin Over Full Bunk Bed in black finish, shown with mattresses and bedding in a bedroom setting.

Refer to the included assembly document for a detailed list of parts and hardware.

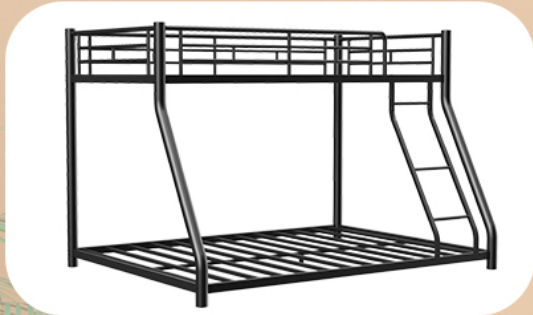
SETUP AND ASSEMBLY

Assembly is required for this bunk bed. It is recommended to have at least two adults for assembly. Follow the step-by-step instructions provided in the assembly document included with your product. Ensure you have adequate space for assembly.

1. **Unpack:** Carefully unpack all components and lay them out on a clean, soft surface to prevent scratches.
2. **Identify Parts:** Match all parts against the parts list in the assembly document.
3. **Assemble Frame:** Begin by assembling the main frame components, ensuring all bolts are finger-tight initially.
4. **Attach Slats:** Install the metal slats for both the twin and full beds. There is no need for a box spring as the sturdy metal slats provide strong support.
5. **Install Guardrails and Ladder:** Securely attach the guardrails to the top bunk and the ladder to the designated attachment points. The incline safety ladder is designed for easy climbing.

6. **Final Tightening:** Once all components are in place, systematically tighten all bolts and screws using the provided tools. Do not overtighten.
7. **Check Stability:** Gently shake the assembled bed to ensure it is stable and all connections are secure.

Tip: Some users find it helpful to organize hardware in the labeled bags and use a flat surface tool to assist with bumper pieces for the bottom bars to reduce noise.



Incline safety Ladder

Great fun and Safety
to climb up& down easily

Sturdy Metal slats

strong Metal slats
for Easy Assembly



Image: Detailed view of the HomJoones Metal Twin Over Full Bunk Bed, highlighting the safety guardrail, incline safety ladder, and low altitude design for easy access.

OPERATING INSTRUCTIONS

This bunk bed is designed for sleeping and resting. Adhere to the following guidelines for safe operation:

- **Accessing Top Bunk:** Always use the provided ladder to access the top bunk. Do not climb on the frame or guardrails.
- **Weight Distribution:** Distribute weight evenly on both bunks. Avoid concentrated weight in one area.
- **No Jumping:** Do not jump on either bunk. This can compromise the structural integrity and lead to injury.
- **Clearance:** Ensure adequate clearance around the bed, especially for the top bunk, to prevent head injuries.

MAINTENANCE

Regular maintenance will ensure the longevity and safety of your bunk bed.

- **Cleaning:** Wipe down the metal frame with a soft, damp cloth. Avoid abrasive cleaners that may damage the finish.
- **Hardware Check:** Periodically check all bolts and screws to ensure they remain tight. Retighten as necessary.
- **Slat Inspection:** Inspect the metal slats regularly for any signs of bending or damage. Replace damaged slats immediately.
- **Noise Reduction:** If creaking occurs, check all connections and ensure silent cotton pads (if applicable) are

properly placed to prevent creaking noises.



Image: Close-up views illustrating the noise reduction features, such as silent cotton pads, and the reinforced support legs in the middle of the bed frame.

TROUBLESHOOTING

Problem	Possible Cause	Solution
Bed is wobbly or unstable.	Loose bolts or screws.	Retighten all assembly hardware. Ensure all connections are secure.
Creaking noises during use.	Loose connections; missing or displaced bumper pads.	Check and tighten all bolts. Ensure all bumper pads are correctly installed on the slats.
Missing parts during assembly.	Packaging error or lost during unpacking.	Contact HomJoones customer support with your purchase details and the specific missing parts.
Difficulty assembling.	Instructions unclear; complex steps.	Review the assembly document carefully. Consider having a second person assist with assembly.

SPECIFICATIONS

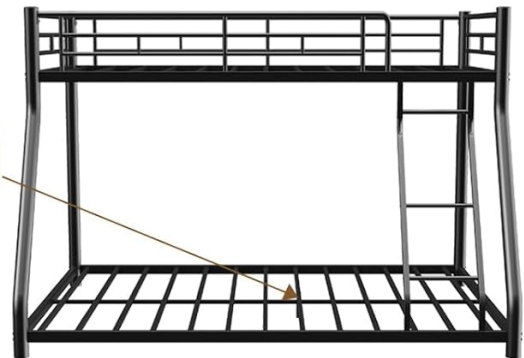
Feature	Detail
Model	01
Brand	HomJoones
Type	Twin Over Full Bunk Bed

Feature	Detail
Material	High-quality Steel
Color	Black
Overall Dimensions (L x W x H)	77.95" x 56.3" x 58.66"
Top Bunk Weight Capacity	250 lbs
Bottom Bunk Weight Capacity	400 lbs
Box Spring Required	No (21/21 pcs sturdy metal slats provide support)
Assembly Required	Yes
Ground to Item Distance	4.33 Inches
Item Weight	83 pounds
UPC	797332950300

DESCRIPTION

No noise

Add silent cotton pads, so you can roll over freely while sleeping with out making creaking noises



Support leg reinforcement

There are supporting legs in the middle, which makes it difficult for people to defom and sink the bed frame when lying on it

Image: Diagram illustrating the product dimensions of the HomJoones Metal Twin Over Full Bunk Bed, including length, width, height, and guardrail height.

WARRANTY AND SUPPORT

This product comes with a one-year warranty from the date of purchase. The warranty covers manufacturing defects and structural integrity under normal use.

For warranty claims, missing parts, or any other support inquiries, please contact HomJoones customer service.

Have your purchase receipt and model number (01) ready when contacting support.

Contact Information: Refer to your purchase documentation or the HomJoones official website for the most current customer support contact details.