

Audient iD24

Audient iD24 USB-C Audio Interface User Manual

Model: iD24

1. INTRODUCTION

This manual provides detailed instructions for the setup, operation, and maintenance of your Audient iD24 USB-C Audio Interface. The iD24 is designed to deliver high-quality audio performance for recording and mixing, featuring Audient Console Mic Preamps and class-leading AD/DA converters.

Please read this manual thoroughly before using your iD24 to ensure optimal performance and longevity of the device.



Figure 1.1: Front view of the Audient iD24 USB-C Audio Interface, showcasing its main controls and compact design.

2. SETUP GUIDE

Follow these steps to set up your Audient iD24 audio interface.

2.1. System Requirements

- Operating System: macOS (compatible versions as specified by Audient), Windows (compatible versions as specified by Audient).
- Available USB-C port.
- Compatible audio production software (DAW).

2.2. Driver Installation

1. Visit the official Audient website (audient.com) and navigate to the support section for the iD24.
2. Download the latest drivers and iD software for your operating system.
3. Follow the on-screen instructions to install the software and drivers. It is recommended to install these before connecting the iD24 to your computer.

2.3. Connecting the iD24

1. Connect the iD24 to your computer using a high-quality USB-C cable. The iD24 is bus-powered, meaning it draws power directly from the USB connection.
2. Connect your microphones to the XLR/TRS combo inputs on the rear panel. Ensure phantom power (+48V) is enabled if using condenser microphones.
3. Connect instruments (e.g., guitar, bass) to the dedicated JFET instrument input on the front panel.
4. Connect your studio monitors to the balanced line outputs (1L, 2R, 3L, 4R) on the rear panel.
5. Connect headphones to the headphone output on the front panel.



Figure 2.1: Rear view of the Audient iD24, illustrating the various input and output ports including USB-C, optical, word clock, line outputs, and combo XLR/TRS inputs.



Figure 2.2: A hand connecting cables to the rear panel of the iD24, demonstrating the connection process for studio equipment.

3. OPERATING INSTRUCTIONS

This section details the functions of the Audient iD24's controls and how to use them effectively.

3.1. Front Panel Controls

- **Gain Knobs (1 & 2):** Adjust the input gain for microphone/line inputs 1 and 2.
- **+48V Buttons:** Engage phantom power for condenser microphones connected to inputs 1 and 2.
- **-10dB Pad Buttons:** Attenuate the input signal by 10dB for very loud sources.
- **iD Button:** Activates the ScrollControl feature, allowing the main volume encoder to control DAW parameters.
- **DIM Button:** Reduces the monitor output level by a fixed amount.
- **CUT Button:** Mutes the monitor outputs.
- **F1, F2, F3 Buttons:** User-assignable function buttons for various monitoring controls (e.g., Speaker Select, Talkback, Polarity Invert, Mono Sum). Configure these in the iD software.
- **Main Volume Encoder:** Controls the main monitor output volume.

- **Headphone Volume Knob:** Adjusts the volume for the headphone output.
- **LED Metering:** Provides visual feedback on input and output levels.



Figure 3.1: A hand adjusting the large central volume knob on the iD24, demonstrating interaction with the primary control.

3.2. Using the iD Software

The iD software provides a virtual mixer and control panel for your iD24. It allows you to:

- Adjust input and output routing.
- Configure the F1, F2, F3 assignable buttons.
- Control monitor mix levels.
- Access advanced settings and firmware updates.

4. KEY FEATURES

The Audient iD24 incorporates several features designed to enhance your audio production workflow and quality.

4.1. Audient Console Mic Preamps

The iD24 features two Class-A Audient Console Mic Preamps, utilizing the same discrete circuit design found in Audient's ASP8024-HE recording console. These preamps are engineered for ultra-low noise and low distortion, providing a clean, accurate, and warm signal path for your microphones.

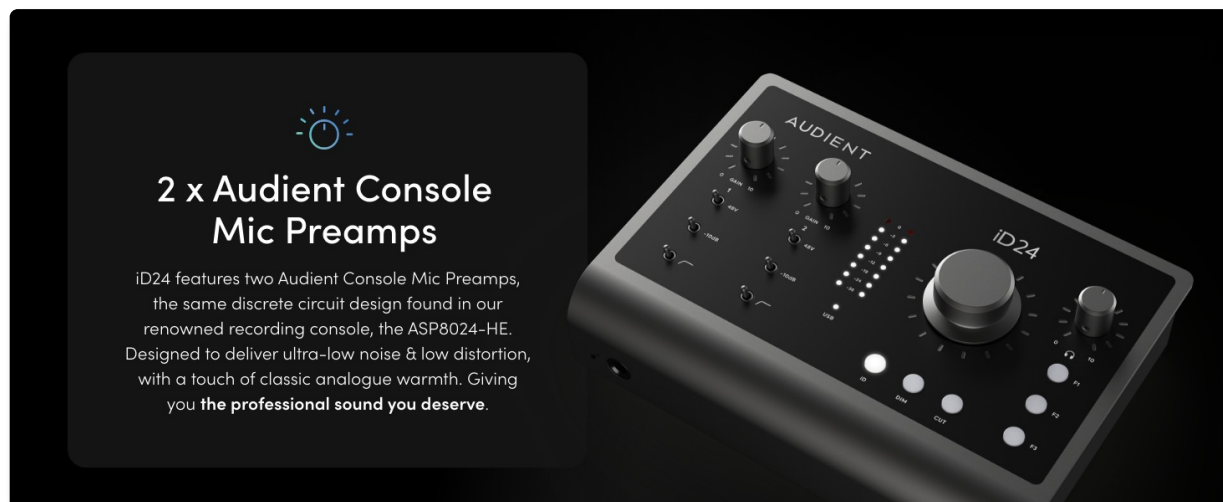


Figure 4.1: An image highlighting the Audient iD24's two console mic preamps, emphasizing their professional-grade audio quality.

4.2. Class-Leading AD/DA Converters

Equipped with 32-bit DAC converter technology and 126dB of dynamic range, the iD24's converters ensure that every subtle detail of your audio is captured and reproduced with remarkable clarity, aiding in precise mixing decisions.

4.3. JFET Instrument Input

The dedicated JFET instrument input is designed to replicate the input stage of a classic valve amplifier, providing a harmonically rich sonic foundation for direct guitar or bass recording before any amplifier simulations.




Figure 4.2: A musician playing an acoustic guitar, with the iD24 visible in the foreground, illustrating the use of the JFET instrument input.

4.4. Balanced Inserts

The iD24 includes two fully balanced inserts, allowing seamless integration of external hardware effects (e.g., compressors, EQs) into your signal chain before analog-to-digital conversion. The insert returns also provide direct access to the A/D converters for the cleanest possible signal path.

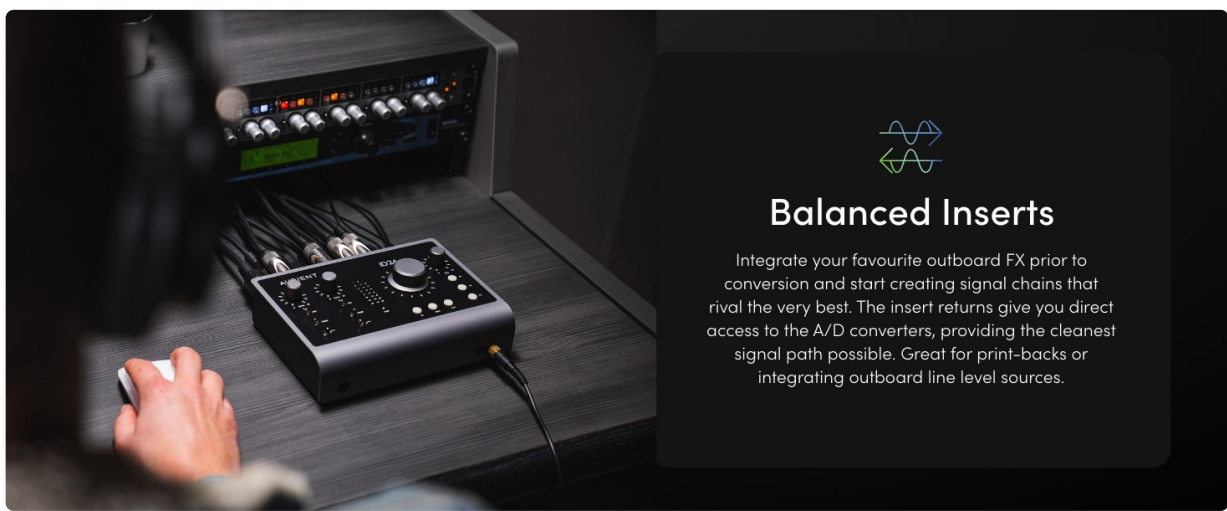


Figure 4.3: A close-up of the iD24 with cables connected to the balanced insert points, demonstrating the integration of external processing gear.

4.5. ADAT Input & Output

For expanding your studio, the iD24 features optical input and output connections supporting both ADAT and SPDIF protocols. This allows you to add up to 8 channels of external mic preamps, increasing your total input/output count for larger recording sessions.

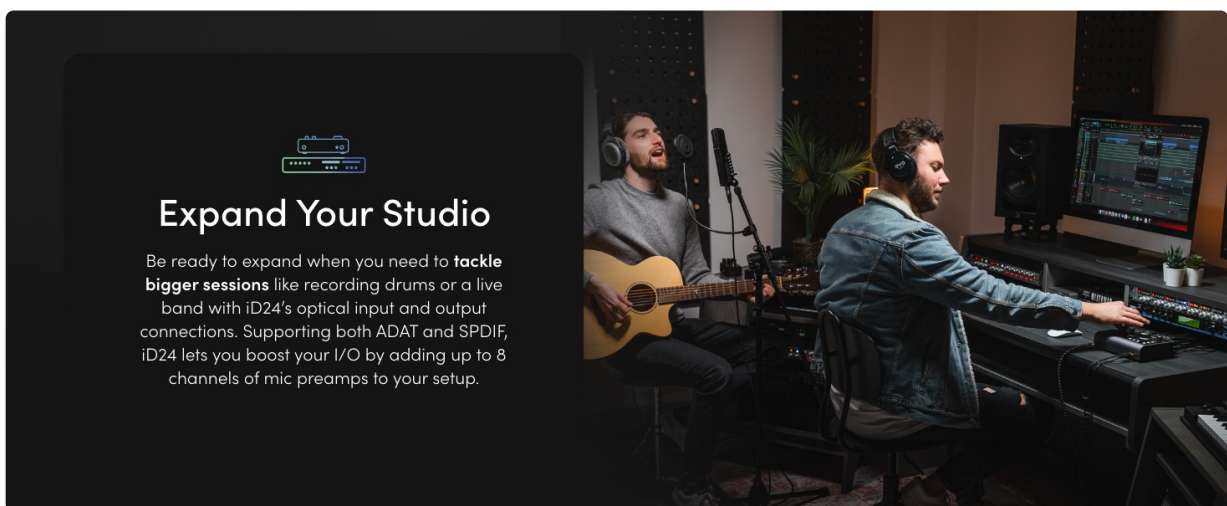


Figure 4.4: Two musicians collaborating in a studio environment, with the iD24 integrated into a larger setup, illustrating its expandability.

4.6. Assignable Monitor Control

The three programmable F-buttons (F1, F2, F3) on the iD24 allow for quick access to advanced monitoring features such as Speaker Select, Talkback, Polarity Invert, or Mono Sum, streamlining your workflow.

4.7. Compact, Portable & Bus Powered

Constructed with an all-metal, smoke-grey chassis and hand-milled aluminum knobs, the iD24 is built for durability. Its bus-powered design makes it highly portable and suitable for both desktop studio use and on-the-go recording.

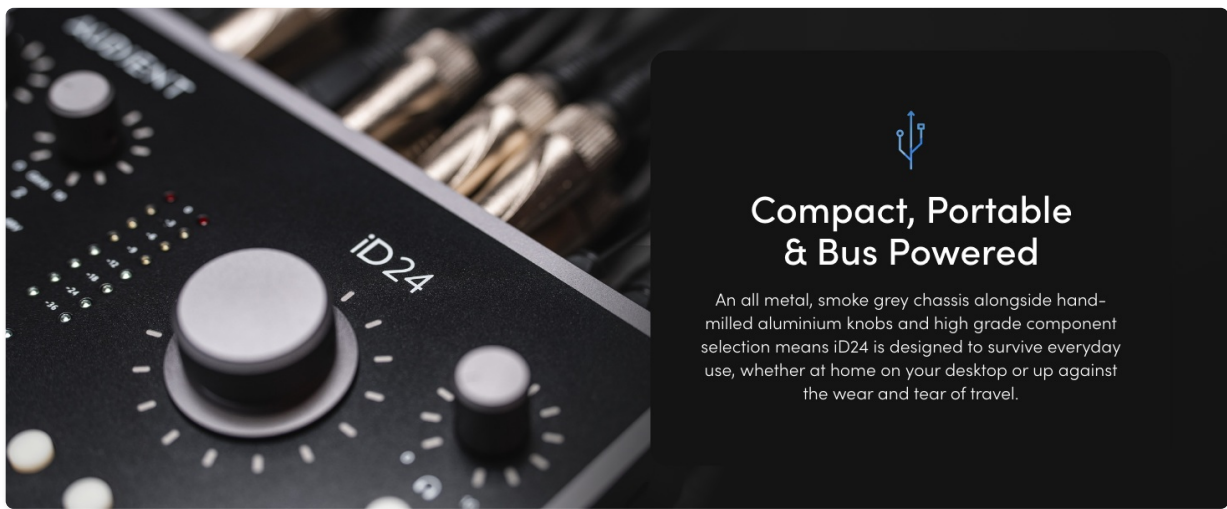


Figure 4.5: A detailed close-up of the iD24's controls and robust construction, highlighting its compact and durable design.

5. MAINTENANCE

Proper care and maintenance will ensure the longevity and optimal performance of your Audient iD24.

5.1. Cleaning

- Disconnect the iD24 from all power sources and your computer before cleaning.
- Use a soft, dry, lint-free cloth to wipe down the exterior surfaces.
- For stubborn marks, a slightly damp cloth with a mild, non-abrasive cleaner can be used, but ensure no liquid enters the unit.
- Avoid using harsh chemicals, solvents, or abrasive materials, as these can damage the finish.

5.2. Storage

- Store the iD24 in a cool, dry place away from direct sunlight and extreme temperatures.
- If transporting the unit, use appropriate protective packaging to prevent physical damage.

6. TROUBLESHOOTING

If you encounter issues with your Audient iD24, refer to the following common troubleshooting steps.

6.1. No Sound Output

- **Check Connections:** Ensure all audio cables (monitors, headphones) are securely connected to the correct outputs on the iD24.
- **Volume Levels:** Verify that the main volume encoder and headphone volume knob are turned up. Check volume levels within your operating system and DAW.
- **iD Software Settings:** Open the iD software and ensure the correct outputs are selected and routed, and that no outputs are muted.
- **Driver Status:** Confirm that the iD24 drivers are correctly installed and recognized by your computer. Reinstall if necessary.

6.2. Input Signal Issues

- **Cable Check:** Ensure microphones and instruments are connected to the correct inputs with functional cables.

- **Gain Levels:** Adjust the input gain knobs for the respective channels.
- **Phantom Power:** If using a condenser microphone, ensure the +48V phantom power is engaged for that input.
- **Pad Button:** If the input signal is too hot and distorting, engage the -10dB pad.
- **DAW Input Selection:** Verify that the correct input channel is selected in your digital audio workstation.

6.3. Connection Problems

- **USB-C Cable:** Try a different USB-C cable, ensuring it is a high-quality data and power cable.
- **USB Port:** Connect the iD24 to a different USB-C port on your computer.
- **Restart:** Restart your computer and the iD24.

For further assistance, please refer to the Audient support website or contact their customer support.

7. TECHNICAL SPECIFICATIONS

Feature	Specification
Brand	Audient
Model Number	iD24
Connectivity Technology	USB-C
Number of Channels	8 (expandable via ADAT)
Mic Preamps	2 x Class-A Audient Console Mic Preamps
AD/DA Converters	32-bit DAC, 126dB Dynamic Range
Inputs	2 x XLR/TRS Combo, 1 x JFET Instrument, 1 x ADAT/SPDIF Optical In
Outputs	4 x Balanced Line Outputs, 1 x Headphone Output, 1 x ADAT/SPDIF Optical Out
Inserts	2 x Fully Balanced Inserts
Compatible Devices	Personal Computer
Supported Software	Windows-compatible audio production software, macOS
Material Type	Plastic (Chassis is metal)
Color	Black
Item Weight	1 pounds
Product Dimensions	5.28 x 7.8 x 2.6 inches

8. WARRANTY AND SUPPORT

Audient products are manufactured to high standards and come with a limited warranty. For specific warranty terms and conditions, please refer to the warranty card included with your product or visit the official Audient website.





For technical support, driver updates, FAQs, and additional resources, please visit the Audient support page:



- **Audient Support Website:** audient.com/support/

When contacting support, please have your product model (iD24) and serial number ready.


© 2023 Audient. All rights reserved.

Related Documents - iD24

	<p>Audient iD24 Quick Start Guide: Setup and Installation</p> <p>Get started quickly with your Audient iD24 audio interface. This guide covers Windows and macOS setup, application installation, device connection, and system requirements.</p>
	<p>Audient iD24 Audio Interface: Quick Start Guide</p> <p>This quick start guide provides essential information for setting up and using the Audient iD24, a 10-in, 14-out USB-C audio interface. Learn about hardware features, installation procedures for Windows and macOS, and system requirements to begin your audio production journey.</p>
	<p>Audient iD24 Quick Start Guide</p> <p>A concise guide to setting up and using the Audient iD24 audio interface, covering installation for Windows and macOS, and basic operation.</p>
	<p>Audient iD4 2-in/2-out USB Audio Interface Manual v1.2</p> <p>Comprehensive user manual for the Audient iD4, a 2-in/2-out USB audio interface. Covers installation for macOS, Windows, and iOS, hardware features, general operation including sample rate and buffer size, DAW setup guides for Logic Pro, Pro Tools, Cubase/Nuendo, and Ableton Live, troubleshooting tips, technical specifications, dimensions, warranty, and a glossary.</p>

	<p>Audient iD44 Audio Interface Quick Start Guide</p> <p>Get started quickly with the Audient iD44, a 20in/24out USB-C audio interface. This guide covers setup for Windows and macOS, and an overview of the hardware features.</p>
	<p>Audient EVO 16 24in/24out Audio Interface Quick Start Guide</p> <p>Quick start guide for the Audient EVO 16, a 24in/24out audio interface. Learn how to connect, install drivers, explore features, and use the Smartgain function.</p>

Documents - Audient – iD24




[\[pdf\]](#) User Manual Quick Start Guide Guide Declaration of Conformity
User Guide Manual EN Downloads Audient iD24 V1 1 Web d9w4fhj63j193 cloudfront net 2023 |||
10in 14out Audio Interface Manual V1.1 Welcome to your new Audient iD24 Audio Interface To help get you started please visit audient.com/products/iD24 to download the latest software and firmware. Inside the box: iD24 USB Type C Cable Quick Start Guide Features include: 2 x Class-A Audient ...
lang:en score:59 filesize: 5.46 M page_count: 58 document date: 2023-02-28



[\[pdf\]](#) User Manual Frequently Asked Questions Guide Test Report

User Guide Manual Downloads Audient iD24 d9w4fhj63j193 cloudfront net 2023 iD24 |||

10in 14out Audient iD24 audient.com/products/iD24 : iD24 USB Type C : 2 A Audient AD/DA 1 x JFET Main Alt 1 x 1 x ADAT 2 x Inserts DSP Audio Loop-back ScrollControl 3 x Dim Cut 48V, Pad, HPF USB 3.0 24bit/96kHz Word Clock Plugins 4 : ...
lang:en score:59 filesize: 13.91 M page_count: 58 document date: 2023-02-08



[\[pdf\]](#) User Manual Guide

Agustina Paracha User Guide Manual ES AR Downloads Audient iD24 V1 d9w4fhj63j193 cloudfront net 2023 |||


Manual Interfaz de audio 10 entradas 14 salidas Le presentamos la nueva interfaz de audio Audient iD24 Para comenzar a usar su interfaz, por favor ingrese a audient.com/products/iD24 para descargar la ltima versin de software y firmware. La fuente de alimentacin de 12 VCC incluida, adems de ser...
lang:es score:58 filesize: 2.9 M page_count: 59 document date: 2023-02-22



[Audient iD24 Quick Start Guide](#)

A concise guide to setting up and using the Audient iD24 audio interface, covering installation for Windows and macOS, and basic operation.

lang:en score:49 filesize: 603.88 K page_count: 2 document date: 2023-04-06



[\[pdf\]](#) User Manual Frequently Asked Questions

Manual v1 0 audient id24 JP allaccess co jp user manual |||

10in 14out Manual v1.0 Welcome to your new Audient iD24 Audio Interface audient URL audient.com/products/iD24 iD24 USBC-C 2class-A Audient AD/DA 1 JFET D.I / DA 1ADAT 2 DSP 3 Dim/Cut 48V, PadHPF USB 3.0 24bit/96kHz iD24 4 5 8 MacOS 9 Wind...


lang:en **score:48** filesize: 8.01 M page_count: 30 document date: 2023-02-27



[Audient iD24 Quick Start Guide: Setup and Installation](#)

Get started quickly with your Audient iD24 audio interface. This guide covers Windows and macOS setup, application installation, device connection, and system requirements.

lang:en **score:47** filesize: 2.91 M page_count: 2 document date: 2022-11-24




[\[pdf\]](#) User Manual Quick Start Guide Guide Declaration of Conformity

Audient iD24 Manual 10in 14out USB C Audio Interface STUDIO KIT KraftMusic kraftmusic media ownersmanual |||

Manual 10in 14out Audio Interface Welcome to your new Audient iD24 Audio Interface To help get you started please visit audient.com/products/iD24 to download the latest software and firmware. Inside the box: iD24 USB Type C Cable Quick Start Guide Features include: 2 x Class-A Audient Cons...

lang:en **score:43** filesize: 10.81 M page_count: 58 document date: 2023-02-02

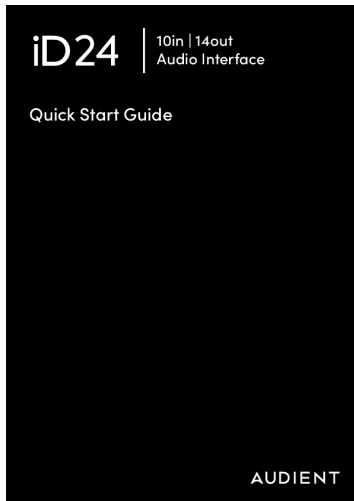


[\[pdf\]](#) User Manual Quick Start Guide Guide Declaration of Conformity

Untitled Download Audient iD24 User Manual USB Audio Interfaces Studio Equipment Recordcase de recordcase media 17 Of 4a |||

iD24 10in 14out Audio Interface Manual AUDIENT Welcome to your new Audient iD24 Audio Interface ... oftware Head to our website for the latest version of our iD Mixer: audient.com/products/downloads/ **id24** Drag the downloaded app into your application folder to install it. 2. Connect iD24 Using the U...

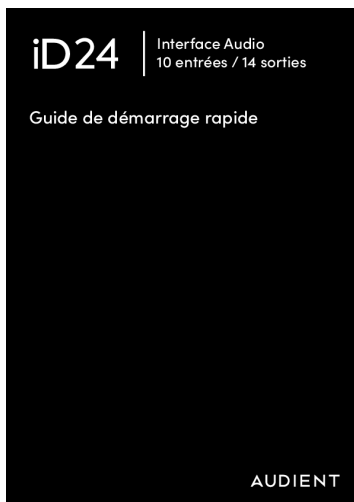
lang:en **score:42** filesize: 681.82 K page_count: 58 document date: 2023-03-08



[Audient iD24 Audio Interface: Quick Start Guide](#)

This quick start guide provides essential information for setting up and using the Audient iD24, a 10-in, 14-out USB-C audio interface. Learn about hardware features, installation procedures for Windows and macOS, and system requirements to begin your audio production journey.

lang:en score:42 filesize: 647.39 K page_count: 3 document date: 2023-09-20



[\[pdf\] Quick Start Guide Instructions Guide](#)

iD24 MKII Quick Start Guide V1 Web Version FR d9w4fhj63j193 cloudfront net 2023 |||

Interface Audio 10 entres / 14 sorties Guide de dmarrage rapide Bienvenue sur votre nouvelle interface audio Audient iD24 Veuillez lire ce guide de dmarrage rapide pour vous aider commencer. Pour plus d informations, tlchargez le manuel complet et les spcifications partir de audient.com/iD24/dow...

lang:fr score:41 filesize: 649.2 K page_count: 3 document date: 2023-09-20



[\[pdf\]](#)

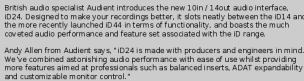
Audient Releases New iD24 Audio Interface proaudio de en news recording 27537 audient releases new id24 audio interface |||

Audient Releases New iD24 Audio Interface Wednesday, 15 February 2023 19:00

Audient iD24 British audio specialist Audient introduces the new 10in / 14out audio interface, iD24. Designed to make your recordings better, it slots neatly between the iD14 and the more recently launched iD44 in terms of ...

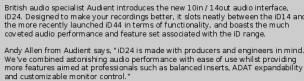
lang:en score:38 filesize: 370.39 K page_count: 3 document date: 2023-03-10

Audient iD24



ID24 features two Audient Console Mic Preamps, which - as with every ID interface - are the same discrete circuit design as those found in the flagship ASP8024-HE console. The class-leading converters utilise 32-bit DAC converter technology which deliver a massive 126dB of dynamic range. "We want to ensure our customers can hear their audio with incredible clarity. Being able to hear those subtle details is really important as it helps users to feel more confident when making recording and mix decisions," explains Andy.

Audient iD24



ID24 features two Active Console Mic Preamps, which - as with every ID interface - are the same discrete circuit design as those found in the flagship ASP8024-HE console. The class-leading converters utilise 32-bit DAC converter technology which deliver a massive 126dB of dynamic range. "We want to ensure our customers can hear their audio with incredible clarity. Being able to hear those subtle details is really important as it helps users to feel more confident when making recording and mix decisions," explains Andy.

[\[pdf\]](#)

Audient Releases New iD24 Audio Interface proaudio de en news recording 27537 audient releases new
id24 audio interface tmp| component |||

Audient Releases New iD24 Audio Interface Wednesday, 15 February 2023 19:00

Audient iD24 British audio specialist Audient introduces the new 10in / 14out audio interface, iD24. Designed to make your recordings better, it slots neatly between the iD14 and the more recently launched iD44 in terms of ...

lang:en score:37 filesize: 370.39 K page count: 3 document date: 2023-03-10

[pdf]

Audient Releases New iD24 Audio Interface 2 days ago — benefits from the addition of dual headphones outputs four line and a dedicated low latency software mixer is now shipping will retail proaudio de news recording 27537 audient releases new id24 audio interface tml component |||

Audient Releases New iD24 Audio Interface Mittwoch, 15. Februar 2023 19:00

Audient iD24 British audio specialist Audient introduces the new 10in / 14out audio interface, iD24. Designed to make your recordings better, it slots neatly between the iD14 and the more recently launched iD44 in terms of f...

lang:en score:34 filesize: 370.42 K page count: 3 document date: 2023-07-31

[illegible]

Analog Cases: Synthesizer & Music Gear Case Compatibility Guide

Find the perfect case for your synthesizer, keyboard, or audio equipment. This guide lists dimensions and compatibility for various music gear models from top manufacturers, including dimensions for both the synth and recommended case sizes.

lang:en score:27 filesize: 56.37 K page count: 2 document date: 2023-10-06

MANUFACTURER	MODEL	XTS STAND SIZE
4ms	Pod4XX Desktop Case	Small
4ms	Pod4XX Desktop Case - 34HP	Small
4ms	Pod4XX Desktop Case - 48HP	Small
Access	Virus T2 Desktop	Small
Access	Virus T2 Snow	Small
Access	Virus A	Small
Access	Virus B	Small
Access	Virus Classic	Small
Access	Virus C	Small
Access	Virus T1 Desktop	Small
Abson	Push 2	Large
Abson	Push 3	Small
Akai	MPK Mini	Small
Akai	MPK Mini Plus	Small
Akai	MPK Live 2	Large
Akai	MPK Live	Large
Akai	MPK One	Small
Akai	KeyStep 37	Small
Akai	KeyStep	Small
Akai	APC Mini	Large
Akai	APC Mini	Small
Akai	MPK1000	Small
Akai	MPK2000	Small
Akai	MPK Studio 2	Small
Akai	APC Mini	Large
ALM Busy Circuits	ALMOS BU 34HP Case	Small
ALM Busy Circuits	ALMOS BU 64 HP Case	Large
AnalogueX	BEH-2020	Small
Arturia	BeatStep Pro	Small
Arturia	BeatStep	Small
Arturia	MiniFreak	Small
Arturia	MiniLab	Small
Arturia	KeyStep Pro	Large
Arturia	KeyStep	Small
Arturia	DrumShots	Large

[pdf] Guide

Stand Selector Sheet 2023 Greg Pritchard Guide XTS Desktop System Analog Cases Find the right size stand for your gear v 1706562791 cdn shopify s files 1 0057 2810 8634 |||

MANUFACTURER 4ms 4ms 4ms Access Access Access Access Access Access Ableton Ableton Akai Akai ... uments Dreadbox Dreadbox Elektron Elektron DrumBrute Impact Hydrasynth Desktop Hydrasynth Explorer iD24 iD44 TD-3 Crave Edge RD-8 RD-9 Deckard s Dream Ise Nin Xerxes SIX_60 Powered Case - 6U / 60HP R...

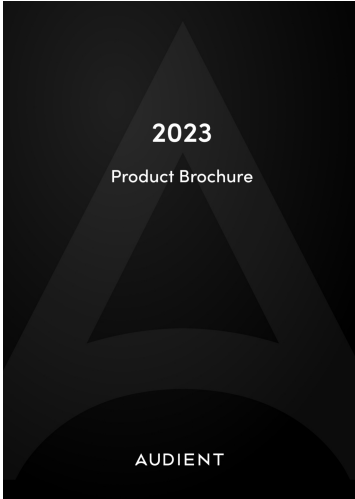
lang:en score:26 filesize: 43.65 K page_count: 7 document date: 2024-01-29

MANUFACTURER	MODEL	STAND SIZE	FITS ON 2-TIER STAND
4ms	Pod4XX Desktop Case	Small	Yes
4ms	Pod4XX Desktop Case - 34HP	Small	Yes (with Flex Tray)
4ms	Pod4XX Desktop Case - 48HP	Small	Yes (with Flex Tray)
Access	Virus T2 Desktop	Small	Yes
Access	Virus T2 Snow	Small	Yes (with Flex Tray)
Access	Virus A	Small	Yes
Access	Virus B	Small	Yes
Access	Virus Classic	Small	Yes
Access	Virus C	Small	Yes
Access	Virus T1 Desktop	Small	Yes
Abson	Push 2	Large	No
Abson	Push 3	Small	No
Akai	MPK Mini	Small	Yes
Akai	MPK Mini Plus	Small	Yes
Akai	MPK Live 2	Large	Yes
Akai	MPK Live	Large	Yes
Akai	MPK One	Small	Yes
Akai	KeyStep 37	Small	Yes
Akai	KeyStep	Small	Yes
Akai	APC Mini	Large	No
Akai	APC Mini	Small	Yes (with Flex Tray)

[pdf] Guide

Stand Selector Sheet 2025 Greg Pritchard GuideXTS Desktop XL 11 8 20 Analog CasesXTS Guide 2025cdn shopify s files 1 0057 2810 8634 XTS v 1742413631 |||

MANUFACTURER 4ms 4ms 4ms Access Access Access Access Access Access Access Ableton Ableton Akai Akai ... ute MiniLab KeyStep Pro MiniFreak DrumBrute DrumBrute Impact Hydrasynth Desktop Hydrasynth Explorer iD24 iD44 TD-3 Crave Edge RD-8 Small Small Small Small Small Small Small Small Small Small Large La... lang:en score:26 filesize: 51.64 K page_count: 12 document date: 2025-03-19



[pdf] Borchure

SCARICA LA BROCHURE Audient Leading Technologies all audient products brochure leadingtech it media oawokvaq |||

2023 Product Brochure Contents Who are we 2 iD Interface Range iD4 Audio Interface 5 iD14 Audio Interface 6 iD24 Audio Interface 7 iD44 Audio Interface 8 Comparison Chart 9-10 Monitor Controllers NERO Monitor Controller 11 Features Chart 12 Mic Preamplifiers ASP800 8 Channel M...

lang:en score:25 filesize: 8.2 M page_count: 13 document date: 2023-08-31

Firma: Player Plus doo
Adresa: Svetogorska 9
Telefon: +381 11 3347 442
Fax: +381 11 3347 615
PIB: 106966344
E-mail: porudzbine@player.rs

Audient iD24 - Zvučna kartica

Sifra: 18440
Kategorija proizvoda: USB Zvučne kartice
Proizvođač: Audient

Cena: 30.900,00 rsd

Mikrofonsko pretpojacalo
POJACANJE MIKROFONA: 0 do +58dB
MAKSIMALNI ULAZNI NIVU: +126dB
CROSSTALK: <-30dB @ 3kHz & 10kHz
THD+N: 60dB (1kHz, 0.001%T, 96dB)
MC EN: 120dB A-weighted
CMRR: >75dB @1kHz
SNR: 97.5dB unweighted, 100dB A-weighted
FREKVENCIJSKI ODZIV: +/- 0.5dB 10Hz do 40kHz
IMPEDANCA ULAZA (mikrofon): 360 balansirano
IMPEDANCA ULAZA (linija): 10kΩ balansirano
PAD: -10dB
HPF CUTOFF FREKVENCJA: 100Hz
FANTOMSKO NAPAJANJE: 48V +/-4V @10mA po kanalu
XLR COMB FEMALE: Pin 2 (Hot), Pin 3 (Cold) | Pin 1 (Shield)
1/4" TRS DZIK: TIP (Hot), RING (Cold) & SLEEVE (Shield)


Linijski ulazi
LINIJSKI POJACANJE: 10 do +40dB
MAKSIMALNI ULAZNI NIVU: +226dB
THD+N (60dB (1kHz): 0.001%T, -97dB

D.I. / Mixer za instrumente
D.I. POJACANJE: 0 do 58dB
MAKSIMALNI ULAZNI NIVU: +12 dBu
THD+N (60dB (1kHz): 0.16%
SNR: 95dB unweighted, 97.5dB A-weighted
FREKVENCIJSKI ODZIV: +/- 0.5dB 10Hz do 40kHz
IMPEDANCA ULAZA: 500 kΩ nebalansirano
1/4" DZIK: TIP (Hot) & SLEEVE (Shield)

[pdf]

document player rs stampanje 28874 |||

Firma: Player Plus doo Adresa: Svetogorska 9 Telefon: 381 11 3347 442 Fax: 381 11 3347 615 PIB: 106966344 E-mail: porudzbine player.rs Audient iD24 - Zvucna kartica Sifra: 18440 Kategorija proizvoda: USB Zvucne kartice Proizvoac: Audient Cena: 30.900,00 rsd Mikrofonsko pretpojacalo POJACANJE MIKRO... lang:it score:16 filesize: 1.42 M page_count: 2 document date: 2024-12-14



[\[pdf\]](#) Borchure

En savoir plus Solutions Studio Monitoring Téléchargements FR Audio Technica Distribution JTSE mobile
brochure distribution audio technica eu app sites 3 |||

Solutions Studio Monitoring Audio-Technica cre en 1962 au Japon est un des leaders dans le domaine ... oir plus INTERFACES ET PRAMPLIS POUR LES CRATIFS Les interfaces La nouvelle gnration iD4 iD14 iD24 iD44 vous offre le son professionnel que vous mritez. Des performances Audio Amliores, un pra...

lang:fr **score:15** filesize: 2.26 M page_count: 8 document date: 2023-11-17

MANUFACTURER	MODEL	STAND SIZE	FITS ON 2-TIER STAND
4ms	PosiLOCK Desktop Case - 354P	Small	Yes
4ms	PosiLOCK Desktop Case - 354P	Small	Yes (with Flex Tray)
4ms	PosiLOCK Desktop Case - 489P	Small	Yes (with Flex Tray)
Access	Virtue T1 Desktop	Small	Yes
Access	Virtue T1 Slim	Small	Yes (with Flex Tray)
Access	Virtue A	Small	Yes
Access	Virtue B	Small	Yes
Access	Virtue Desktop	Small	Yes
Access	Virtue C	Small	Yes
Access	Virtue T1 Desktop	Small	Yes
Abaton	Plush 2	Large	No
Abaton	Plush 3	Large	No
Ana	MPX Mini Plus	Small	Yes
Ana	MPX Mini	Small	Yes
Ana	MPX Mini Plus	Small	Yes
Ana	MPX Mini 2	Large	Yes
Ana	MPX Mini 2	Large	Yes
Ana	MPX Mini	Large	Yes
Ana	MPX Mini	Large	Yes
Ana	MPX Mini 2	Small	Yes

[Music Production Hardware Stand Compatibility Guide](#)

A comprehensive guide listing various music production hardware models, their stand sizes, and compatibility with 2-tier stands, compiled by Analog Cases.

lang:nl **score:13** filesize: 66.04 K page_count: 16 document date: 2025-10-07