

manuals.plus /

› [ALVAR](#) /

› [ALVAR W11239961 Refrigerator Door Shelf Bin Instruction Manual](#)

## ALVAR W11239961

# Instruction Manual for ALVAR W11239961 Refrigerator Door Shelf Bin

Model: W11239961 | Brand: ALVAR

## INTRODUCTION

Thank you for choosing the ALVAR W11239961 Refrigerator Door Shelf Bin. This product is designed as an upgraded replacement part for compatible Whirlpool side-by-side refrigerators, offering enhanced durability and functionality. Please read this manual carefully before installation and use to ensure proper fit and long-lasting performance.



Image: Two W11239961 Refrigerator Door Shelf Bins and two soda can organizers included in the package.

## IMPORTANT SAFETY INFORMATION

- Ensure the refrigerator is unplugged or its power supply is disconnected before attempting any installation or removal of parts.
- Handle the shelf bins with care to avoid dropping or damaging them.
- Do not overload the shelf bins. While designed for durability, excessive weight can lead to breakage or instability.
- Keep out of reach of small children during installation to prevent accidental injury.
- This product is intended for use only as a refrigerator door shelf bin. Do not use for purposes other than its intended design.

## PRODUCT OVERVIEW

The ALVAR W11239961 Refrigerator Door Shelf Bin is a high-quality replacement part designed to fit specific Whirlpool side-by-side refrigerator models. It is constructed from upgraded, thickened food-grade material for enhanced strength and toughness, surpassing OEM quality.

#### Key Features:

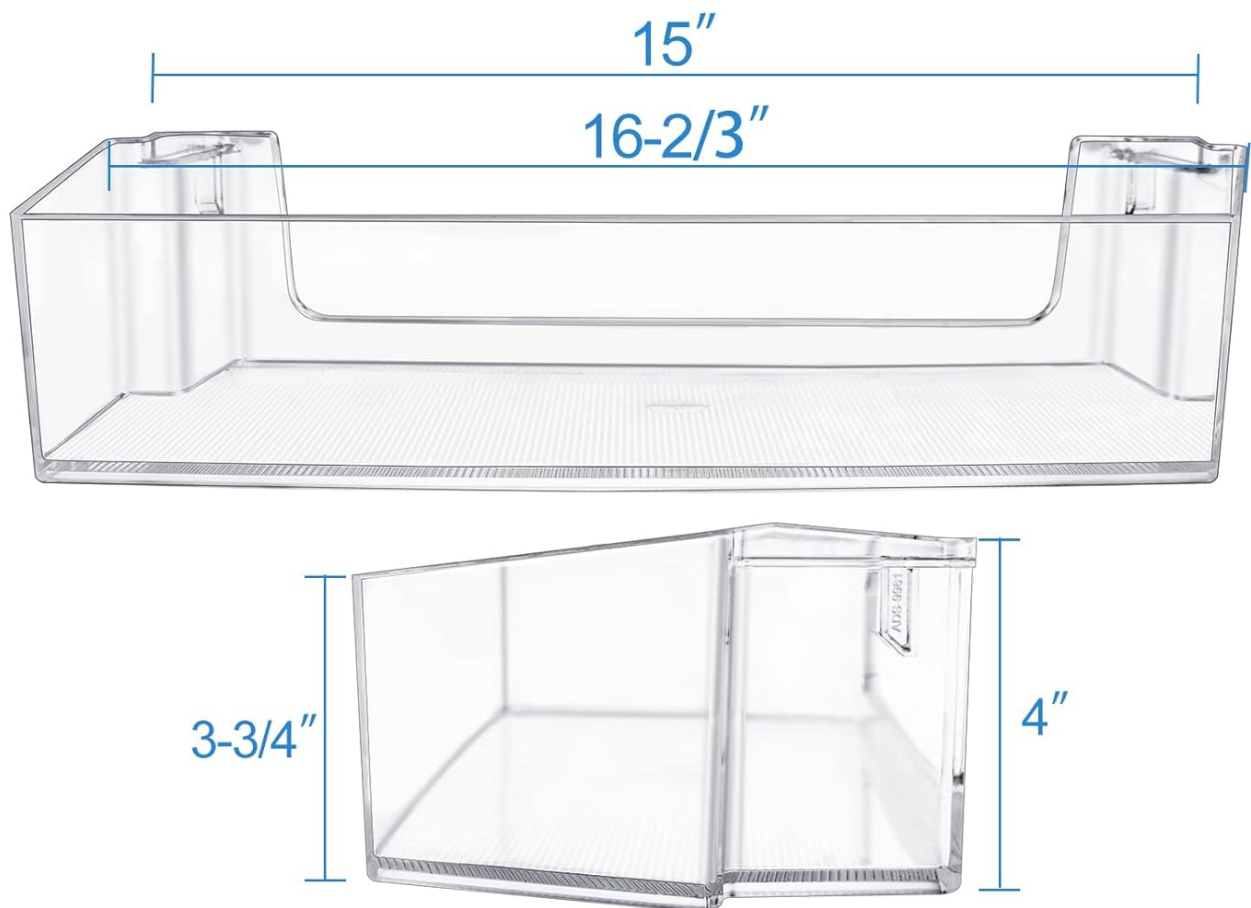
- **Material:** Upgraded, thickened food-grade material.
- **Durability:** Edge reinforcement for wear resistance, good toughness, and greater bearing capacity.
- **Package Contents:** 2 x W11239961 Refrigerator Door Shelf Bins, 2 x Soda Can Organizers.

#### Dimensions:

The precise dimensions of the W11239961 door shelf bin are approximately **16.66 inches (Length) x 4 inches (Width) x 6.87 inches (Height)**. It is crucial to verify these measurements against your existing shelf or refrigerator specifications before purchase to ensure compatibility.

## W11239961 Refrigerator Door Bin

Please confirm measurement carefully your door bin before purchase



**ONLY FIT RIGHT Refrigerators Side Door.  
NOT FIT Freezer Door Side!**

## COMPATIBILITY

---

This W11239961 Refrigerator Door Shelf Bin is specifically designed for the **RIGHT side door** of Whirlpool side-by-side refrigerators. **It will NOT fit the freezer door side.**

### Compatible Part Numbers:

- W11239961
- W10900538
- 4591452
- AP6333410
- PS12578777
- EAP12578777

### Partial List of Compatible Whirlpool Refrigerator Models (starting with):

- WRS311 Series (e.g., WRS311SDHB00, WRS311SDHM01, WRS311SDHW04)
- WRS312 Series (e.g., WRS312SNHB01, WRS312SNHM00)
- WRS315 Series (e.g., WRS315SDHB01, WRS315SDHM01, WRS315SDHZ08)
- WRS321 Series (e.g., WRS321SDHB00, WRS321SDHV01, WRS321SDHZ01)
- WRS325 Series (e.g., WRS325SDHB00, WRS325SDHV01, WRS325SDHZ01)
- WRS331 Series (e.g., WRS331SDHB00, WRS331SDHM02)
- WRS555 Series (e.g., WRS555SIHB00, WRS555SIHW00)
- WRSA15 Series (e.g., WRSA15SNHN00)
- And other models listed in the product description.

**NOTE:** This is not an exhaustive list. Always confirm your refrigerator model and existing part number for exact compatibility. If your model number is not listed or you are unsure, please contact ALVAR customer support for assistance.



## W11239961 Door Bin Shelf Compatible with Whirlpool Refrigerator



## Fit the following models starting with:

- WRS311SD
- WRS312SN
- WRS315SD
- WRS315SN
- WRS321SD
- WRS325SD
- WRS331SD
- WRS555SI
- WRSA15SN
- Series etc...
- WRS312SNHB01
- WRS311SDHW03
- WRS312SNHB02
- WRS321SDHW08
- WRS311SDHW0
- WRS312SNHB00
- WRS311SDHW00
- WRS312SNHB05
- WRS315SNHB01
- WRS315SNHB00
- WRS315SNHB03
- WRS315SDHT04
- WRS315SDHT00
- WRS555SIHW06
- WRS315SDHT01
- WRS321SDHB00
- WRS331SDHB00
- WRS315SDHT02
- WRS321SDHB01
- WRS331SDHB03
- WRS331SDHB02
- WRS321SDHB04
- WRS555SIHW03
- WRS321SDHB05
- WRS331SDHB06
- WRS321SDHB08
- WRS555SIHW00
- WRS321SDHV00
- WRS321SDHV01
- etc...

**(NOTE: Not all applicable models may be listed.)**

Aviod the wrong order,please check your model and size match before buying.

Image: Partial list of compatible Whirlpool refrigerator models.

### SETUP AND INSTALLATION

Installing the ALVAR W11239961 Refrigerator Door Shelf Bin is a straightforward process. No tools are typically required.

1. **Prepare:** Ensure your refrigerator door is open and stable. If replacing an old bin, carefully remove it by lifting it upwards and pulling it out.
2. **Align:** Take the new W11239961 shelf bin. Align the hooks or tabs on the back of the bin with the corresponding slots on the right side of your refrigerator door liner.
3. **Insert:** Gently push the bin downwards until it clicks securely into place. Ensure both sides are fully seated and the bin feels stable.
4. **Test:** Lightly tug on the installed bin to confirm it is firmly in position before placing items inside.

## W11239961 Door Bin **ONLY FIT Refrigerators Side Door** shelves



Image: Visual guide for installing the refrigerator door shelf bin.

### OPERATING AND USAGE

Once installed, the W11239961 Refrigerator Door Shelf Bin functions identically to your original shelf. It is designed to hold various items commonly stored in refrigerator doors, such as condiments, jars, bottles, and other small to medium-sized containers.

#### Using the Soda Can Organizers:

The included soda can organizers are designed to help you store and stack standard-sized beverage cans efficiently within your refrigerator, saving space and maintaining organization. Simply place cans into the designated slots within the organizer.



## W11239961 Door Bin Hold Everything in Place, it holds up well with weight



Image: The W11239961 door bin holding various items, showcasing its capacity and stability.



Image: Soda can organizers in use, helping to keep beverages tidy.

### MAINTENANCE AND CARE

To ensure the longevity and cleanliness of your ALVAR W11239961 Refrigerator Door Shelf Bin, follow these simple maintenance guidelines:

- **Cleaning:** Remove the shelf bin from the refrigerator. Wash with mild soap and warm water. Avoid abrasive cleaners or harsh chemicals, as these can scratch or damage the material.
- **Drying:** Thoroughly dry the bin with a soft cloth before reinstalling it in the refrigerator.
- **Regular Inspection:** Periodically check the bin for any signs of wear or damage. While designed to be durable, prompt attention to minor issues can prevent larger problems.

TROUBLESHOOTING

Issue: The shelf bin does not fit or is loose.

Possible Solutions:

- **Verify Dimensions:** Double-check the dimensions of your existing shelf bin and compare them to the W11239961 dimensions (16.66" X 4" X 6.87"). Even a slight difference (e.g., 1/8 inch) can prevent a proper fit.
- **Confirm Side:** Ensure you are attempting to install the bin on the **RIGHT side door** of your Whirlpool side-by-side refrigerator. This bin is not compatible with the freezer door side.
- **Check Model Number:** Confirm that your refrigerator model number is listed as compatible. Refer to the "Compatibility" section or your refrigerator's user manual.
- **Proper Installation:** Re-attempt installation, ensuring the bin's tabs are correctly aligned with the door slots and pushed down firmly until secure.
- **Contact Support:** If the issue persists after verifying all points, contact ALVAR customer support for further assistance.

Ours



W11239961

Weight : 0.63KG





Fixed Thickening  
Good Toughness



Food Grade Material  
Smash Resistant

Others



Weight : 0.4KG





East to Break



Ordinary plastic

Image: Important notice regarding checking model and size for proper fit.

SPECIFICATIONS

| Attribute | Detail |
|-----------|--------|
|-----------|--------|



|                        |   |
|------------------------|---|
| Model Number           | W11239961   |
| Part Number            | AL-68   |
| Brand                  | ALVAR   |
| Material               | Upgraded Food Grade Material (Thickened ABS)  |
| Dimensions (L x W x H) | 16.66" x 4" x 6.87" (approx. 8 x 4 x 2 inches product dimensions listed, but 16.66" is for the bin itself)                |
| Item Weight            | 3.05 pounds (for 2-pack)  |
| Compatibility          | Right side door of Whirlpool side-by-side refrigerators (replaces W10900538, 4591452, AP6333410, PS12578777, EAP12578777) |
| Included Components    | 2 x W11239961 Refrigerator Door Shelf Bins, 2 x Soda Can Organizers   |

WARRANTY AND SUPPORT

Warranty:

The ALVAR W11239961 Refrigerator Door Shelf Bin comes with a**1-Year Warranty** from the date of purchase. This warranty covers manufacturing defects and issues arising from normal use.

Customer Support:

ALVAR is committed to providing high-quality products and excellent customer service. If you encounter any problems with your product, including damage, fit issues, or have any questions, please do not hesitate to contact us. We aim to provide full after-sales service and resolve any concerns promptly.

For support, please refer to the contact information provided with your purchase or visit the official ALVAR store on Amazon: [ALVAR Home Appliance Parts Store](#).



Soda Can Organizer for Refrigerator

Save space and keep everything organized









Thick and flexible



Handle Design

Image: ALVAR Customer Support information.



|   |  |
|---|--|
|     | <p><a href="#">Shenzhen Junge Yunchuang P11 Projector User Manual</a></p> <p>Comprehensive user manual for the Shenzhen Junge Yunchuang P11 projector, covering setup, connections, wireless features, specifications, and operation.</p>  |
|    | <p><a href="#">BORMIO Workwear Size Charts and Measurement Guide</a></p> <p>Find detailed size charts for BORMIO SAFETY and BORMIO SPIRIT workwear, including trousers, shorts, overalls, jackets, vests, t-shirts, hoodies, and sweaters. This guide provides chest circumference, waist circumference, and inseam length measurements in EU, CH, and international (INT) sizing to ensure a perfect fit for your work attire.</p>  |
|    | <p><a href="#">Reykjavik Eyes: Innovative Eyewear Collection - Style &amp; Design</a></p> <p>Explore the latest eyewear collection from Reykjavik Eyes, featuring bold, modern designs, timeless elegance, and high-quality materials. Discover unique frames inspired by Iceland's landscapes.</p>  |
|    | <p><a href="#">Design Movements Timeline: A Comprehensive Overview of Art and Design History</a></p> <p>Explore a chronological timeline of major design movements from the 19th century to the present, including Arts and Crafts, Art Nouveau, Modernism, Bauhaus, Art Deco, Futurism, Surrealism, Streamlining, Organic Design, Scandinavian Modern, Pop Art, Minimalism, Postmodernism, and Memphis. Learn about their key characteristics, influences, and iconic examples.</p>       |
|  | <p><a href="#">Reykjavik Eyes Eyewear Collection: Bold Designs, Timeless Elegance</a></p> <p>Explore the latest eyewear collection from Reykjavik Eyes, featuring innovative designs, premium materials like titanium, and a blend of timeless elegance with modern style. Discover frames for every face and occasion.</p>  |
|  | <p><a href="#">Scandinavian Design Auction Catalog - Iconic Furniture, Lighting &amp; Decor   Wright Auction</a></p> <p>Explore a curated collection of Scandinavian design masterpieces, including iconic furniture, lighting, and decorative objects from renowned designers and brands, presented by Wright Auction. Discover works from influential designers and manufacturers, highlighting craftsmanship and aesthetic excellence that define the Scandinavian design movement.</p> |