

Tribesigns HOGA-LSHAPED DESK

Tribesigns L-Shaped Desk Instruction Manual

Model: HOGA-LSHAPED DESK

1. PRODUCT OVERVIEW

The Tribesigns 55-inch Reversible L-Shaped Desk is a versatile and modern home office solution designed to maximize workspace in various room configurations. Featuring a spacious desktop, integrated storage shelves, and convenient drawers, this desk is crafted from durable wooden and metal components to provide a stable and functional workstation.



Image: The Tribesigns L-Shaped Desk in white, showcasing its spacious design with a monitor, laptop, and various office accessories. The desk features a monitor stand and integrated shelving.

2. KEY FEATURES

- **L-shaped Corner Design:** Optimizes corner space, providing an expansive work area ideal for home offices or small spaces.
- **Reversible Configuration:** The L-shaped section with storage can be assembled on either the left or right side to suit your room layout.
- **Integrated Storage:** Includes an open bookshelf for documents and two convenient drawers for small items, enhancing organization.
- **Long Monitor Stand:** A raised monitor stand provides ergonomic viewing and additional space for accessories, suitable for dual monitors or gaming setups.
- **Durable Construction:** Made with 0.6-inch thick E1 class particle board for the desktop and shelves, supported by a powder-coated metal tubular frame for corrosion resistance and stability.

- **Adjustable Foot Pads:** Anti-slip foot pads ensure stability and protect your floor from scratches.



Image: Illustration of the desk's reversible design, demonstrating how the storage unit can be positioned on either the left or right side of the main desk.



Image: Detailed view of the desk's integrated storage, highlighting the two small drawers and open bookshelves filled with books and decorative items.

3. SETUP & ASSEMBLY

Assembly of the Tribesigns L-Shaped Desk is straightforward with the included tools and detailed instructions. It is recommended that two people assemble the desk for ease and safety.

3.1 Dimensions and Components

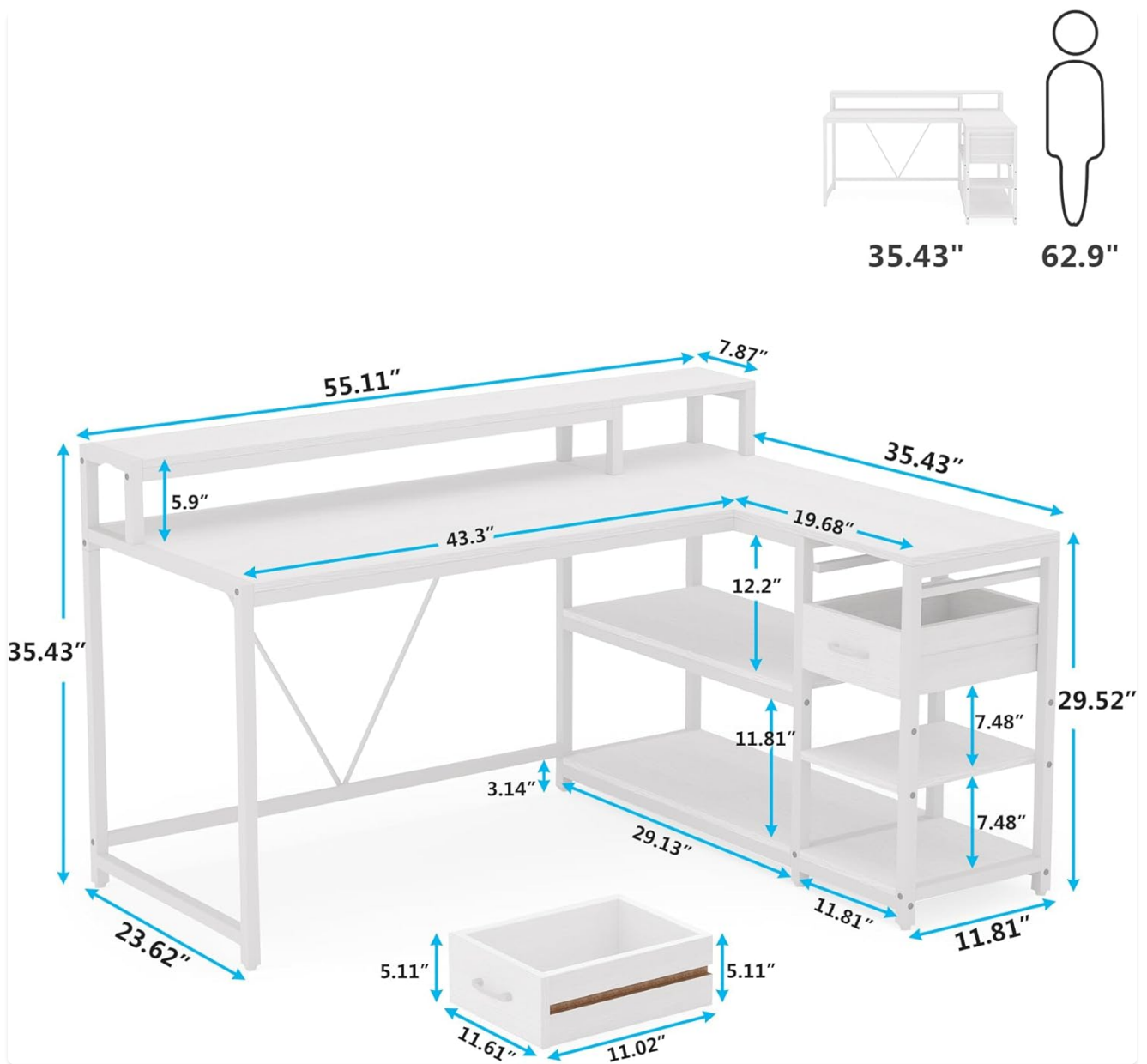


Image: Technical drawing showing the overall dimensions of the desk: 55.11"W x 43.37"D x 35.42"H, including shelf and monitor stand measurements.

Ensure all components are present before beginning assembly. The package includes the desk components and a user manual. The tabletop thickness is approximately 0.6 inches, and the metal frame measures 0.78 x 0.78 inches, providing robust support.



Image: Detail showing the 0.59-inch thickness of the desk tabletop, indicating sturdy construction.



Image: Detail illustrating the 0.78 x 0.78-inch dimensions of the metal frame, highlighting its robust build.



Image: Close-up of the adjustable foot pads, which can be rotated to stabilize the desk on uneven surfaces.

3.2 Assembly Tips

- Follow the step-by-step instructions provided in the user manual.
- Do not fully tighten all screws until the entire desk is assembled to allow for alignment adjustments.
- Utilize the anti-slip foot pads to ensure the desk is stable and level once assembled.

4. USAGE & OPERATION

The Tribesigns L-Shaped Desk is designed for optimal functionality in various settings, including home offices, dormitories, bedrooms, and living rooms. Its design supports multiple uses, from a computer desk to a study or gaming workstation.

4.1 Workspace Optimization

The L-shaped configuration provides ample surface area for multiple monitors, laptops, and other office equipment. The monitor stand elevates your screen to an ergonomic height, reducing neck strain.



Image: The L-shaped desk configured for a gaming setup, featuring dual monitors, a gaming keyboard, and a gaming chair, demonstrating its suitability for intensive use.

4.2 Storage Solutions

The integrated open bookshelves and two drawers offer convenient storage for books, documents, office supplies, and personal items, helping to keep your workspace tidy and organized.



Image: The desk's storage section, showing neatly organized books, binders, and decorative items on the open shelves, and the two drawers providing concealed storage.

5. MAINTENANCE & CARE

To ensure the longevity and appearance of your Tribesigns L-Shaped Desk, follow these simple care instructions:

- Regularly dust the surfaces with a soft, dry cloth.
- For spills or marks, clean with a damp cloth and mild detergent. Avoid harsh chemicals or abrasive cleaners.
- Ensure the desk is not exposed to excessive moisture or direct sunlight for prolonged periods.
- Periodically check and tighten all screws and connections to maintain stability.

6. TROUBLESHOOTING

If you encounter any issues with your Tribesigns L-Shaped Desk, consider the following common solutions:

6.1 Desk Wobbles

- Check that all assembly screws are securely tightened.
- Adjust the anti-slip foot pads on each leg to level the desk on uneven flooring.
- Ensure the desk is placed on a flat, stable surface.

6.2 Drawers Not Sliding Smoothly

- Verify that the drawer slides are correctly installed and aligned.
- Check for any obstructions in the drawer tracks.
- Ensure the drawers are not overloaded.

6.3 Missing or Damaged Parts

If you find any missing or damaged parts upon unboxing, please contact Tribesigns customer service immediately for assistance. Do not attempt to assemble the desk with incomplete or damaged components.

7. SPECIFICATIONS

Attribute	Value
Brand	Tribesigns
Product Dimensions	43.37"D x 55.11"W x 35.42"H
Color	White
Style	Contemporary
Base Material	Iron
Finish Type	Laminated
Special Feature	storage shelf
Room Type	Office, Dormitory, Bedroom, Living Room
Recommended Uses For Product	Working
Mounting Type	Floor Mount
Model Number	HOGA-LSHAPED DESK
Model Name	L DESK
UPC	036659342840
Item Weight	70 Pounds

Attribute	Value
Maximum Weight Recommendation	77 Pounds
Recommended Number of People for Assembly	2
Number of Drawers	2
Number Of Shelves	4
Tabletop Thickness	0.6 Inches
Drawer Glide Mechanism	Metal

8. WARRANTY & SUPPORT

Tribesigns offers an 18-month limited warranty for this product, ensuring quality and customer satisfaction. This warranty covers manufacturing defects and issues arising from normal use.

8.1 Customer Support


For any inquiries, assistance with assembly, troubleshooting, or warranty claims, please contact Tribesigns customer service. Our friendly support team is ready to help.

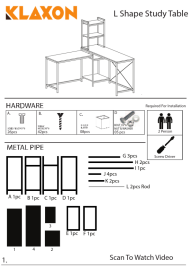


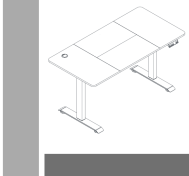
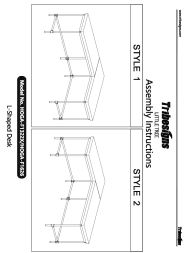


Image: Icon representing dedicated customer support, available to assist with product inquiries and issues.
You can find more information and contact details on the official Tribesigns brand store:[Tribesigns Brand Store](#)

© 2025 Tribesigns. All rights reserved.

Related Documents - HOGA-LSHAPED DESK

	<p>Assembly Instructions for LIFEZEAL L-Shaped Space-Saving Desk</p> <p>Comprehensive assembly instructions for the LIFEZEAL L-shaped space-saving desk in white, featuring a drawer and four compartments. This modern desk is suitable for offices, studies, and bedrooms, with a maximum weight capacity of 145kg.</p>
---	---

 <p>KLAXON L Shape Study Table</p> <p>HARDWARE</p> <p>METAL PARTS</p> <p>1. Scan To Watch Video</p>	<p>Klaxon L Shape Study Table Assembly Instructions</p> <p>Assembly instructions for the Klaxon L Shape Study Table, a modern computer desk for home and office use.</p>
<p>Assembly Instructions</p>  <p>Table Long Table</p>	<p>Assembly Instructions for HOGA-F1993/F2101/F2168 and HOGA-F2250/F2251 Long Table</p> <p>Detailed assembly instructions for the HOGA-F1993/F2101/F2168 and HOGA-F2250/F2251 Long Table, including parts list, hardware list, and step-by-step assembly guidance.</p>
 <p>Cubicubi</p>	<p>Cubicubi L-Shaped Desk Installation Guide</p> <p>Comprehensive installation instructions for the Cubicubi L-Shaped Desk, featuring a parts list, important assembly notes, and step-by-step guidance for a smooth setup.</p>
<p>Instructions Manual</p> 	<p>Homall Electric Height Adjustable Standing Desk: Assembly and Operation Manual</p> <p>Comprehensive instruction manual for the Homall Electric Height Adjustable Standing Desk, covering safety, assembly, operation, and troubleshooting for home and office use.</p>
 <p>Tribesigns</p> <p>Assembly Instructions</p> <p>STYLE 1</p> <p>STYLE 2</p>	<p>Tribesigns L-Shaped Desk Assembly Instructions</p> <p>Comprehensive assembly instructions for the Tribesigns L-Shaped Desk, Model No. HOGA-F1322X/HOGA-F1626. Includes parts list, hardware list, and step-by-step assembly guidance for Style 1 and Style 2 configurations.</p>