

Manuals+

[Q & A](#) | [Deep Search](#) | [Upload](#)

[manuals.plus](#) /

› [Mesiondy](#) /

› [Mesiondy Sports Car Building Blocks Toy Instruction Manual \(Model MY059\)](#)

Mesiondy MY059

Mesiondy Sports Car Building Blocks Toy Instruction Manual

Model: MY059

INTRODUCTION

Thank you for choosing the Mesiondy Sports Car Building Blocks Toy. This 1:8 scale model kit provides a detailed and engaging building experience with 3468 pieces. This manual will guide you through the assembly process, highlight key features, and provide essential care and troubleshooting information to ensure a rewarding experience.

1:8
M O D L E

SPORTCAR




Image: The fully assembled Mesiondy Sports Car model, showcasing its 1:8 scale and teal color.

SETUP AND ASSEMBLY

The assembly of your Mesiondy Sports Car model requires careful attention to detail. Please follow the included paper instructions for a smooth building process.

Before You Begin:

- **Unpacking:** Carefully open the packaging and verify all part number bags are present as indicated in the instruction guide.
- **Workspace:** Prepare a clean, well-lit, and organized workspace to prevent loss of small pieces.
- **Instruction Guide:** Refer to the detailed paper instruction guide provided in the box for step-by-step assembly.

Assembly Tips:

- Follow the sequence outlined in the instruction manual.
- Ensure each connection is firm and secure.

- Small parts can be easily misplaced; keep them contained.
- Optional power packs (purchased separately) can be integrated during specific assembly steps to enable remote control functionality. Consult the instruction guide for details on power pack integration.



Image: The Mesiondy Sports Car model displaying its approximate dimensions: 22.8 inches (L) x 10.2 inches (W) x 5.9 inches (H).


OPERATING AND FEATURES

Once assembled, your Mesiondy Sports Car model offers several realistic and interactive features:

- **Steering Wheel Linkage:** The steering wheel is connected to the front wheels, allowing for left and right steering movement.
- **Scissors Doors:** The classic scissors doors open upward, mimicking the design of high-performance sports cars.
- **Detailed Exterior:** Features a high-simulation head shape, a distinctive rear spoiler for body balance, and yellow-accented tires on a teal-colored body.
- **Functional Suspension:** Equipped with shock absorbers for a realistic suspension system.

1:8
M O D L E

SPORTCAR



STEERING WHEEL LINKAGE

Image: A detailed view of the steering wheel linkage mechanism, demonstrating how the steering input translates to wheel movement.

1:8
M O D L E

SPORTCAR

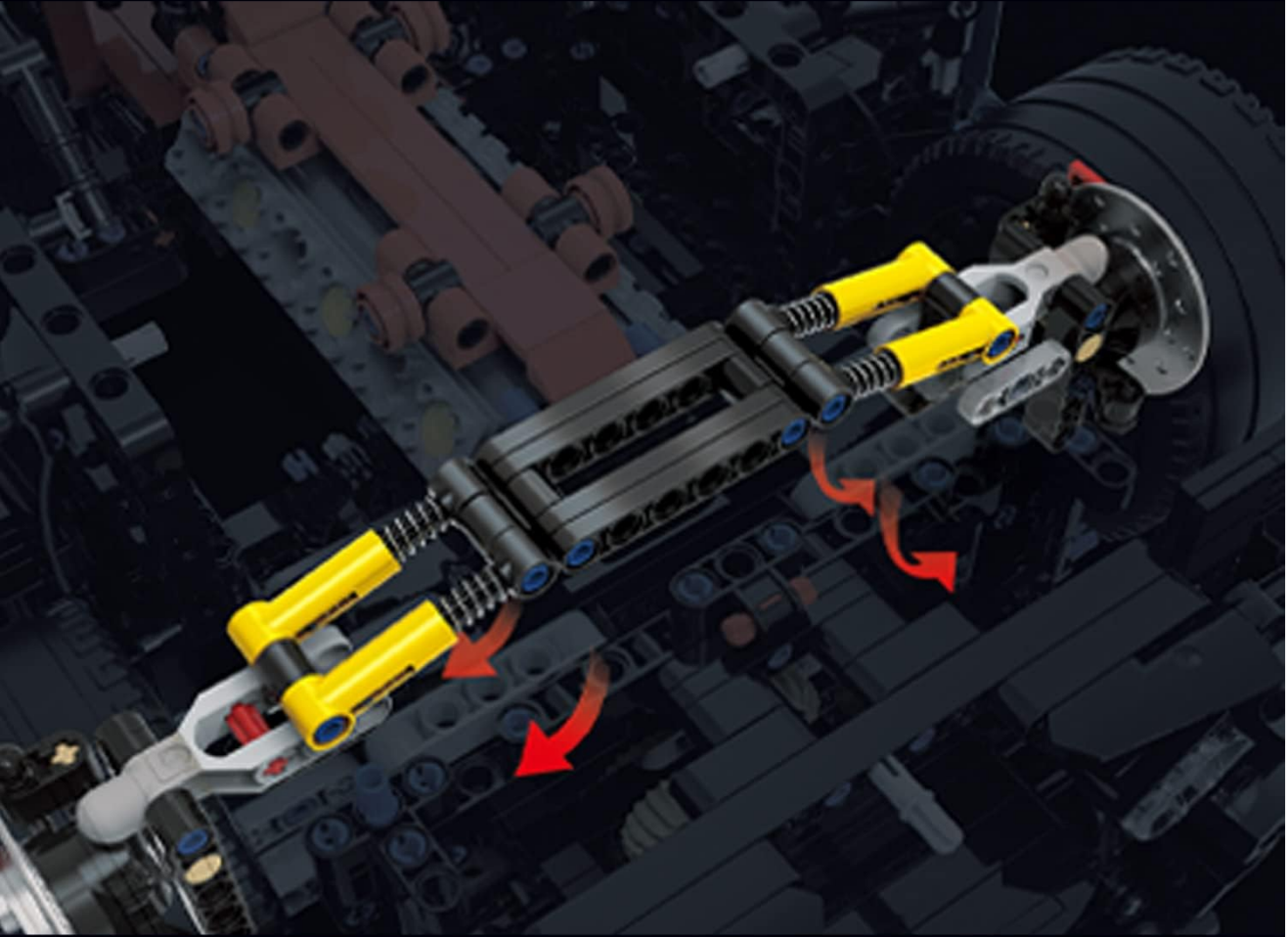


**EUROWING DOORS SHOW
THE STYLE OF SPORTCAR**

Image: The front of the sports car with its unique euro-wing doors in the open position, revealing interior details.

1:8
M O D L E

SPORTCAR



SHOCK ABSORBERS

Image: A close-up shot of the model's shock absorbers, illustrating the functional suspension system.

MAINTENANCE

To ensure the longevity and appearance of your Mesiondy Sports Car model, follow these simple maintenance guidelines:

- **Cleaning:** Dust the model regularly with a soft, dry cloth or a soft brush. For more stubborn dirt, gently wipe with a slightly damp cloth and then dry immediately. Avoid harsh chemicals or abrasive cleaners.
- **Storage:** Store the model in a cool, dry place away from direct sunlight to prevent discoloration or material degradation. Keep it away from excessive heat or humidity.
- **Handling:** Handle the model with care, especially when moving it, to avoid accidental detachment of parts.

TROUBLESHOOTING

Should you encounter any issues during assembly or with the completed model, please refer to the following common solutions:

- **Missing Parts:** If you discover any missing pieces during assembly, please do not discard the packaging. Refer to the part list in your instruction guide and contact Mesiondy customer service for assistance.
- **Assembly Difficulties:** If a step seems unclear or parts do not fit, re-examine the instruction guide carefully. Sometimes, a small detail or orientation can be overlooked. Ensure you are using the correct pieces for each step.
- **Damaged Components:** In the event of damaged parts, such as a sticker sheet, please contact customer support for replacement options.

SPECIFICATIONS

Feature	Detail
Brand	Mesiondy
Model Name	MY059
Color	Green (Teal)
Theme	Sport, Car
Number of Pieces	3468
Material	ABS Plastic
Dimensions (L x W x H)	22.83 x 10.23 x 5.9 inches
Item Weight	7.65 pounds
Included Components	Instruction Guide

WARRANTY AND SUPPORT

Mesiondy is committed to providing quality products and customer satisfaction. All parts are made of non-toxic and harmless ABS plastic, ensuring durability and safety.

After-Sales Service:

If you encounter any issues, such as missing parts during assembly, please do not hesitate to contact our customer service. Mesiondy maintains a local Amazon warehouse in the United States to facilitate quick after-sales support. You may also utilize Amazon's return service if applicable.

For direct support or inquiries, please refer to the contact information provided with your product packaging or through the retailer's customer service portal.