

Amazon Kindle Scribe 1st Generation

Amazon Kindle Scribe 1st Generation User Manual

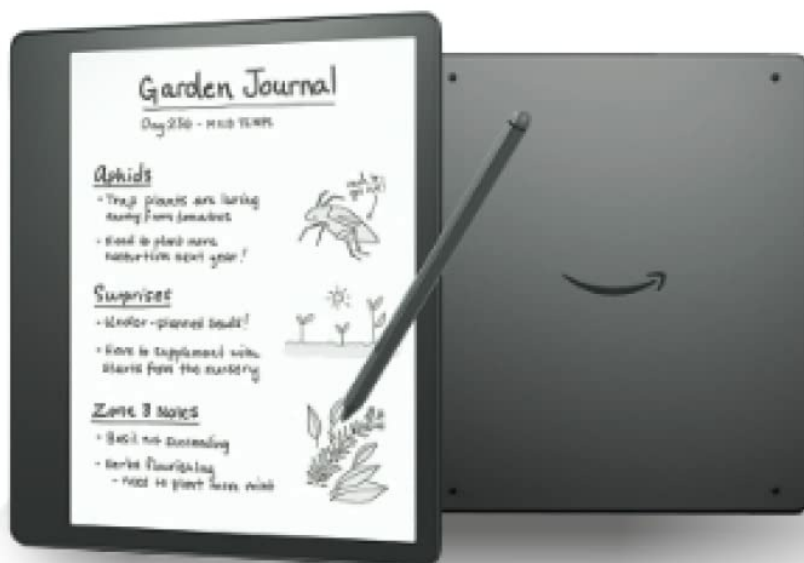
Your comprehensive guide to setup, operation, and advanced features.

INTRODUCTION TO KINDLE SCRIBE

The Amazon Kindle Scribe 1st Generation is an advanced e-reader designed for both reading and writing. It features a large E Ink display and supports handwriting with a stylus, allowing users to take notes, annotate documents, and manage their digital content efficiently. This manual provides detailed instructions to help you maximize your Kindle Scribe experience.

Kindle Scribe user guide

Complete Step by Step Manual On
How to Use and Mastering My
Amazon Kindle Scribe 1st Generation
Tablet with Tips & Tricks.



Will Dwight

Image: The Kindle Scribe 1st Generation device, showcasing its large display and accompanying stylus. The screen displays a 'Garden Journal' with handwritten notes and sketches, illustrating its note-taking capabilities.

1. SETUP

1.1 Powering On and Initial Configuration

1. **Charge Your Device:** Before first use, connect your Kindle Scribe to a power source using the provided USB-C cable and adapter. A full charge is recommended.
2. **Power On:** Press and hold the power button, typically located on the side or bottom edge, until the screen activates.
3. **Language Selection:** Follow the on-screen prompts to select your preferred language.
4. **Network Connectivity:** Connect to a Wi-Fi network. Select your network from the list and enter the password if required. A stable internet connection is necessary for registration and content downloads.
5. **Amazon Account Registration:** Register your Kindle Scribe to your Amazon account. You can do this by entering your Amazon login credentials directly on the device or by visiting a provided web link on another device.

2. OPERATING YOUR KINDLE SCRIBE

2.1 Navigating the Interface

- **Home Screen:** Displays your library, recent reads, and recommended content.
- **Navigation Bar:** Located at the bottom or top of the screen, providing quick access to Home, Library, Notebooks, and Store.
- **Quick Settings:** Swipe down from the top of the screen to access settings like Wi-Fi, Bluetooth, Airplane Mode, and brightness adjustments.

2.2 Content Management

- **Downloading Books:** Access the Kindle Store to browse and download books directly to your device.
- **Organizing Your Library:** Use collections to group books by genre, author, or custom categories.
- **Cloud Collection:** Content purchased from Amazon is automatically stored in your cloud library and can be downloaded to your device as needed.
- **Sending Documents:** Use the 'Send to Kindle' service to transfer personal documents (PDFs, Word documents, etc.) to your Scribe for reading and annotation.

2.3 Handwriting and Note-Taking

- **Using the Stylus:** The Kindle Scribe supports a dedicated stylus for writing and drawing. Hold the stylus naturally and apply light pressure to the screen.
- **Creating Notebooks:** From the Home screen, navigate to 'Notebooks' to create new digital notebooks for freehand writing, journaling, or sketching.
- **Annotating Books and Documents:** While reading, tap the screen to bring up the toolbar. Select the pen icon to write directly on the page, highlight text, or add sticky notes.
- **Exporting Notes and Documents:** You can export your notebooks and annotated documents via email from the device. This allows you to access your handwritten content on other devices.

2.4 Reading Features

- **Customizing Text:** Adjust font size, font style, line spacing, and margins for a personalized reading experience.
- **Word Wise:** Provides short, simple definitions above difficult words to help with comprehension.
- **Vocabulary Builder:** Automatically saves words you look up in the dictionary, allowing you to review them

later.

- **Audible Integration:** If supported, you can switch between reading and listening to the Audible version of a book (requires Bluetooth headphones/speakers).
- **Web Browser:** The experimental web browser allows basic internet access.

3. MAINTENANCE

- **Cleaning the Screen:** Use a soft, lint-free cloth, slightly dampened with water, to gently wipe the screen. Avoid abrasive materials or chemical cleaners.
- **Stylus Care:** Keep the stylus tip clean and replace it if it becomes worn. Store the stylus securely to prevent loss or damage.
- **Software Updates:** Ensure your Kindle Scribe is connected to Wi-Fi regularly to receive automatic software updates, which provide new features and performance improvements.
- **Storage Management:** Periodically review your downloaded content and delete items you no longer need to free up storage space.

4. TROUBLESHOOTING

- **Device Not Responding:** If your Kindle Scribe becomes unresponsive, press and hold the power button for 40 seconds until the device restarts.
- **Wi-Fi Connection Issues:** Ensure your Wi-Fi password is correct. Try restarting your router and your Kindle Scribe.
- **Content Not Downloading:** Check your Wi-Fi connection. Ensure your Amazon account is properly registered and your payment method is up to date.
- **Stylus Not Writing:** Check if the stylus tip is properly inserted and not worn out. Ensure the device is not in sleep mode.
- **Battery Draining Quickly:** Reduce screen brightness, turn off Wi-Fi when not in use, and ensure no background processes are consuming excessive power.

5. SPECIFICATIONS

The Amazon Kindle Scribe 1st Generation features a large E Ink display, a long-lasting battery, and internal storage for thousands of books and notebooks. For detailed and up-to-date technical specifications, including exact dimensions, weight, display resolution, and storage options, please refer to the official Amazon product page for the Kindle Scribe.



Are you ready to take your Kindle reading experience to the next level? Kindle Scribe is the first e-paper device that supports handwriting; you can easily and conveniently take notes and highlight passages. Allows you to create custom tags to help you better organize and remember your reading.

This user manual is aimed to guide you through the ins and outs of using Kindle Scribe, from setting up your device to creating and sharing your documents. I will walk you through all the features of Kindle Scribe, showing you how to use them effectively to enhance your reading journey.

Whether you are a student looking to ace your exams or an avid reader looking to get more out of your latest Kindle tablet, this guide has something for everyone. With its intuitive interface and powerful features, you'll be a Kindle Scribe pro. So let's get started.

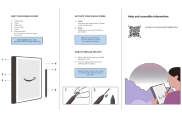



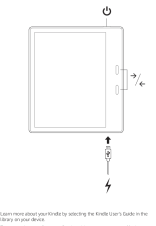
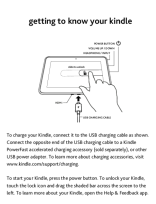
Will Dwight



Image: A comparison view showing the back of the Kindle Scribe alongside a smaller Kindle e-reader, highlighting the Scribe's larger form factor.

6. WARRANTY AND SUPPORT

Your Amazon Kindle Scribe 1st Generation is covered by a limited warranty provided by Amazon. For specific warranty terms, duration, and conditions, please consult the warranty information included with your device packaging or visit the official Amazon Support website. For technical assistance, FAQs, and further support, please visit amazon.com/devicesupport.

	<p>Kindle Scribe Quick Start Guide: Setup and Pen Tip Replacement</p> <p>Learn how to set up your Amazon Kindle Scribe, identify its components, and replace the pen tips with this concise guide.</p>
	<p>Amazon Kindle Oasis Quick Start Guide and Information</p> <p>Concise guide for the Amazon Kindle Oasis e-reader, covering device overview, multilingual support information, and links to further resources. Optimized for accessibility and SEO.</p>
	<p>Amazon Fire Tablet and Kindle E-Reader Quick Setup Guide</p> <p>A quick setup guide for Amazon Fire tablets and Kindle e-readers, covering battery charging, Wi-Fi connection, account registration, payment settings, content download, and sharing features like Family Library.</p>
	<p>Amazon Fire Tablet and Kindle E-Reader Quick Setup Guide</p> <p>A quick setup guide for Amazon Fire tablets and Kindle e-readers, covering initial charging, Wi-Fi connection, account registration, payment settings, content download, and family sharing features.</p>
	<p>Amazon Kindle E-Reader Quick Start and Support</p> <p>Get started with your Amazon Kindle e-reader. Find information on device usage, access the Kindle User's Guide, and contact Amazon Customer Service for support.</p>
	<p>Amazon Kindle Fire HD Quick User Guide</p> <p>A quick user guide for the Amazon Kindle Fire HD, detailing device features, charging, unlocking, and important product information including terms, policies, and warranty.</p>

1978-11-11 11:34
↑
d1ergij2b6wmg5.cloudfront.net/kug/kindle_scribe_2024/v1/en-US/html/kug.html

Table of Contents

To view on your phone or desktop, go to user guides at www.amazon.com/devicesupport.

- Getting Started
 - Setting up your Kindle Scribe
 - Kindle controls
 - Keyboard
 - Network connectivity
 - Pen & Pencil tips
 - View/View screen reader
 - Uninstalling Kindle display indicators
- Using your Kindle
 - Navigation your Kindle
 - Screen indicators
 - Quick Actions
- Managing Content
 - The content menu
 - Remove books & audiobooks
 - Reporting documents
 - Sorting & filtering
 - Cloud Collections
 - Device and Cloud storage
 - Exporting annotations, attached to documents and audiobooks
 - Restoration and deletion items from your Kindle
 - Using your Kindle with your computer
- Reading on your Kindle
 - Controls
 - Navigation & tools
 - Customize your text display
 - Customize your PDF display
 - Annotations with your content
 - Reading Kindle content on other devices
 - Content rules
 - Editorial notes on your Kindle
 - The content toolbar
 - Newsbooks
 - Newsbooks in Books
 - Newsbooks in PDFs

http://d1ergij2b6wmg5.cloudfront.net/kug/kindle_scribe_2024/v1/en-US/html/kug.html 1/48

[pdf] Quick Start Guide Guide

d1ergij2b6wmg5.cloudfront.net/kug/kindle_scribe_2024/v1/en-US/html/kug.html Kindle Scribe U MAmazon Tablet

User Guide Free Instruction ManualKindle version UG ENcentral manuals tablet amazon EN |||

19/06/2025 11:34 d1ergij2b6wmg5.cloudfront.net/kug/kindle_scribe_2024/v1/en-

US/html/kug.html Table of Contents To view on your phone or desktop, go to user

guides at www.amazon.com/devicesupport. Getting Started Setting up your Kindle

Scribe Kindle controls Keyboard Network connectivity Pen Pre...

lang:en score:50 filesize: 1.59 M page_count: 46 document date: 2025-06-19