

## Lorex E871AB

# Lorex 4K 8MP IP Wired Dual-Lens Add-On Outdoor Security Camera - User Manual

Model: E871AB | Brand: Lorex

## 1. INTRODUCTION

This manual provides detailed instructions for the installation, operation, and maintenance of your Lorex 4K 8MP IP Wired Dual-Lens Add-On Outdoor Security Camera. Designed for comprehensive outdoor surveillance, this camera features dual lenses for a 180-degree panoramic view, advanced color night vision, and smart security lighting to enhance your property's security.



Front view of the Lorex 4K 8MP IP Wired Dual-Lens Add-On Outdoor Security Camera, showcasing its dual lenses and integrated lighting.

## 2. KEY FEATURES

- **4K Panoramic View:** The dual-lens system combines two adjacent scenes to create a continuous 180-degree panoramic view, allowing you to monitor larger areas with fewer cameras.



A smartphone screen showing the wide 180-degree panoramic view captured by the Lorex dual-lens camera, encompassing a broad outdoor area.

- **Color Night Vision:** Experience enhanced clarity and detail in low-light conditions with Color Night Vision (requires ambient lighting). In complete darkness, the camera automatically switches to Infrared Night Vision for clear black and white video.
- **Proactive Prevention:** Deter unwanted visitors with motion-activated warning lights and an integrated siren, designed to stop incidents before they escalate.
- **Smart Security Lighting:** Personalize your security lighting with over 16 million color options. Assign specific colors for motion events or camera modes, providing a visual deterrent.



Close-up of the Lorex camera illustrating its dual LED lights and the concept of smart security lighting.

- **Smart Alerts:** Receive detailed notifications for specific types of motion, including Person, Vehicle, Animal, and Package Detection. Customize alerts to focus on what matters most.





An image depicting the Lorex camera's advanced AI detection capabilities, including recognition of persons, vehicles, animals, and packages.

- **Year-Round Durability:** Built with durable, all-metal housing and an IP67 weatherproof rating, this camera is designed to withstand harsh weather conditions, from -22°F (-30°C) to 131°F (55°C).



The Lorex camera installed outdoors, demonstrating its IP67 weatherproof rating by withstanding rain.

- **2-Way Talk:** Communicate directly through the camera using the built-in microphone and speaker. Utilize Quick Response messages for convenient, pre-recorded replies.



The Lorex camera shown with speech bubbles, illustrating its two-way talk functionality for direct communication.

- **Requires Recorder:** This is an add-on camera compatible with Lorex N845/N846/N847/N864/N910-series recorders. It must be connected to one of these recorders to operate.

## 3. SETUP GUIDE

### 3.1. What's in the Box

- Lorex 4K 8MP IP Wired Dual-Lens Add-On Outdoor Security Camera (Model E871AB)

### 3.2. Before You Begin

Ensure you have a compatible Lorex N845/N846/N847/N864/N910-series recorder. This camera is designed as an add-on and requires a recorder for full functionality, including power, video recording, and network connectivity.

### 3.3. Installation Steps

1. **Choose a Location:** Select an outdoor location that provides the desired panoramic view and is within reach of your Lorex recorder's cabling. Ensure the mounting surface is sturdy.
2. **Mount the Camera:** Use the provided mounting hardware to securely attach the camera to the chosen surface. Drill pilot holes if necessary.



A person using a drill to securely mount the Lorex security camera onto an exterior wall, illustrating the installation process.

3. **Connect to Recorder:** Connect the camera's Ethernet cable to an available PoE (Power over Ethernet) port on your compatible Lorex recorder. This provides both power and video transmission.
4. **Configure via App:** Once connected, follow the instructions in your Lorex recorder's manual or the Lorex Home app to add and configure the new camera.

## 4. OPERATING INSTRUCTIONS

---

### 4.1. Accessing Live View

Access the live video feed from your camera through the Lorex Home mobile application or directly from your Lorex recorder's interface. The 180-degree panoramic view will be displayed, providing a wide field of vision.





The Lorex camera displaying a green status light, indicating active operation and readiness for surveillance.

#### **4.2. Using 2-Way Talk**

From the live view in the Lorex Home app, tap the microphone icon to speak through the camera's speaker. Tap again to end. You can also select pre-recorded Quick Response messages for common interactions.

#### **4.3. Customizing Smart Security Lighting**

Navigate to the camera settings in the Lorex Home app to customize the smart security lighting. You can choose from millions of colors, set brightness levels, and configure the lights to activate based on motion detection or specific schedules.

#### **4.4. Managing Smart Alerts**

In the app, configure your smart alert preferences. You can enable or disable detection for persons, vehicles, animals, and packages. Adjust sensitivity and define specific motion detection zones to minimize false alarms.

#### **4.5. Reviewing Recordings**

Recorded footage is stored on your Lorex recorder. Use the Lorex Home app or the recorder's interface to review playback, search for specific events, and export video clips.

## 5. MAINTENANCE

---

### 5.1. Cleaning the Camera

Periodically clean the camera lenses and housing with a soft, damp cloth. Avoid using harsh chemicals or abrasive cleaners, as these can damage the camera's finish or optical components.

### 5.2. Firmware Updates

Regularly check for firmware updates through the Lorex Home app or the Lorex support website. Keeping your camera's firmware updated ensures optimal performance, security, and access to new features.

### 5.3. Environmental Care

While the camera is IP67 weatherproof, ensure its mounting location does not allow water to pool around connections. Clear any debris, such as leaves or snow, that might obstruct the camera's view or ventilation.

## 6. TROUBLESHOOTING

---

### 6.1. No Power / No Video

- Ensure the Ethernet cable is securely connected to both the camera and a powered PoE port on your Lorex recorder.
- Verify that your Lorex recorder is powered on and functioning correctly.
- Check the network cable for any damage.

### 6.2. Poor Image Quality

- Clean the camera lenses to remove any dirt, dust, or smudges.
- Ensure there is sufficient ambient light for Color Night Vision to activate.
- Check for obstructions in the camera's field of view.

### 6.3. Motion Detection Issues

- Adjust the motion detection sensitivity settings in the Lorex Home app.
- Review and reconfigure your motion detection zones to cover desired areas.
- Ensure the camera's view is not obstructed by moving objects like tree branches.

### 6.4. 2-Way Talk Problems

- Verify that the microphone and speaker settings are enabled in the Lorex Home app.
- Check your mobile device's volume and microphone permissions for the app.

### 6.5. Recorder Compatibility

This camera is only compatible with Lorex N845/N846/N847/N864/N910-series recorders. Ensure your recorder model is listed as compatible.

## 7. TECHNICAL SPECIFICATIONS

---

Feature	Specification
Model Name	E871AB

Feature	Specification
Indoor/Outdoor Usage	Outdoor
Video Capture Resolution	4K (8MP Effective Still Resolution)
Color	Available in various colors
Number of Items	1
Included Components	Camera unit with built-in dual lenses
Number of Channels	2
Wireless Communication Technology	Ethernet (Wired)
Form Factor	Turret
Upper Temperature Rating	55 Degrees Celsius (131°F)
Frame Rate	15 frames_per_second
Material	Aluminum Alloy + Plastic
Wattage	8 watts
Item dimensions L x W x H	16.2 x 8.3 x 6.6 inches
Water Resistance Level	Waterproof (IP67)
Item Weight	1.75 pounds
Field Of View	180 Degrees
Alert Type	Motion Only (Person, Vehicle, Animal, Package Detection)
Room Type	Outdoors
Specific Uses For Product	Outdoor Surveillance, Wide Area Monitoring
International Protection Rating	IP67
UPC	695529051413
Manufacturer	Lorex
Brand	Lorex

## 8. WARRANTY AND SUPPORT

### 8.1. Product Warranty

For detailed information regarding the product warranty, please refer to the official Lorex website or the warranty card included with your purchase. Warranty terms and conditions may vary.






### 8.2. Customer Support

If you encounter any issues or have questions about your Lorex camera, please visit the official Lorex support website for FAQs, troubleshooting guides, and contact information for customer service.

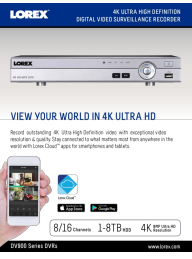
You can find more information and support resources at the[Lorex Store on Amazon](#).

© 2023 Lorex Technology Inc. All rights reserved.

Related Documents - E871AB

	<p><a href="#">Lorex Halo Series H20 4K Dual-Lens Security Camera Quick Start Guide</a></p> <p>A quick start guide for the Lorex Halo Series H20 4K Dual-Lens Security Camera, covering safety precautions, what's included, product overview, camera placement tips, mounting instructions, and connection details.</p>
	<p><a href="#">Lorex 2K Wired Floodlight Security Camera: Installation Guide and Features</a></p> <p>Comprehensive guide to the Lorex 2K Wired Floodlight Security Camera, covering package contents, installation steps, features like 2K resolution and Smart Motion Detection, technical specifications, and app setup.</p>
	<p><a href="#">Lorex E893AB 4K Smart Deterrence IP Camera with Smart Motion Detection Plus</a></p> <p>Discover the Lorex E893AB 4K Ultra HD IP camera, featuring Smart Deterrence, Smart Motion Detection Plus, Color Night Vision, and two-way talk for advanced home security. Includes detailed specifications and features.</p>
	<p><a href="#">Lorex 4K Ultra HD Security Systems: DVRs and Active Deterrence Cameras</a></p> <p>Explore Lorex 4K Ultra HD Digital Video Recorders (DVRs) and Active Deterrence Cameras. Features include advanced motion detection, smart home compatibility, local storage, and superior resolution for comprehensive security.</p>
	<p><a href="#">Lorex N910 Series User Manual: Setup and Operation Guide</a></p> <p>Comprehensive guide to the Lorex N910 Series NVR system, covering setup, operation, features, safety, and troubleshooting. Visit <a href="#">lorex.com</a> for support.</p>





**LOREX**  
4K ULTRA HIGH-DEFINITION  
DIGITAL VIDEO SURVEILLANCE RECORDERS

**VIEW YOUR WORLD IN 4K ULTRA HD**

Record outstanding 4K Ultra High Definition video with exceptional video resolution & quality. Stay connected to what matters most from anywhere in the world with Lorex Cloud™ app for smartphones and tablets.

8/16 Channels 1-8TB HDD 4K Ultra HD

DV900 Series DVR

[Lorex DV900 Series DVRs: 4K Ultra HD Digital Video Surveillance Recorders](#)

Explore the features and specifications of Lorex DV900 Series DVRs, offering 4K Ultra High Definition video recording, advanced H.264+ compression, and remote connectivity via Lorex Cloud™.

Documents - Lorex – E871AB



[\[pdf\]](#) Quick Start Guide Instructions Specifications Guide Warranty

E871AB Series Quick Start Guide EN 4 11 MBLorex Support H20 H 4K Dual Lens Wired Bullet Security Camera with Smart Lighting72139093030help lorex helpdesk attachments 72139093030 |||

Quick Start Guide Guide de configuration rapide Gua de configuracin rpida**E871AB** Series English Franais Espaoi lorex.com Safety Precautions Follow all instructions for safe use and handling of the product. Use the camera within given temperature, humidity and voltage levels noted in the camera ...

lang:en **score:43** filesize: 4.11 M page\_count: 9 document date: 2023-04-26



[\[pdf\]](#) User Manual Owner's Manual Quick Start Guide Instructions Specifications Guide Warranty

393E871AB Lorex H20 4K IPWired Dual Lens Camera CRUTCHFIELD COM HNEWBERRY Lorex® IP Wired Security owner s manual Hardwired indoor outdoor dual lens security camera with smart lighting siren and two way talk at Crutchfield crutchfieldonline ImageBank v20240405125600 Manuals 393 |||

Halo Series Lorex H20**E871AB** Quick Start Guide EN Guide de configuration rapide FR Gua de configuracin rpida ES lorex.com EN - Safety Precautions Follow all instructions for safe use and handling of the product. Use the camera within given temperature, humidity and voltage levels noted in ...

lang:en **score:36** filesize: 5.35 M page\_count: 10 document date: 2024-04-05



[\[pdf\]](#) Specifications

E871 Series Specs R1 designed by Uma Radhakrishnan Product Specifications EN 510 KBLorex Support

E871AB H20 H 4K Dual Lens Wired Bullet Security Camera with Smart Lighting72139093031help lorex helpdesk attachments 72139093031 |||

4K Dual-Lens IP Wired Security Camera PRODUCT SPECIFICATIONS General Video Transmission IP Tech ... perature -22F -30C - 131F 55C Humidity 95 Environmental Rating IP67 MODEL INFORMATION **E871AB** White Camera Package Weight Package Dimensions W D H Package Cube Brown Box 3.5lb / 1.4k...

lang:en **score:31** filesize: 510.08 K page\_count: 1 document date: 2023-11-24



### [Lorex Halo Series H20 4K Dual-Lens Security Camera Quick Start Guide](#)

A quick start guide for the Lorex Halo Series H20 4K Dual-Lens Security Camera, covering safety precautions, what's included, product overview, camera placement tips, mounting instructions, and connection details.

lang:en score:30 filesize: 1.81 M page\_count: 9 document date: 2024-04-18



### [\[pdf\] Specifications Dimension Guide](#)

E871 Series Specs R1 designed by Uma Radhakrishnan 4K Dual Lens IP Wired Security Camera

Alluminum Alloy Plastic Yes\* PoE Power over Ethernet Class 802 3af 12V DC 8 2 W 12 VDC 9 1 6 x 3 0

172 99 76mm 75lbs 79kg 22°F 30°C ~ 131°F 55°C ≤95% IP67 Brown Box Package Weight 95529 05141

5lb 4kg Dimensions × D H 16 5 4 411 147 116 mm SpecSheet d2zri47w41ywm3 cloudfront net ip

cameras E871AB |||

4K Dual-Lens IP Wired Security Camera PRODUCT SPECIFICATIONS General

Video Transmission IP Tech ... perature -22F -30C - 131F 55C Humidity 95

Environmental Rating IP67 MODEL INFORMATION **E871AB** White Camera Package

Weight Package Dimensions W D H Package Cube Brown Box 3.5lb / 1.4k...

lang:en score:24 filesize: 510.08 K page\_count: 1 document date: 2023-11-24



### [\[pdf\]](#)

Lorex 4K Intelligent videoovervågning 6554 Elma Minikatalog 2024 DK v10 elma dk Files Images 2023

Minikataloger |||

elma instruments Lorex 4K Intelligent videoovervågning Se alle vores Lorex kameraer

elma instrument ... 0287 P erson/kretj/Ansigts-genkendelse/Pakke/Dyr detektering, 2-

vejs Audio Color Night Vision **E871AB** Lorex 4K Dual 10MP H20 kamera 180

Panorama EAN 0695529051413 P erson/kretj/dyr/pakke/auto-...

lang:da score:23 filesize: 2 M page\_count: 8 document date: 2024-05-08



### [\[pdf\] Catalog](#)

Lorex For Business Product Catalog 2023 Vincent Spensieri Download CatalogH SeriesH Series R10cdn

lorex business catalog series H R10 |||


Analog Security Fusion Collection H Series Featuring bright, Smart LED Lights and

sirens, these I ... rkness Siren LED Lights Smart Security Lighting Horizontal Person

Vehicle Face Mask Animal Package **E871AB** H20 Dual-Lens Bullet White 4K 4K 8MP

Fixed 2-Way IP67 131F / 55C -22F / -30C 8.2 W 12 VDC ...

lang:en score:23 filesize: 662.25 K page\_count: 2 document date: 2024-09-04

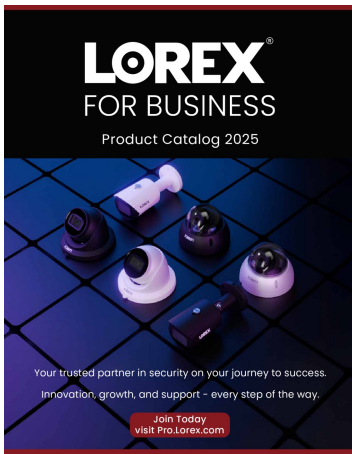


[\[pdf\]](#) Accessories Catalog

Lorex For Business Product Catalog 2023 Vincent Spensieri for 2024 R11 d2zri47w41ywm3 cloudfront net business catalog |||

Lorex for Business Product Catalog 2024-2025 Your trusted partner in security on your journey to su ... rkness Siren LED Lights Smart Security Lighting Horizontal Person Vehicle Face Mask Animal Package **E871AB** H20 Dual-Lens Bullet White 4K 8MP Fixed 2-Way IP67 131F / 55C -22F / -30C 8.2 W 12 VDC ...

lang:en score:21 filesize: 19.05 M page\_count: 34 document date: 2024-11-15



[Lorex 2025 Business Product Catalog: Security Cameras & Systems](#)

Explore the comprehensive 2025 Lorex for Business Product Catalog, featuring advanced security cameras, NVRs, DVRs, analytics, and accessories for businesses of all sizes. Enhance your security with cutting-edge technology.

lang:en score:21 filesize: 19.28 M page\_count: 36 document date: 2025-05-26




[\[pdf\]](#) Quick Start Guide Instructions Specifications Guide Warranty

1092773 bhphotovideo lit files |||

Halo Series Lorex H20 **E871AB** Quick Start Guide EN Guide de configuration rapide FR Gua de configuracin rpida ES lorex.com EN - Safety Precautions Follow all instructions for safe use and handling of the product. Use the camera within given temperature, humidity and voltage levels noted in ...

lang:en score:20 filesize: 5.31 M page\_count: 9 document date: 2023-12-21




[\[pdf\]](#) Accessories Catalog

Lorex For Business Product Catalog 2024 Technology for R9 cdn lorex business catalog |||

Lorex for Business Product Catalog 2024 Your trusted partner in security on your journey to succes ... rkness Siren LED Lights Smart Security Lighting Horizontal Person Vehicle Face Mask Animal Package **E871AB** H20 Dual-Lens Bullet White 4K 8MP Fixed 2-Way IP67 131F / 55C -22F / -30C 8.2 W 12 VDC ...

lang:en score:20 filesize: 18.83 M page\_count: 36 document date: 2024-05-23




[\[pdf\]](#) Accessories Catalog

Lorex For Business Product Catalog 2023 Vincent Spensieri Cloudfront net Capture 4K video which is especially important for security camera footage Camera Connector Shield Yes SKU CBL100C5 ACR U11W E Cat5e Network 2025 d2zri47w41ywm3 cloudfront business catalog |||

Lorex for Business Product Catalog 2024-2025 Your trusted partner in security on your journey to su ... rkness Siren LED Lights Smart Security Lighting Horizontal Person Vehicle Face Mask Animal Package **E871AB** H20 Dual-Lens Bullet White 4K 4K 8MP Fixed 2-Way IP67 131F / 55C -22F / -30C 8.2 W 12 VDC ...

lang:en score:20 filesize: 19.09 M page\_count: 34 document date: 2025-01-22




[\[pdf\]](#) Accessories Catalog

Lorex For Business Product Catalog 2023 Vincent Spensieri Cloudfront net Outdoor Wi Fi Camera 2K Smart Lightbulb Image Sensor 1 Chimebox Power Outlet for 2025 R2 d2zri47w41ywm3 cloudfront business catalog |||

Lorex for Business Product Catalog 2025 Your trusted partner in security on your journey to success ... rkness Siren LED Lights Smart Security Lighting Horizontal Person Vehicle Face Mask Animal Package **E871AB** H20 Dual-Lens Bullet White 4K 4K 8MP Fixed 2-Way IP67 131F / 55C -22F / -30C 8.2 W 12 VDC ...

lang:en score:19 filesize: 19.28 M page\_count: 36 document date: 2025-04-28




[\[pdf\]](#) Accessories Catalog

Lorex For Business Product Catalog 2023 Vincent Spensieri for 2024 R10 d2zri47w41ywm3 cloudfront net business catalog |||

Lorex for Business Product Catalog 2024 Your trusted partner in security on your journey to succes ... rkness Siren LED Lights Smart Security Lighting Horizontal Person Vehicle Face Mask Animal Package **E871AB** H20 Dual-Lens Bullet White 4K 4K 8MP Fixed 2-Way IP67 131F / 55C -22F / -30C 8.2 W 12 VDC ...

lang:en score:19 filesize: 19.23 M page\_count: 34 document date: 2024-08-21




[\[pdf\]](#) Accessories Catalog

Lorex For Business Product Catalog 2023 Vincent Spensieri Cloudfront net Apr 10 2024 · the life cycle of your camera so you can count on years With Smart Security Lighting customize s LED band for R7 d2zri47w41ywm3 cloudfront business catalog |||

Lorex for Business Product Catalog 2024 Your trusted partner in security on your journey to succes ... rkness Siren LED Lights Smart Security Lighting Horizontal Person Vehicle Face Mask Animal Package **E871AB** H20 Dual-Lens Bullet White 4K 4K 8MP Fixed 2-Way IP67 131F / 55C -22F / -30C 8.2 W 12 VDC ...

lang:en score:17 filesize: 18.69 M page\_count: 35 document date: 2024-04-08





[pdf]

E871 Series FCC compliance SDoC E871AB cdn lorex fcc 2023 |||

...

lang:en score:16 filesize: 39.9 K page\_count: 1 document date: 2023-12-19



[pdf]

6797 Elma Instrument News 03 2024po elma dk Files Images 2021 DK 2403 |||

instrument news NYHEDER TILBUD FRAELMAINSTRUMENTS #3 20. RGANG  
SEPTEMBER 2024 WWW.ELMA.DK De vigti ... Halo H-serie . Se Minikatalog p  
elma.dk. 180 4K overvgningskamera Kablet eller via Wi-Fi LOREX H20 **E871AB** 4K  
IP DUAL-LENS 180 overvgningskamera Smart security belysning, Smart Motion  
detektering af p...

lang:da score:14 filesize: 6.04 M page\_count: 7 document date: 2024-09-16