

LUME CUBE LC-RINGPRO

Lume Cube Ring Light Pro Instruction Manual

Brand: LUME CUBE | Model: LC-RINGPRO

1. INTRODUCTION

The Lume Cube Ring Light Pro is a versatile, professional-grade lighting solution designed for photographers, streamers, and videographers. It features an internal rechargeable battery for portability, adjustable color temperature and brightness, and a robust design for various creative applications. This manual provides essential information for setting up, operating, and maintaining your Ring Light Pro to ensure optimal performance.

2. WHAT'S IN THE BOX

- 18" Ring Light Pro
- 70" Telescoping Light Stand
- Adjustable Smartphone Mount
- Wireless Remote Control
- Premium Travel Case

What's Included




Figure 2.1: All components included in the Lume Cube Ring Light Pro kit.

3. SETUP INSTRUCTIONS

1. **Assemble the Light Stand:** Unfold the legs of the 70" telescoping light stand until stable. Extend the stand to your desired height and secure the sections using the locking mechanisms.
2. **Attach the Ring Light:** Mount the Lume Cube Ring Light Pro onto the top of the light stand. Ensure it is securely fastened using the screw mechanism.
3. **Insert Smartphone Mount:** Place the adjustable smartphone mount into the designated slot within the center of the ring light. Adjust its angle as needed.
4. **Connect Power:** Connect the power cord to the ring light and plug it into a power outlet. The internal battery can also be used for cordless operation once charged.



Figure 3.1: The Lume Cube Ring Light Pro fully assembled and ready for use.



Figure 3.2: The ring light offers 180-degree tilt and height adjustment from 18 to 70 inches.

4. OPERATING INSTRUCTIONS

4.1 Power On/Off

Locate the power switch on the back of the ring light. Flip it to the 'ON' position to power on the device. Flip it to 'OFF' to power down.

4.2 Adjusting Brightness and Color Temperature

Use the manual adjustment dials on the back of the ring light or the included wireless remote control to fine-tune brightness (1-100%) and color temperature (2700K-7500K). The LCD screen will display the current settings.

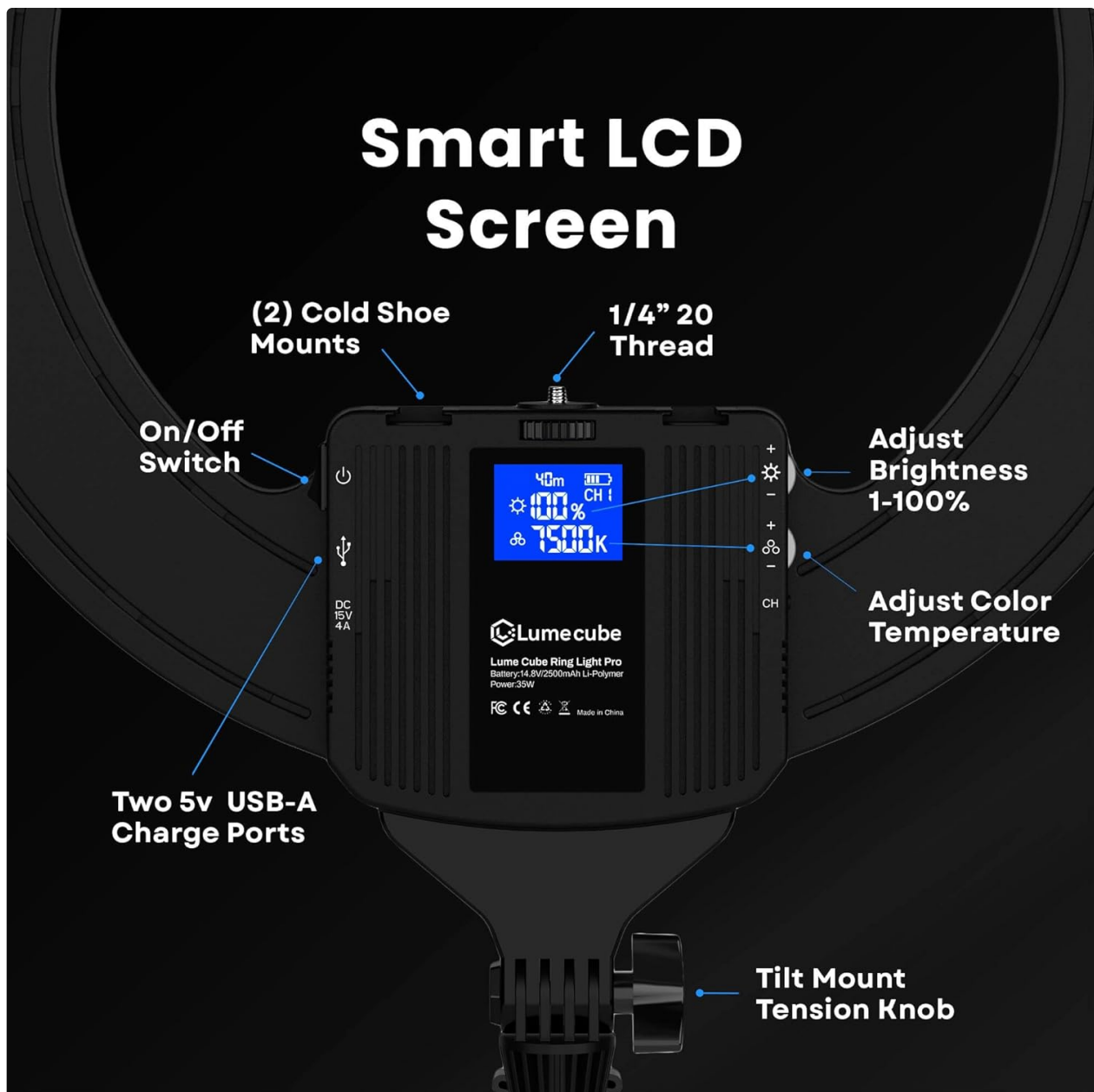


Figure 4.1: The smart LCD screen and manual controls on the back of the ring light.

Adjustable Brightness and Color Temperature



Figure 4.2: The ring light offers a wide range of brightness and color temperature adjustments.

4.3 Using the Wireless Remote Control

The wireless remote allows for convenient adjustment of brightness and color temperature from a distance. Ensure batteries are inserted correctly into the remote.

4.4 Using the USB Charge Ports

Two 5V USB-A charge ports are located on the back of the ring light, allowing you to power or charge your smartphone or other USB-powered accessories while using the light.

4.5 Adjusting the Smartphone Mount

The Lume Cube Designed Phone Mount allows for a 180-degree flip to switch between front and rear-facing cameras without removing the phone, and a 360-degree rotation for instant portrait or landscape mode changes.

5. KEY FEATURES

- **Internal Rechargeable Battery:** The Ring Light Pro features an internal rechargeable battery, offering up to 70 minutes of use at full brightness or 2 hours at lower power, providing freedom from power outlets.
- **Edge-Lit LED Lighting:** Equipped with 256 high-quality inward-facing LEDs and a built-in diffuser, it delivers 1700 lux at 0.5 meters for soft, flattering, studio-quality illumination.
- **Bi-Color Lighting:** Offers a color temperature range of 2700K-7500K, allowing users to select from cool blue to warm amber tones for various moods or accurate skin tones. It boasts 1500 Lumens and a 96+ CRI Rating.
- **Remote Controller and LCD:** A wireless remote control enables full adjustment of light settings from a distance. The smart LCD screen displays battery life, brightness, and color settings.
- **Simple Operation:** Designed for ease of use with intuitive onboard controls and a traditional remote, eliminating the need for complex apps.
- **Lume Cube Designed Phone Mount:** Unique mount with 180-degree flip and 360-degree rotation capabilities for seamless camera orientation changes.
- **Complete Kit with Case:** Includes the ring light, stand, adjustable smartphone mount, wireless remote, power cord, and a premium travel case for portability and protection.




Figure 5.1: The Lume Cube Ring Light Pro is suitable for diverse content creation needs.

6. MAINTENANCE

- **Cleaning:** Use a soft, dry cloth to clean the ring light and stand. Avoid abrasive cleaners or solvents.
- **Battery Care:** For optimal battery life, fully charge the device before first use and periodically if not used for extended periods. Avoid extreme temperatures.
- **Storage:** Store the Ring Light Pro and its accessories in the provided premium travel case to protect it from dust and damage.

7. TROUBLESHOOTING

- **Light Not Turning On:** Ensure the power cord is securely connected and plugged into a working outlet, or that the internal battery is charged. Check the power switch position.
- **Remote Control Not Responding:** Verify that the remote's batteries are correctly inserted and have sufficient charge. Ensure there are no obstructions between the remote and the ring light.
- **Inconsistent Brightness/Color:** Check the LCD screen for current settings. Adjust using the dials or remote. Ensure the light is not overheating (though designed for efficient heat dissipation).
- **Phone Mount Instability:** Ensure the smartphone mount is firmly secured in its slot and the phone is properly gripped by the mount's spring-loaded mechanism.

8. SPECIFICATIONS

Feature	Specification
Product Dimensions	1.3"L x 21.8"W x 21.8"H
Item Weight	8.86 pounds
Item Model Number	LC-RINGPRO
Battery Life	70 minutes (full brightness), 2 hours (lower power)
Connectivity Technology	USB
Hardware Interface	USB

9. OFFICIAL PRODUCT VIDEOS

See the Lume Cube 18 Inch Ring Light Pro in Action

This video demonstrates the Lume Cube 18 Inch Ring Light Pro in various settings, showcasing its features and lighting capabilities.

WATCH before and after with the Lume Cube Ring Light Pro

A visual comparison showing the significant improvement in lighting quality when using the Lume Cube Ring Light Pro.

BEST RING LIGHT! multifunctional and user friendly!

This video highlights the multifunctional and user-friendly aspects of the Lume Cube Ring Light Pro.

Make sure you watch this before buying Lume Cube Ring Light!

A detailed review providing insights into the Lume Cube Ring Light Pro before purchase.

Lighting makes a difference! See why this one stands out!





This video emphasizes the impact of good lighting and highlights the unique qualities of the Lume Cube Ring Light Pro.

10. WARRANTY AND SUPPORT

For warranty information and customer support, please refer to the documentation included in your product packaging or visit the official LUME CUBE website. LUME CUBE is located in Carlsbad, CA.

© 2023 LUME CUBE. All rights reserved.

Related Documents - LC-RINGPRO

	<p>Lume Cube Power Grip XL Instruction Manual</p> <p>Instruction manual for the Lume Cube Power Grip XL, detailing its features, specifications, operation, voltage settings, indicator lights, and warranty information for photographers and videographers.</p>
	<p>Lume Cube PANEL PRO Instruction Manual - LED Panel Light Guide</p> <p>Comprehensive instruction manual for the Lume Cube PANEL PRO LED panel light. Learn about setup, features, modes, specifications, and app control for professional lighting.</p>
	<p>Lumecube Ring Light Mini Setup and Operation Guide</p> <p>Comprehensive guide for the Lumecube Ring Light Mini, covering setup, controls, power options, and important warnings for optimal use.</p>
	<p>Lumecube Studio Panel Quick Start Guide</p> <p>Quick start guide for the Lumecube Studio Panel, providing setup instructions, identification of remote and panel components, and FCC compliance information.</p>



[Lume Cube LC-V2-1: Premium Lighting for Creators](#)

Explore the Lume Cube LC-V2-1, a versatile lighting solution designed for creators. Features include app control via Lume-X, a 1-year warranty, and detailed FCC compliance information.



[Catálogo de Accesorios Lume Cube: Iluminación y Kits para Fotografía y Video](#)

Descubre la gama completa de accesorios Lume Cube, incluyendo kits de iluminación para drones DJI y Yuneec, soportes para GoPro y smartphones, filtros, difusores y más. Mejora tu fotografía y videografía con soluciones de iluminación profesional.